APPENDIX A
AIR FLOW CHARTS

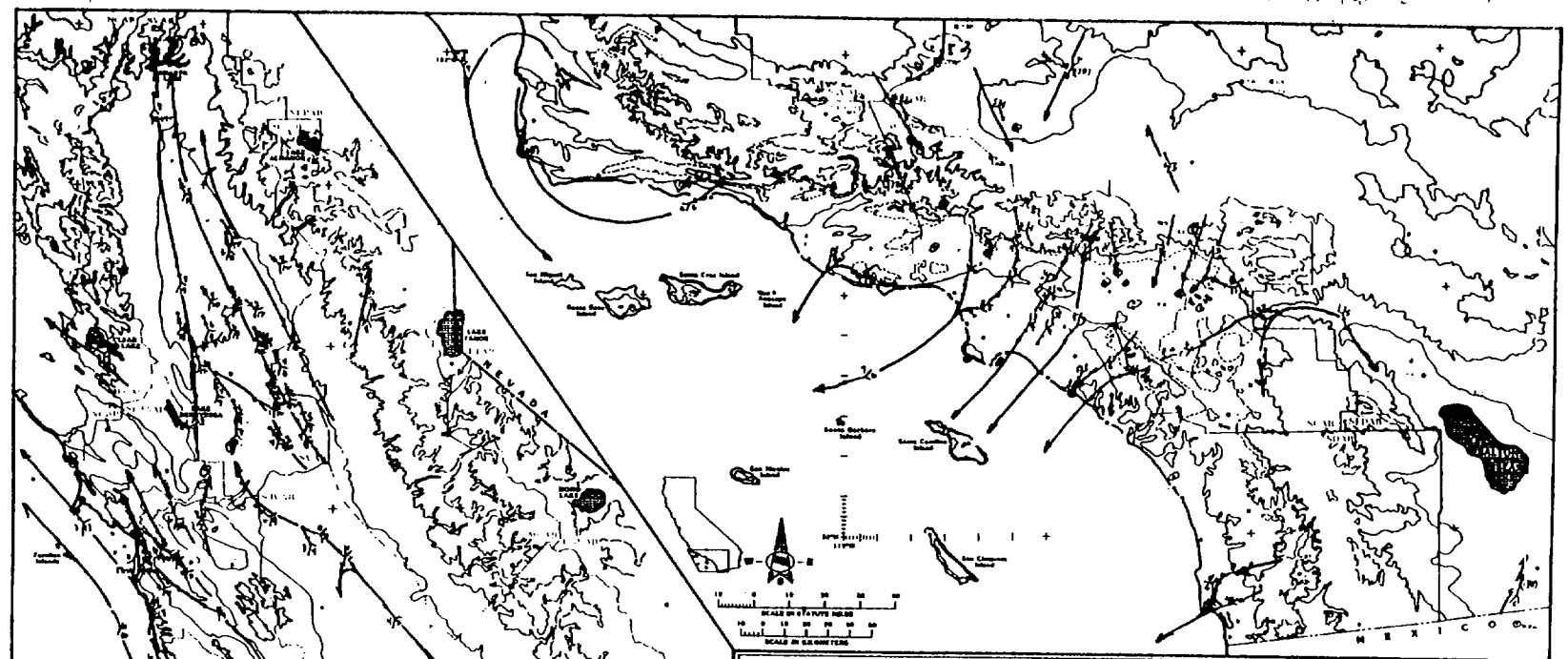

TEMPERATURE AND WIND ALOFT
(PRELIMINARY DATA)

FEET	BIC	SAL	FAT	VBG	LPT	SUS	TRM	BAR		CIC	FAT	MOD						
	1300 Z	1300 Z	1300 Z	1300 Z	1300 Z	1300 Z	1300 Z	1300 Z	Z	1300 Z	1300 Z	1300 Z	Z	Z	Z	Z	Z	Z
5000		48	46			47	48	48			1303							
4500		49	48			49	49	47			1205							
4000		50	50			51	51	48			1205							
3500		52	52			53	52	49			1205							
3000		54	53			55	54	51			1402							
2500		56	54			57	56	53			1404							
2000		57	56			58	58	54			1403							
1500		58	57	MISG		58	58	55		MISG	1406							
1000		58	56	55		57	57	56		1437	1310	MISG						
500		56	52	57		55	56	53		1525	1310	1406						
Sfc	MISG	54	45	57	MISG	54	44	42		1415	MISG	1505						

Air Resources Board
Meteorology Section
AIR FLOW CHARTS

JULIAN DAY: 336 2, Dec 1987 PLOTTED: Wilson
TIME: LOCAL 0400 pst GMT 1200Z ANALYZED: Wilson
APPROVED:

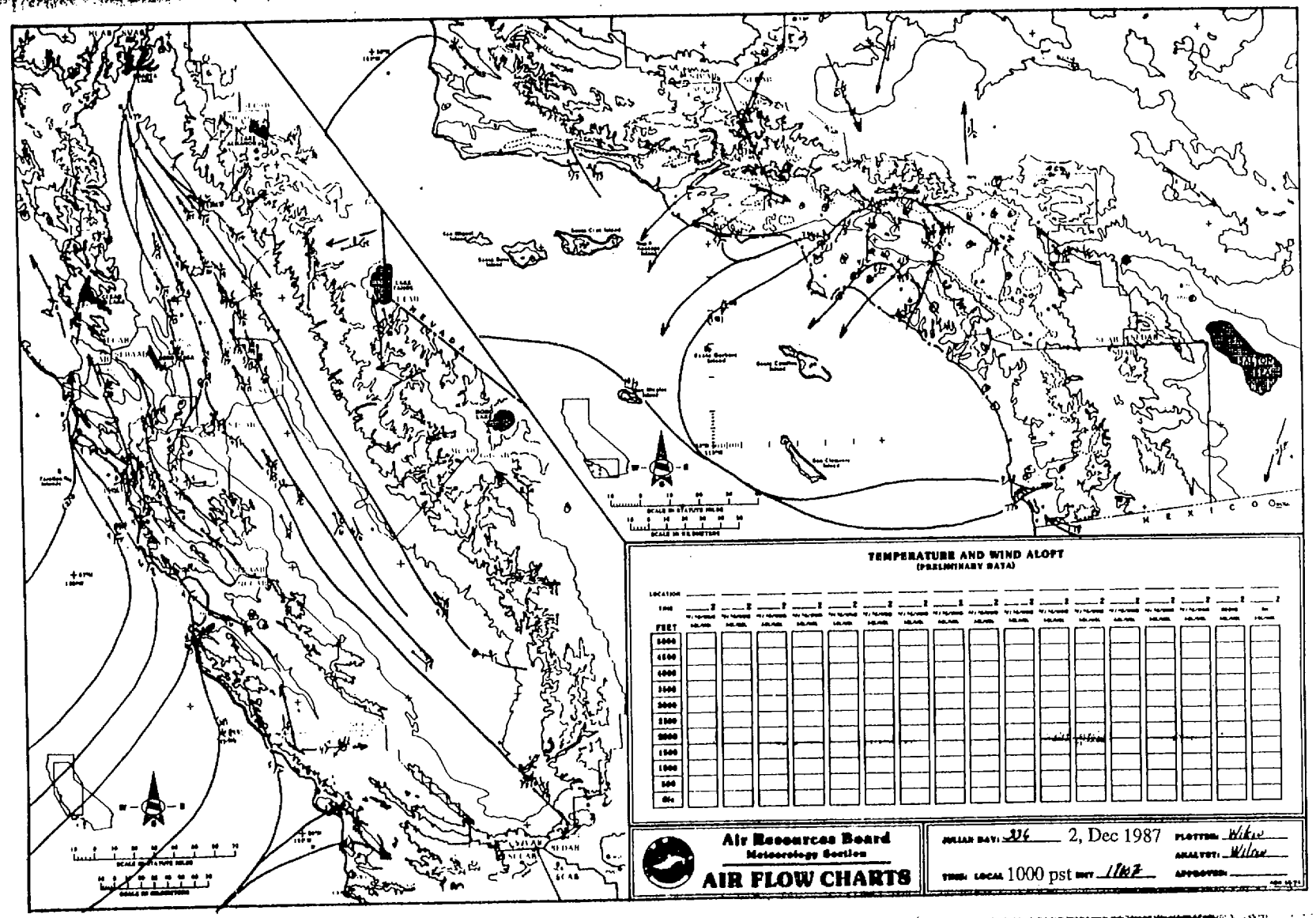
TEMPERATURE AND WIND ALOFT
(PRELIMINARY DATA)
LOCATION
TIME
FEET
Air Resources Board
Meteorology Section
AIR FLOW CHARTS
JULIAN DAY: 336
2, Dec 1987
PLOTTED: Wilson
ANALYZED: Wilson
APPROVED:
TIME: LOCAL 1000 pst
GMT 1867
NEVADA
MEXICO
SCALE IN STATUTE MILES
SCALE IN KILOMETERS

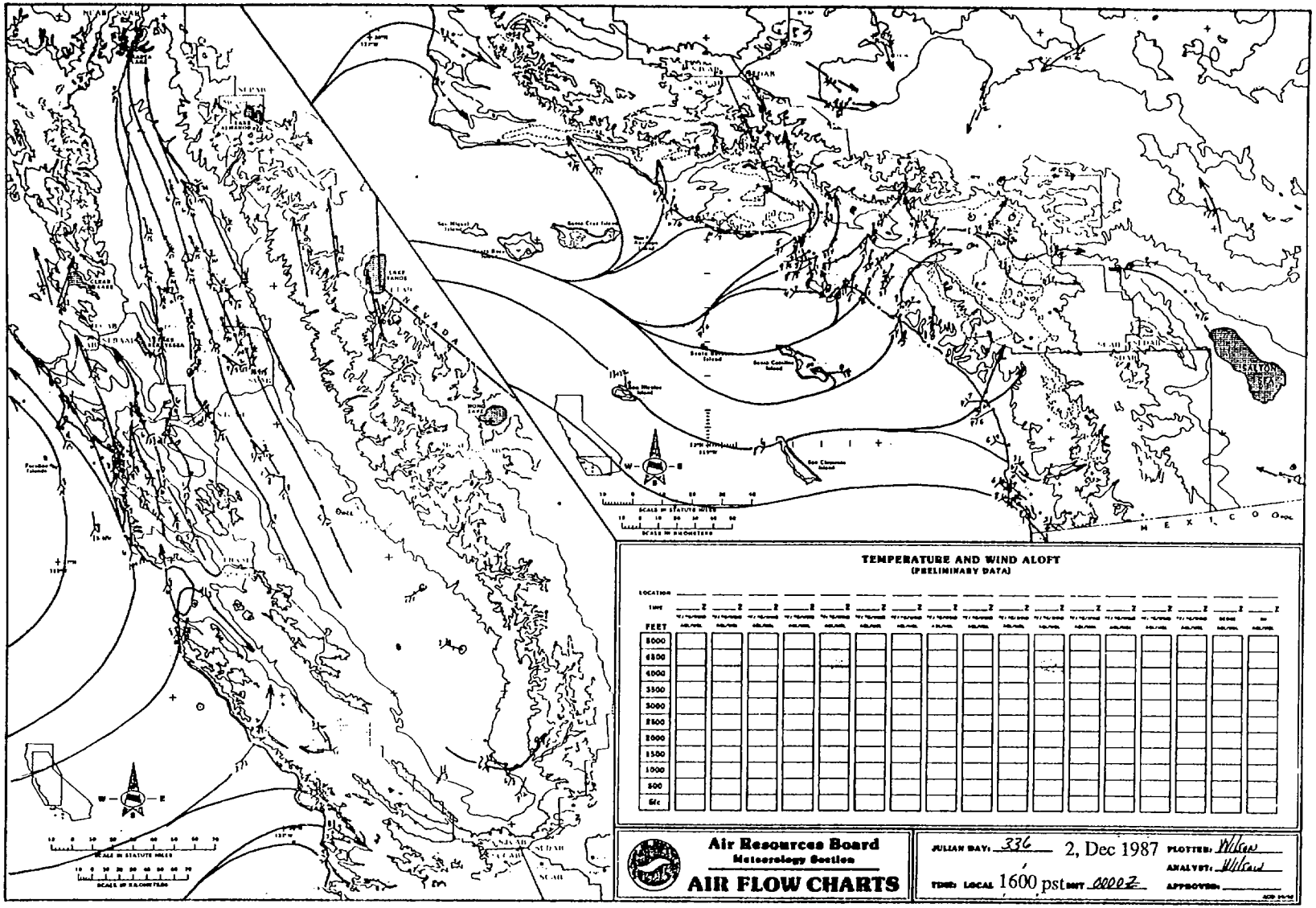

TEMPERATURE AND WIND ALOFT
(PRELIMINARY DATA)

LOCATION _____

TIME _____ Z _____ Z _____ Z _____ Z _____ Z _____ Z _____ Z _____ Z _____ Z _____ Z _____ Z _____ Z _____ Z _____ Z _____ Z _____ Z _____ Z

FEET																	
5000																	
4500																	
4000																	
3500																	
3000																	
2500																	
2000																	
1500																	
1000																	
500																	
Sfc																	

Air Resources Board
Meteorology Section
AIR FLOW CHARTS

JULIAN DAY: 336 2, Dec 1987 PLOTTER: Wilson
ANALYST: Wilson
TIME: LOCAL 1600 pst GMT 0000Z APPROVED: _____

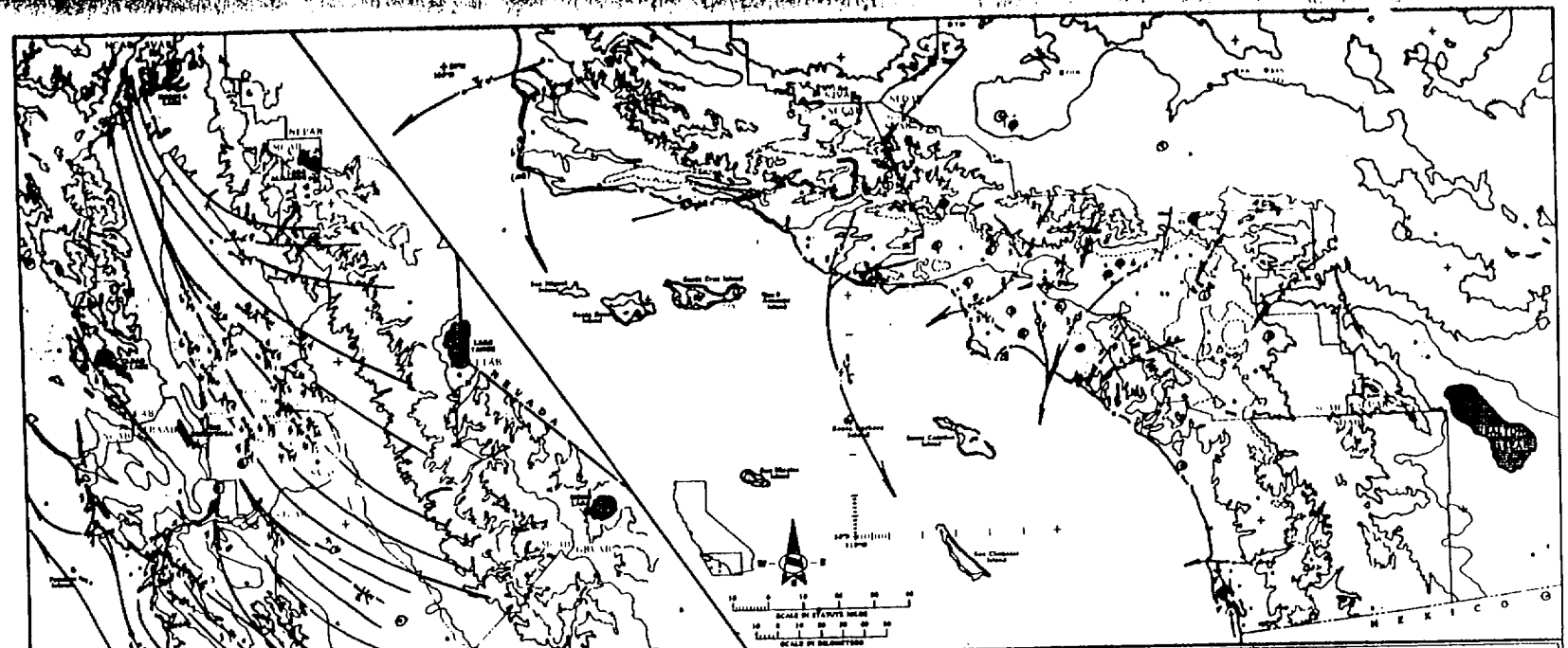

TEMPERATURE AND WIND ALOFT

(PRELIMINARY DATA)

LOCATION	OXC	BAK	UKI	SNS	FAT	BFL	TRA		OXC	FAT	LAS	LAV					
TIME	1300	1300	1300	1300	1300	1300	1300		1300	1300	1300	1300					
FEET	°C	°C	°C	°C	°C	°C	°C										
5000	43	49	-	54	54	53	50		1827	1405	-	7300					
4500	46	51	-	55	55	54	52		1836	1508	-	1306					
4000	49	53	-	57	54	55	53		1759	1610	-	2304					
3500	50	55	-	56	55	53	54		1631	1411	-	1609					
3000	52	56	-	57	56	54	57		1423	1164	-	0910					
2500	54	58	61	58	56	54	59		1133	1164	-	1010					
2000	56	58	63	59	59	55	60		1723	1164	-	0811					
1500	58	59	54	59	58	57	62		1427	1166	-	1004					
1000	59	59	56	58	58	57	63		1230	1166	-	0906					
500	60	58	57	56	59	54	59		1532	1166	1816	0706					
Sfc	59	56	57	54	44	44	44		1444	0000	1661	0803					

Air Resources Board
Meteorology Section
AIR FLOW CHARTS

JULIAN DAY: 337 3, Dec 1987 PLOTTER: Ramy
ANALYST: Ramy
TIME: LOCAL 0400 pst WT 1200 z APPROVED:

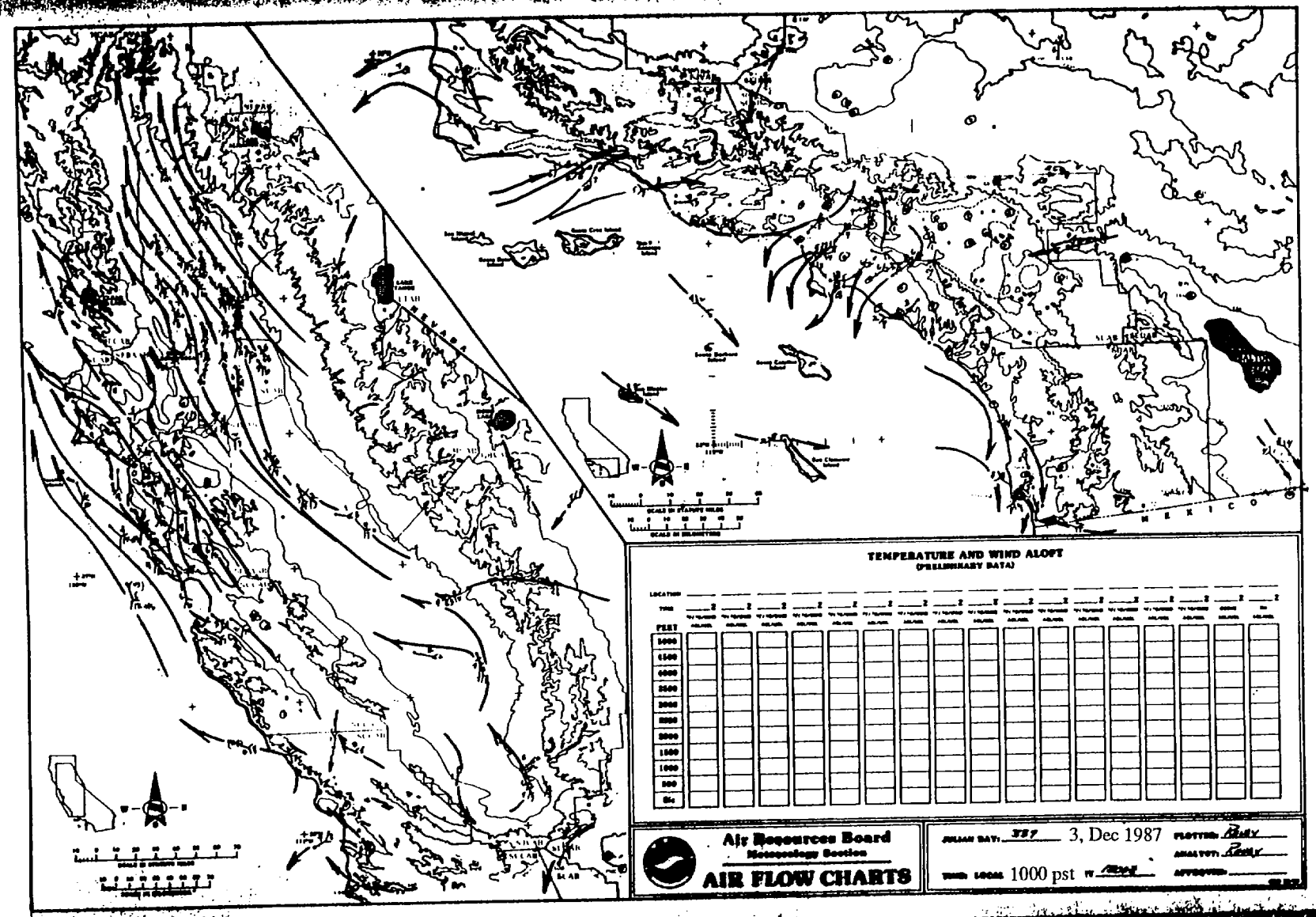
TEMPERATURE AND WIND ALOFT
(PRELIMINARY DATA)
LOCATION
TIME
FEET
Air Resources Board
Meteorology Section
AIR FLOW CHARTS
JULIAN DATE 337
3, Dec 1987
TIME LOCAL 1000 pst
PLOTTED
ANALYZED
APPROVED

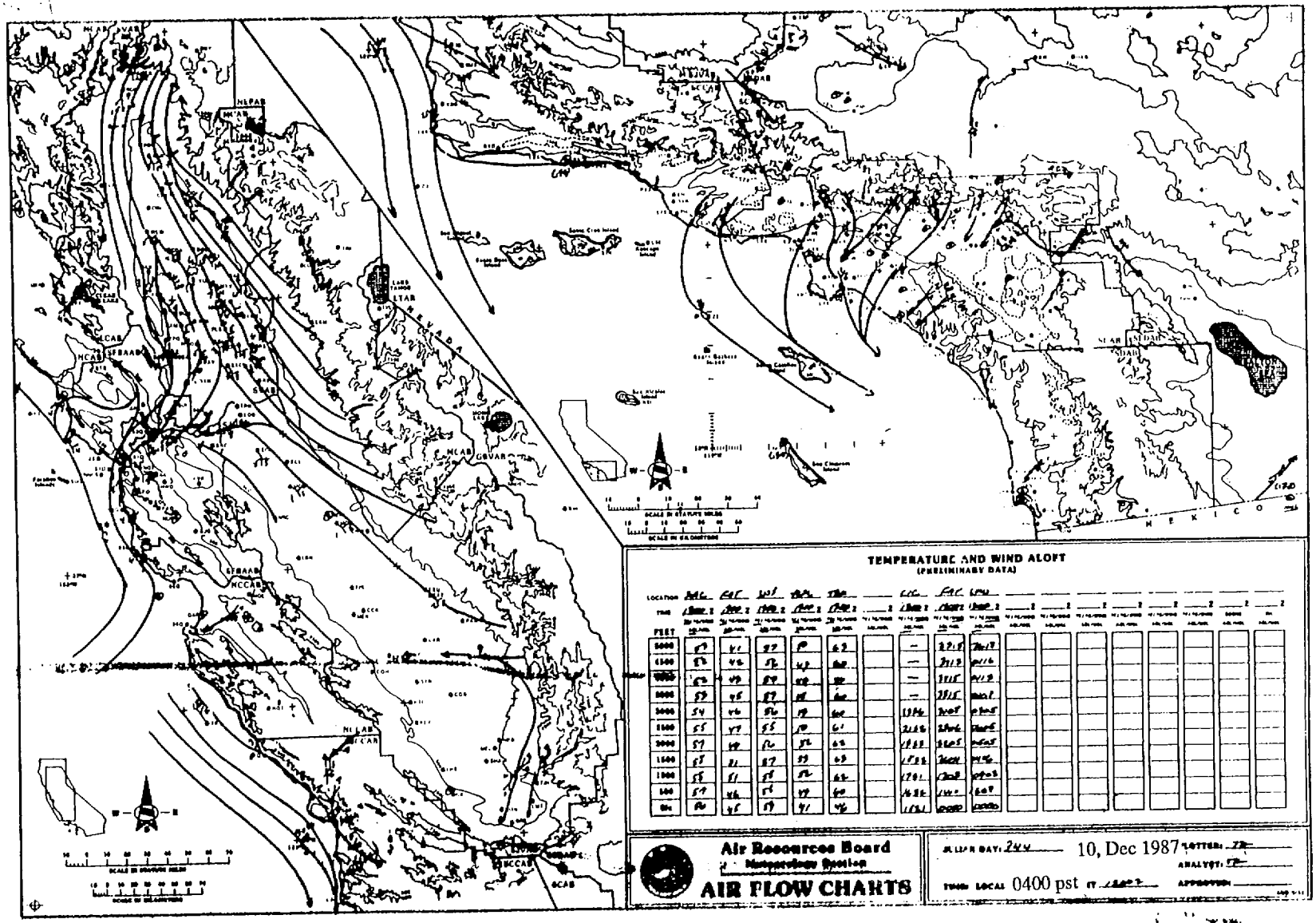

TEMPERATURE AND WIND ALOFT
(PRELIMINARY DATA)

FEET																	
5000	59	41	47	10	62			—	27/15	26/17							
4500	56	46	52	42	60			—	31/13	27/16							
4000	57	49	50	40	59			—	31/15	27/19							
3500	59	45	57	18	60			—	31/15	30/21							
3000	54	46	56	19	60			13/16	30/05	31/05							
2500	55	47	55	20	61			21/16	28/06	32/05							
2000	57	49	52	35	63			18/12	26/05	26/05							
1500	55	51	57	39	63			17/12	26/04	24/06							
1000	55	51	58	52	65			17/11	23/08	09/05							
500	57	46	55	47	60			16/12	21/10	16/07							
Sfc	50	45	59	41	46			15/11	00/00	00/00							

Air Resources Board
Meteorology Section
AIR FLOW CHARTS

FLIGHT DATE: 244 10, Dec 1987 PILOTS:
ANALYST:
TIME: LOCAL 0400 pst APPROVED:

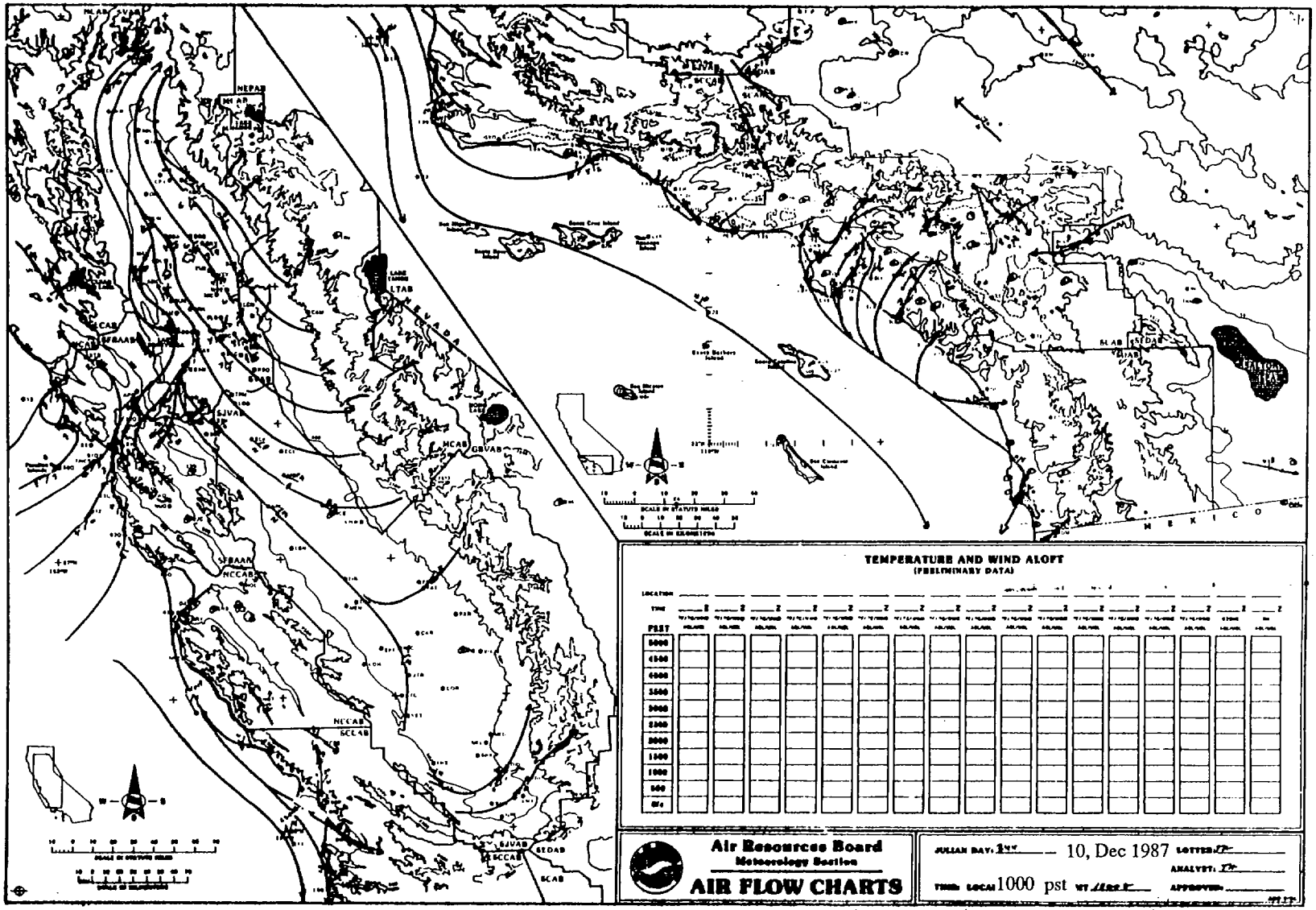
NEVADA
MEXICO
NEPAB
LTAB
SJVAB
SFBAAB
NCCAB
SCCAB
GBVAB
SEDAB
SCAB
SCALE IN STATUTE MILES
SCALE IN KILOMETERS
TEMPERATURE AND WIND ALOFT
(PRELIMINARY DATA)
LOCATION
TIME
FEET
5000
4500
4000
3500
3000
2500
2000
1500
1000
500
Air Resources Board
Meteorology Section
AIR FLOW CHARTS
JULIAN DAY:
10, Dec 1987
LOTTER:
ANALYST:
TIME: LOCAL 1000 pst
APPROVED:

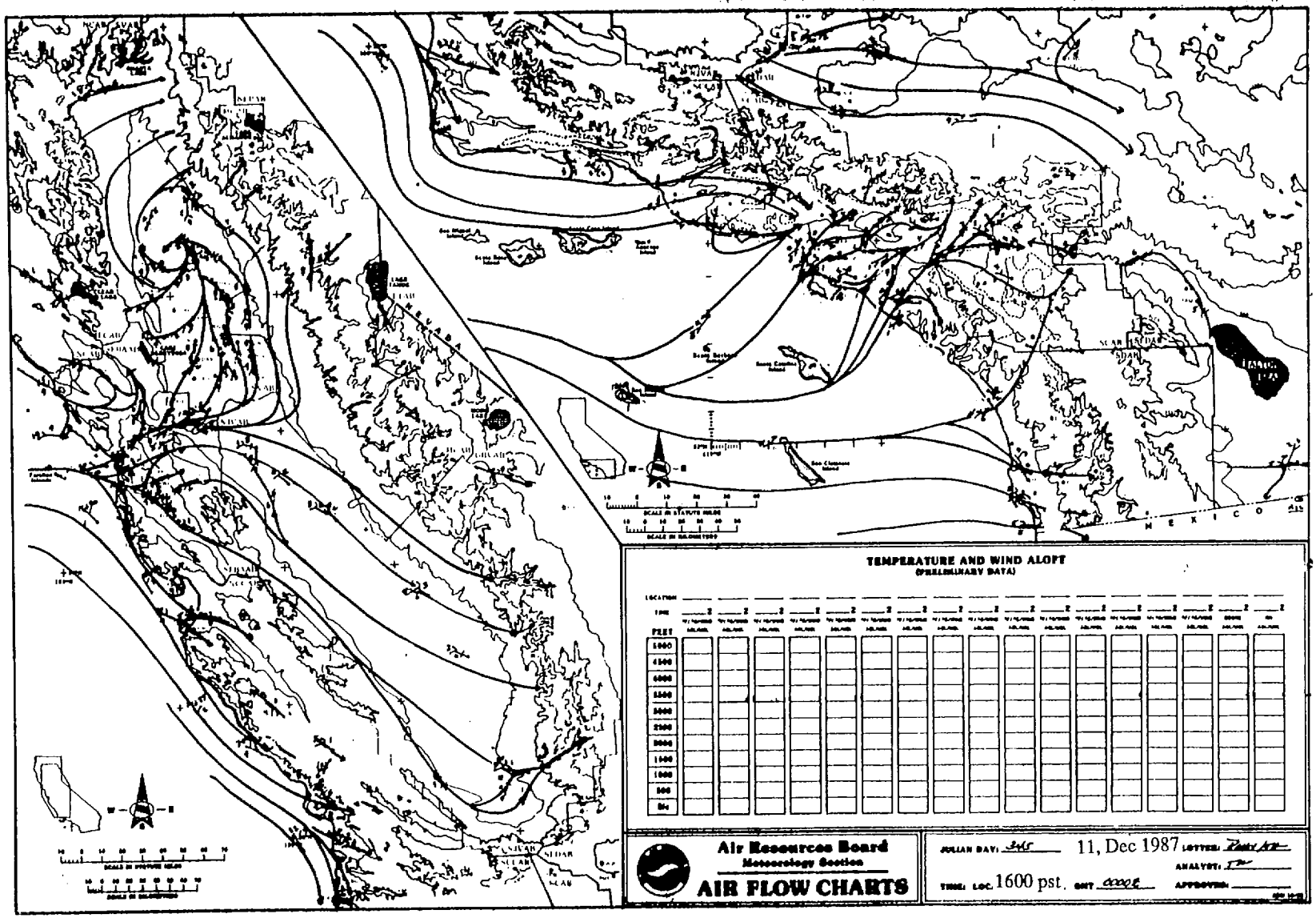
TEMPERATURE AND WIND ALOFT
(PRELIMINARY DATA)
LOCATION
TIME
FEET
Air Resources Board
Meteorology Section
AIR FLOW CHARTS
JULIAN DAY:
11, Dec 1987
LOTTER:
ANALYST:
TIME: LOC. 1600 pst. GMT
APPROVED:

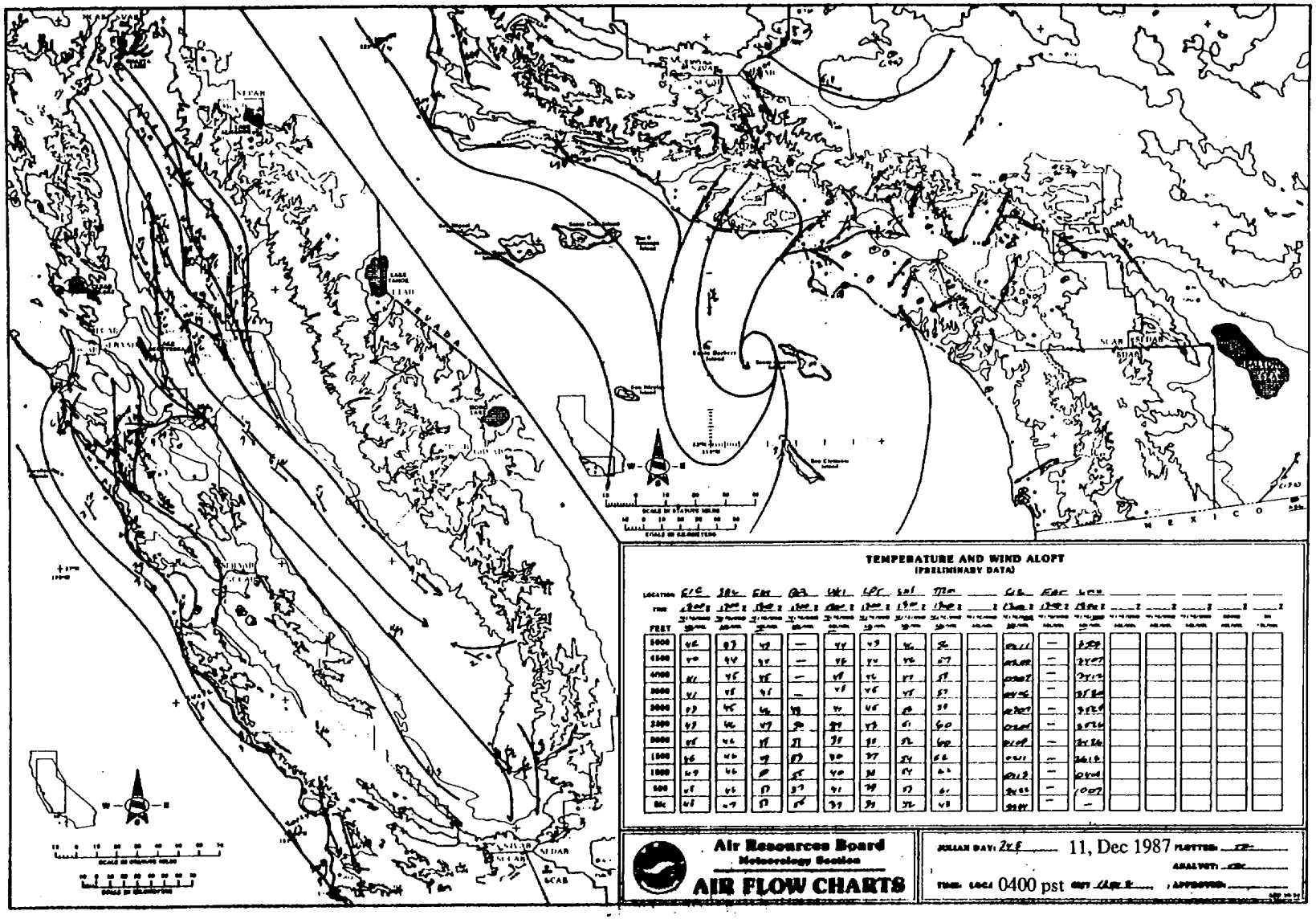

TEMPERATURE AND WIND ALOFT
(PRELIMINARY DATA)

LOCATION	GIC	SBX	EDW	OXR	VBG	LPC	SNI	TMC		GLB	EKC	NKX					
TIME	0400	0400	0400	0400	0400	0400	0400	0400		0400	0400	0400					
FEET																	
5000	46	43	42	—	44	43	46	50		24/11	—	3/29					
4500	40	44	44	—	46	44	46	47		24/08	—	24/07					
4000	41	45	45	—	48	46	47	48		24/07	—	24/12					
3500	41	48	41	—	48	46	48	47		24/06	—	24/04					
3000	43	45	46	43	44	46	48	49		24/07	—	24/04					
2500	43	46	47	48	49	43	51	60		24/04	—	24/06					
2000	45	46	48	51	51	51	51	62		24/08	—	24/06					
1500	46	46	49	53	50	47	54	66		24/11	—	24/12					
1000	47	46	48	55	50	51	54	66		24/12	—	24/08					
500	48	46	50	57	51	49	53	61		24/05	—	10/07					
Sfc	48	47	50	58	53	51	54	63		24/01	—	—					

Air Resources Board
Meteorology Section
AIR FLOW CHARTS

JULIAN DAY: 2K5 11, Dec 1987 PLOTTED: CP
ANALYZED: CP
TIME: LOCAL 0400 pst DATE: 12/11/87 APPROVED:

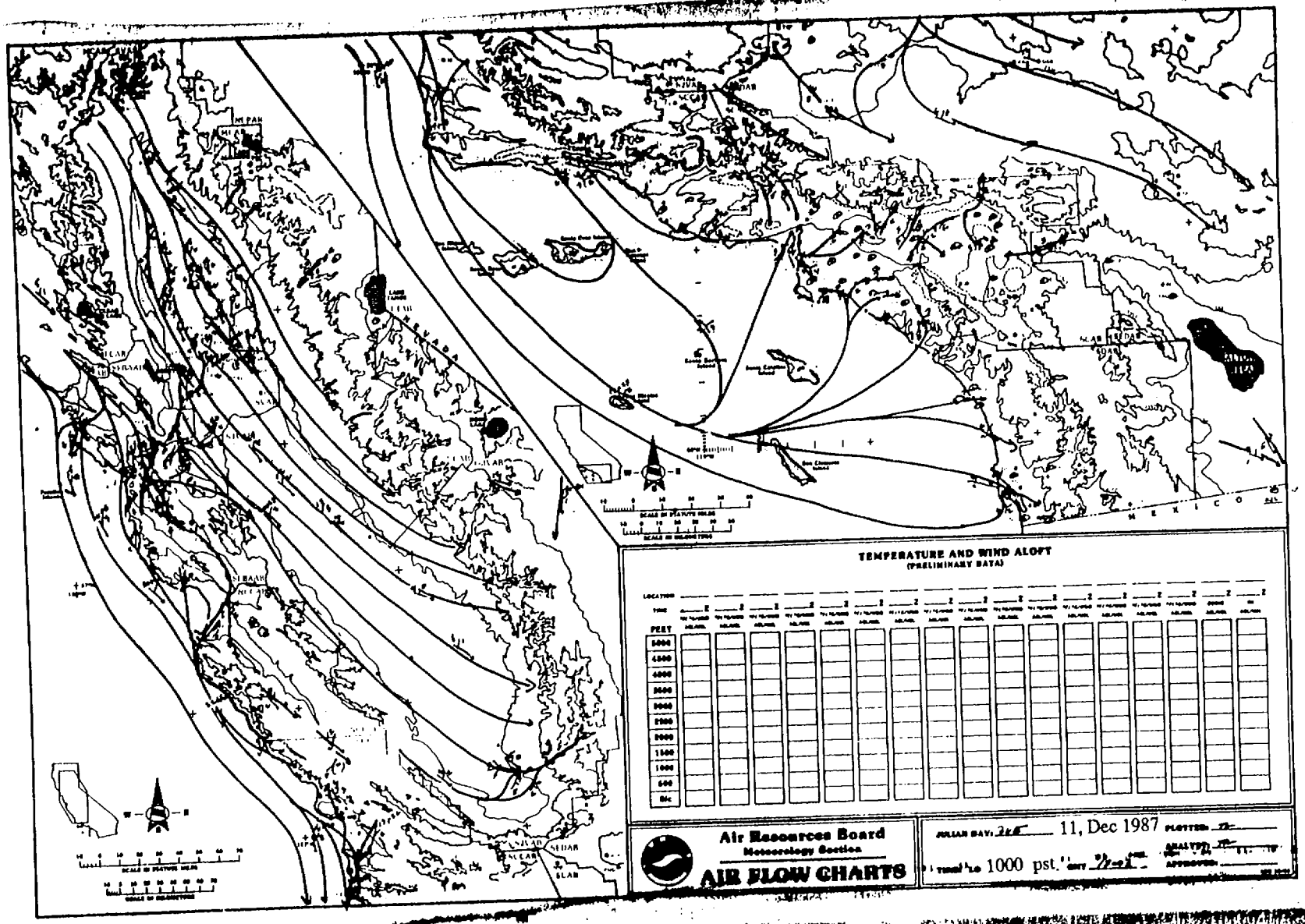
TEMPERATURE AND WIND ALOFT
(PRELIMINARY DATA)
LOCATION
TIME
FEET
5000
4500
4000
3500
3000
2500
2000
1500
1000
500
SFC
Air Resources Board
Meteorology Section
AIR FLOW CHARTS
11, Dec 1987
1000 pst.
NEVADA
MEXICO

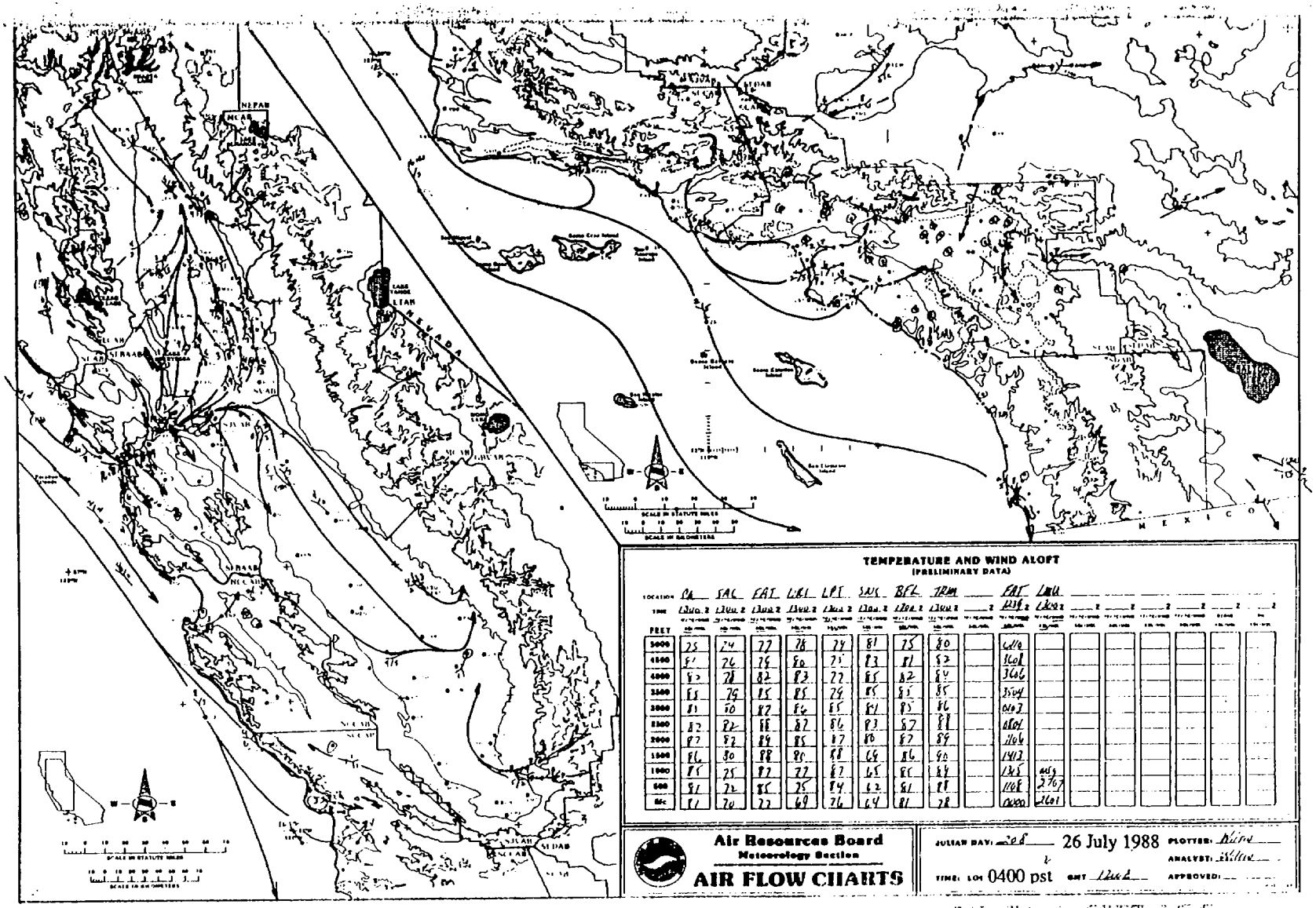

TEMPERATURE AND WIND ALOFT
(PRELIMINARY DATA)

LOCATION	OK	SAC	FAT	LAS	LAX	SNS	BFL	TRM		FAT	LAX							
TIME	1300 Z	1300 Z	1300 Z	1300 Z	1300 Z	1300 Z	1300 Z	1300 Z	Z	1300 Z	1300 Z	Z	Z	Z	Z	Z	Z	Z
FEET																		
5000	25	24	27	28	24	81	25	80		4/10								
4500	81	26	29	80	25	83	81	82		3108								
4000	85	28	82	83	27	85	82	84		3606								
3500	85	29	85	85	29	85	85	85		3504								
3000	85	30	87	86	85	84	85	86		0403								
2500	87	32	88	87	86	83	87	88		0804								
2000	87	32	89	85	87	80	87	89		1106								
1500	86	30	88	89	88	69	86	90		1412								
1000	85	25	87	77	87	65	85	88		1315	calm							
500	81	22	85	25	84	62	81	88		1108	2/07							
Sfc	81	20	77	69	76	64	81	78		0000	2601							

Air Resources Board
Meteorology Section
AIR FLOW CHARTS

JULIAN DAY: 208 — 26 July 1988 — PLOTTER: [illegible]
TIME: LOC 0400 pst — GMT 1200 — ANALYST: [illegible] — APPROVED:

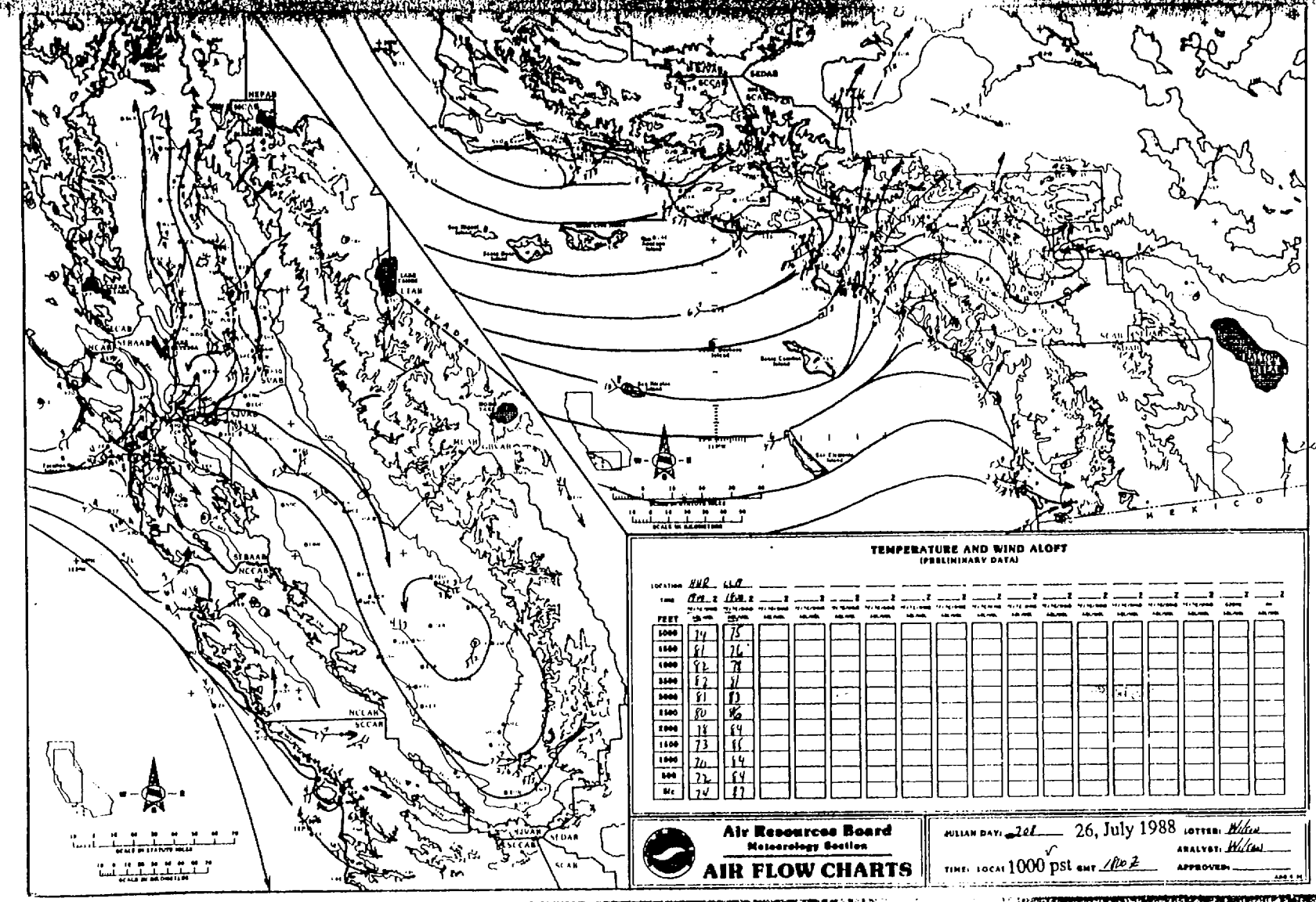

TEMPERATURE AND WIND ALOFT
(PRELIMINARY DATA)

LOCATION HUR LLA

FEET	HUR	LLA
5000	74	75
4500	81	76
4000	82	78
3500	82	81
3000	81	83
2500	80	86
2000	78	84
1500	73	85
1000	70	84
500	72	84
Sfc	74	87

Air Resources Board
Meteorology Section
AIR FLOW CHARTS

JULIAN DAY: 208 26, July 1988 LOTTER: Wilson
ANALYST: Wilson
TIME: LOCAL 1000 pst GMT 1800 Z APPROVED:

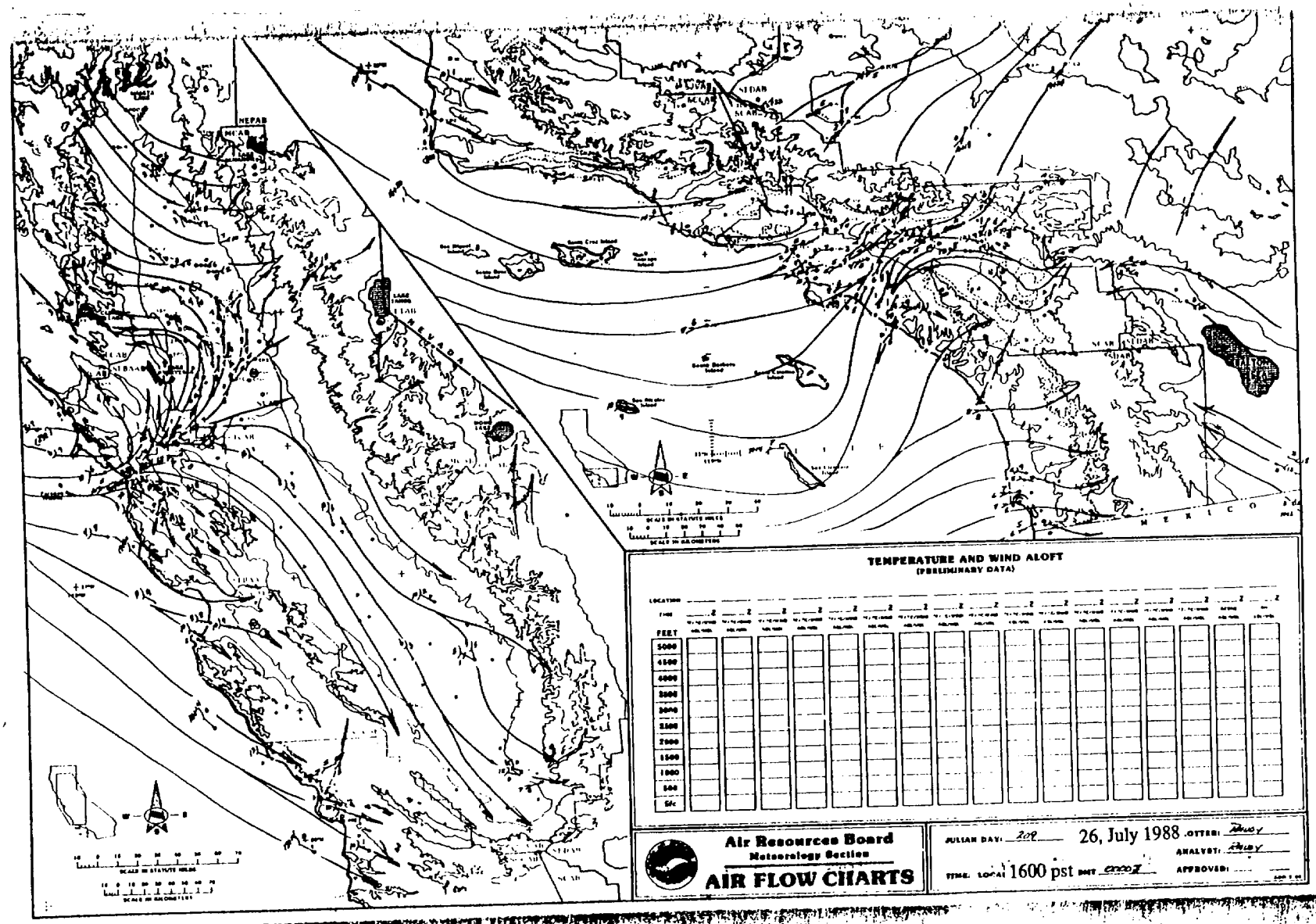
NEPAB
LAKE TAHOE
NEVADA
UTAH
ARIZONA
MEXICO
SCALE IN STATUTE MILES
SCALE IN KILOMETERS
TEMPERATURE AND WIND ALOFT
(PRELIMINARY DATA)
LOCATION
TIME
FEET
5000
4500
4000
3500
3000
2500
2000
1500
1000
500
SFC
Air Resources Board
Meteorology Section
AIR FLOW CHARTS
JULIAN DAY: 209
26, July 1988
OTTER:
ANALYST:
APPROVED:
TIME: LOCAL 1600 pst

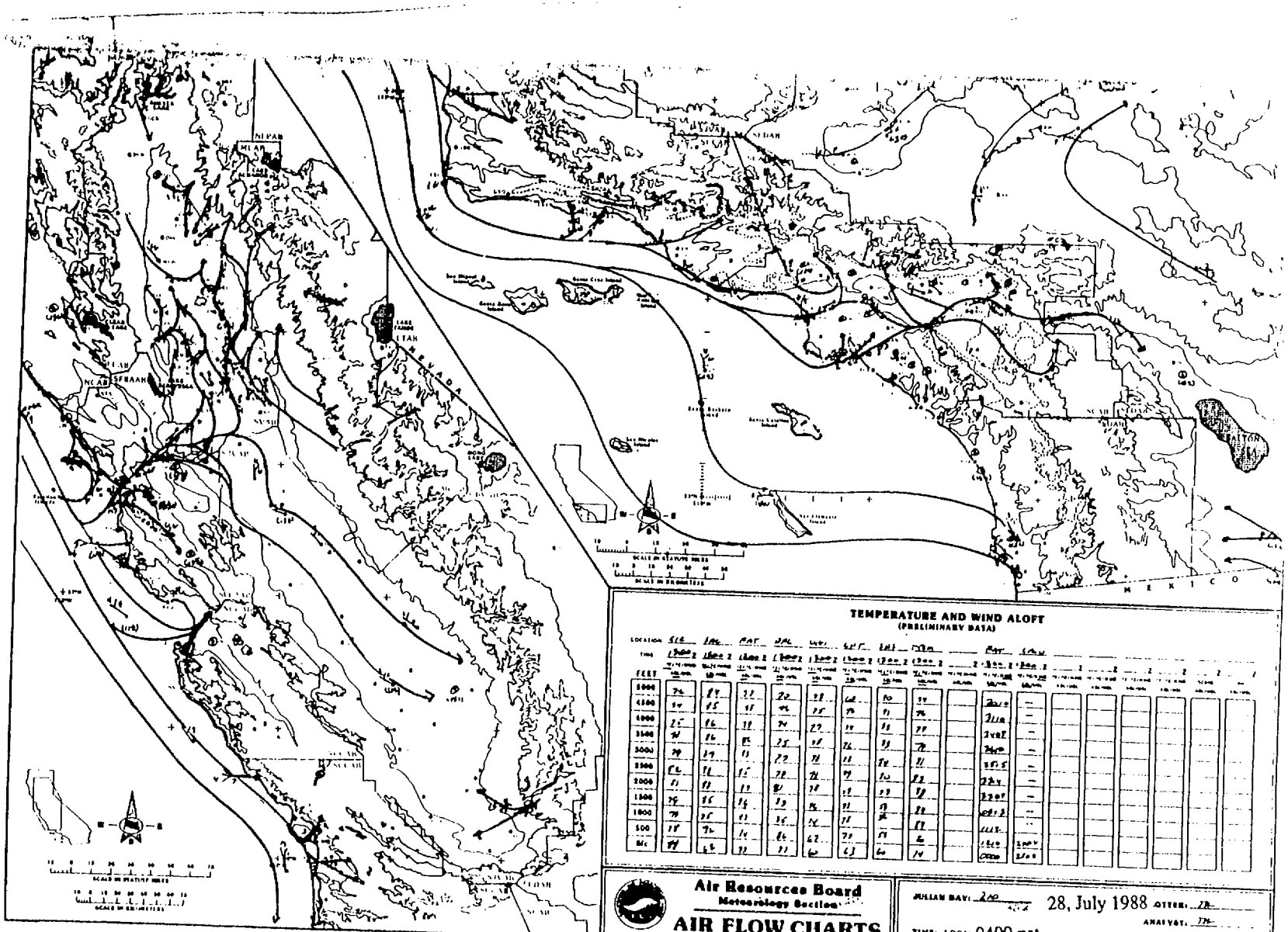
TEMPERATURE AND WIND ALOFT
(PRELIMINARY DATA)
FEET
Air Resources Board
Meteorology Section
AIR FLOW CHARTS
JULIAN DAY:
28, July 1988
TIME: LOCAL 0400 pst
ANALYST:
APPROVED:

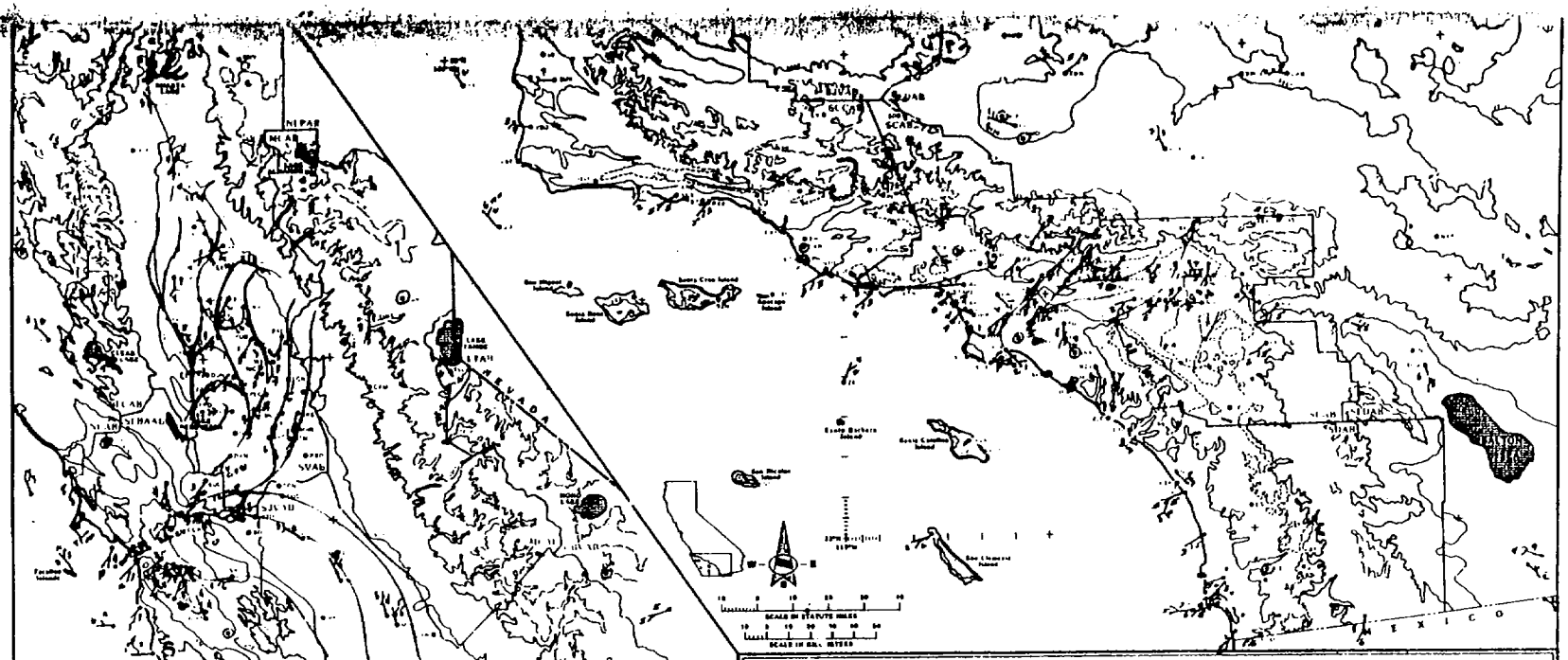

TEMPERATURE AND WIND ALOFT
(PRELIMINARY DATA)

FEET																
5000																
4500																
4000																
3500																
3000																
2500																
2000																
1500																
1000																
500																
SFC.																

Air Resources Board
Meteorology Section
AIR FLOW CHARTS

JULIAN DAY: 210 28 July 1988 LOTTER: Rudy
ANALYST:
TIME: LOCAL 1000 pst UNIT 1000 APPROVED:

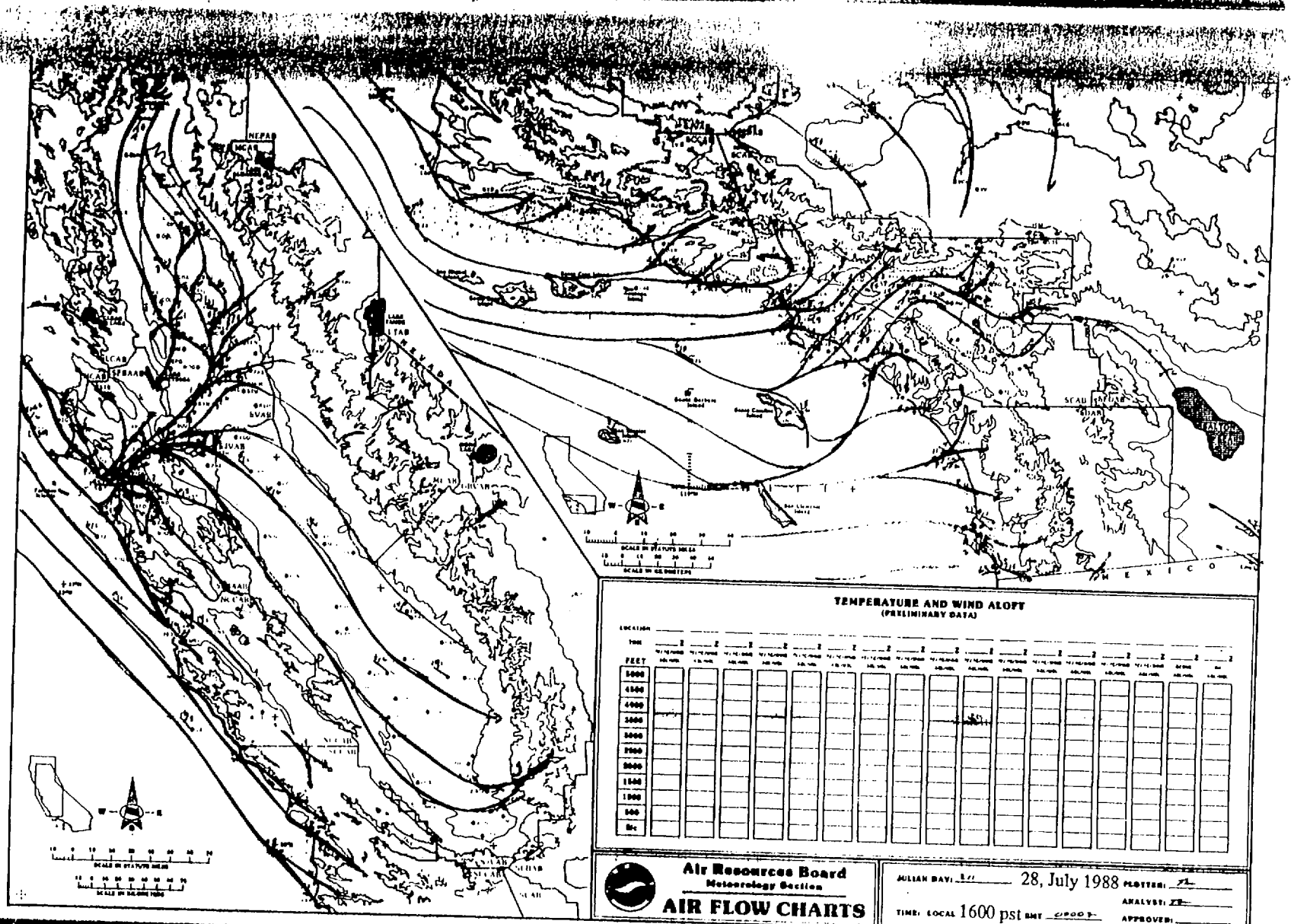
NEVADA
MEXICO
TEMPERATURE AND WIND ALOFT
(PRELIMINARY DATA)
LOCATION
TIME
FEET
Air Resources Board
Meteorology Section
AIR FLOW CHARTS
JULIAN DAY:
28, July 1988
PLOTTER:
ANALYST:
APPROVED:
TIME: LOCAL 1600 pst GMT

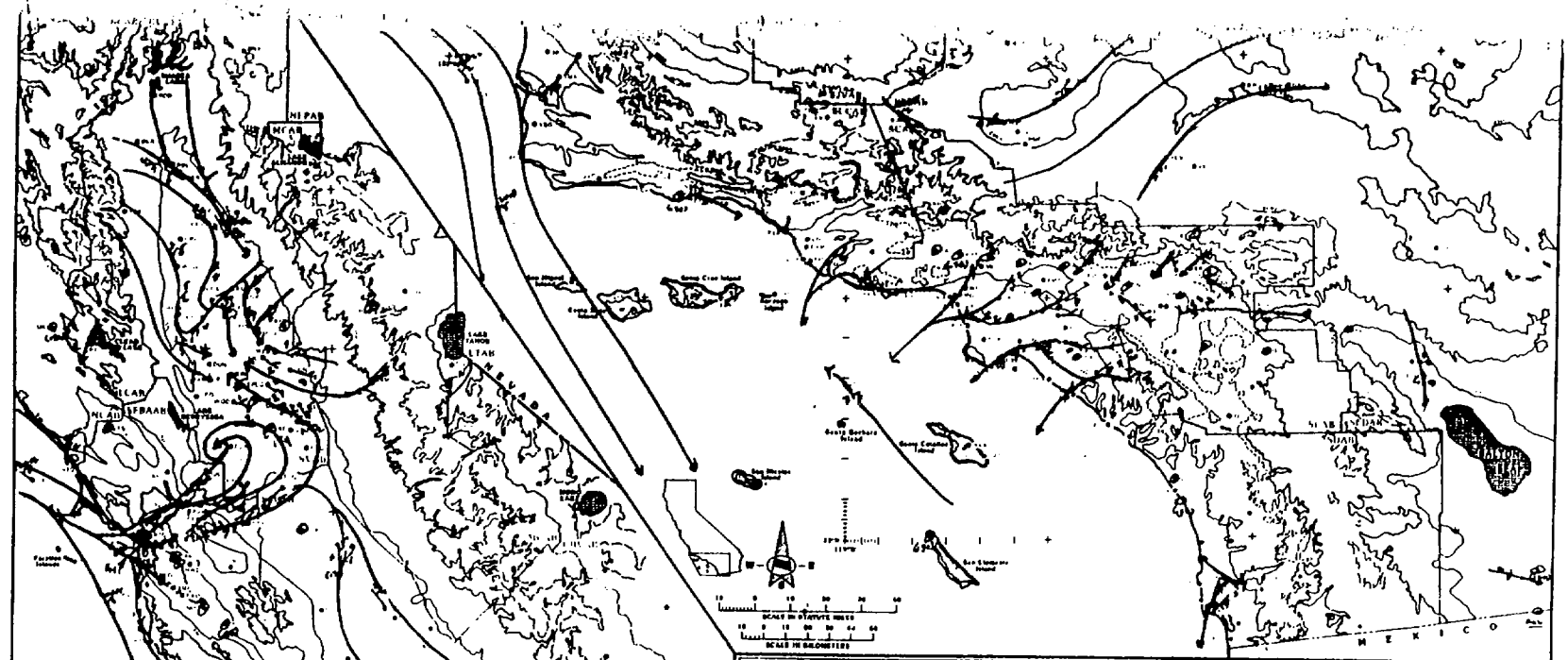

TEMPERATURE AND WIND ALOFT
(PRELIMINARY DATA)

FEET																
5000	57	60	59	56	55	57	68	69				—	—			
4500	57	60	60	57	56	53	64	71				—	—			
4000	59	61	61	55	57	55	65	72				—	77/8			
3500	60	66	66	59	57	57	65	72				—	77/2			
3000	66	63	63	60	57	57	66	72				—	80/3			
2500	64	63	66	56	60	59	68	73				—	5/07			
2000	65	64	64	58	57	61	69	71				—	5/4			
1500	65	65	65	55	57	61	69	71				—	70/5			
1000	66	63	63	55	57	61	63	71				57/4	7/13			
500	63	57	65	61	57	60	57	76				57/3	7/13			
SFC	59	57	57	55	57	57	57	65								

Air Resources Board
Meteorology Section
AIR FLOW CHARTS

JULIAN DAY: 271 27, Sept 1988 PLOTTER:
ANALYST:
TIME: LOCAL 0400 pst GMT APPROVED:

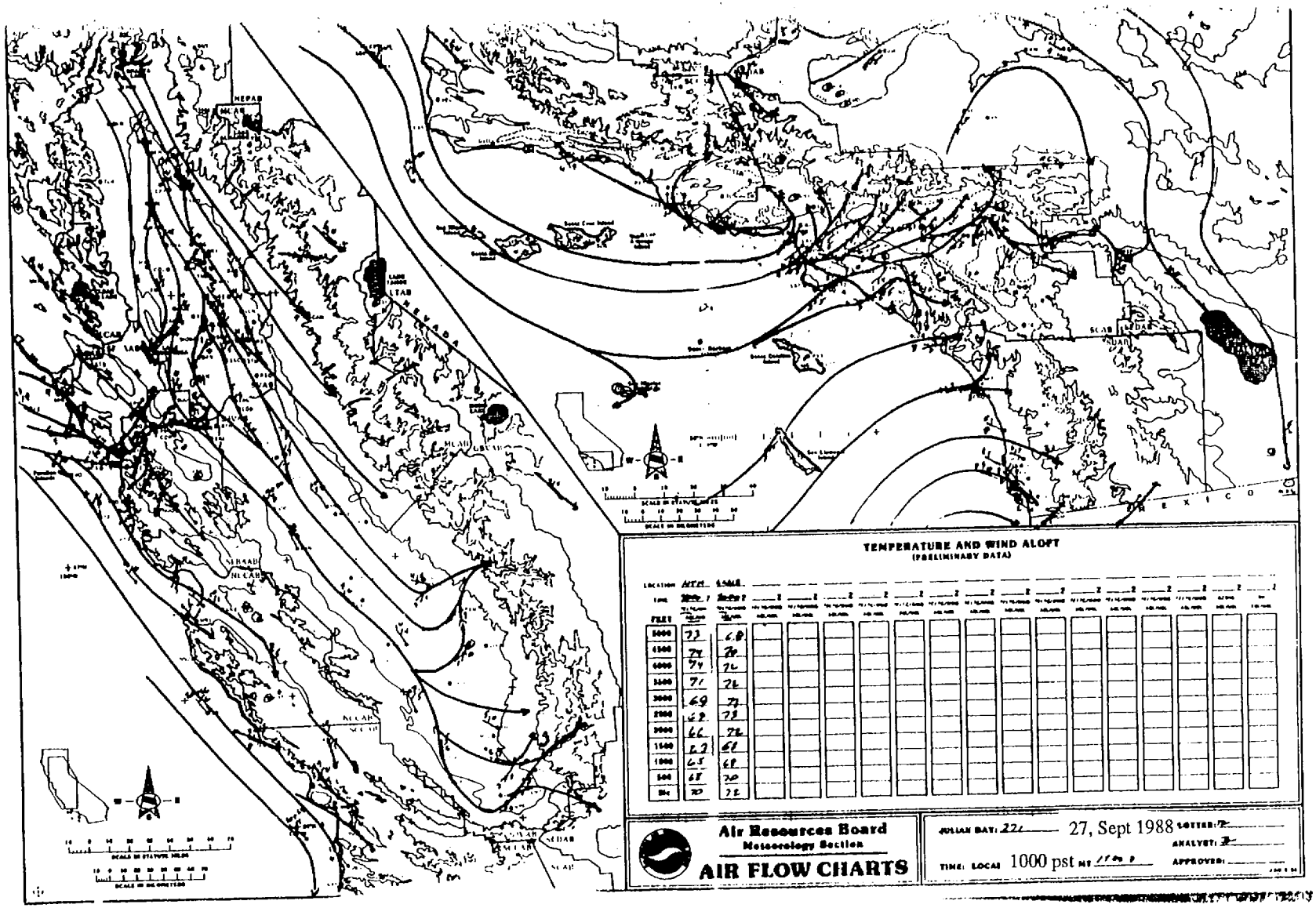
TEMPERATURE AND WIND ALOFT
(PRELIMINARY DATA)
FEET
Air Resources Board
Meteorology Section
AIR FLOW CHARTS
27, Sept 1988
TIME: LOCAL 1000 pst
NEVADA
MEXICO

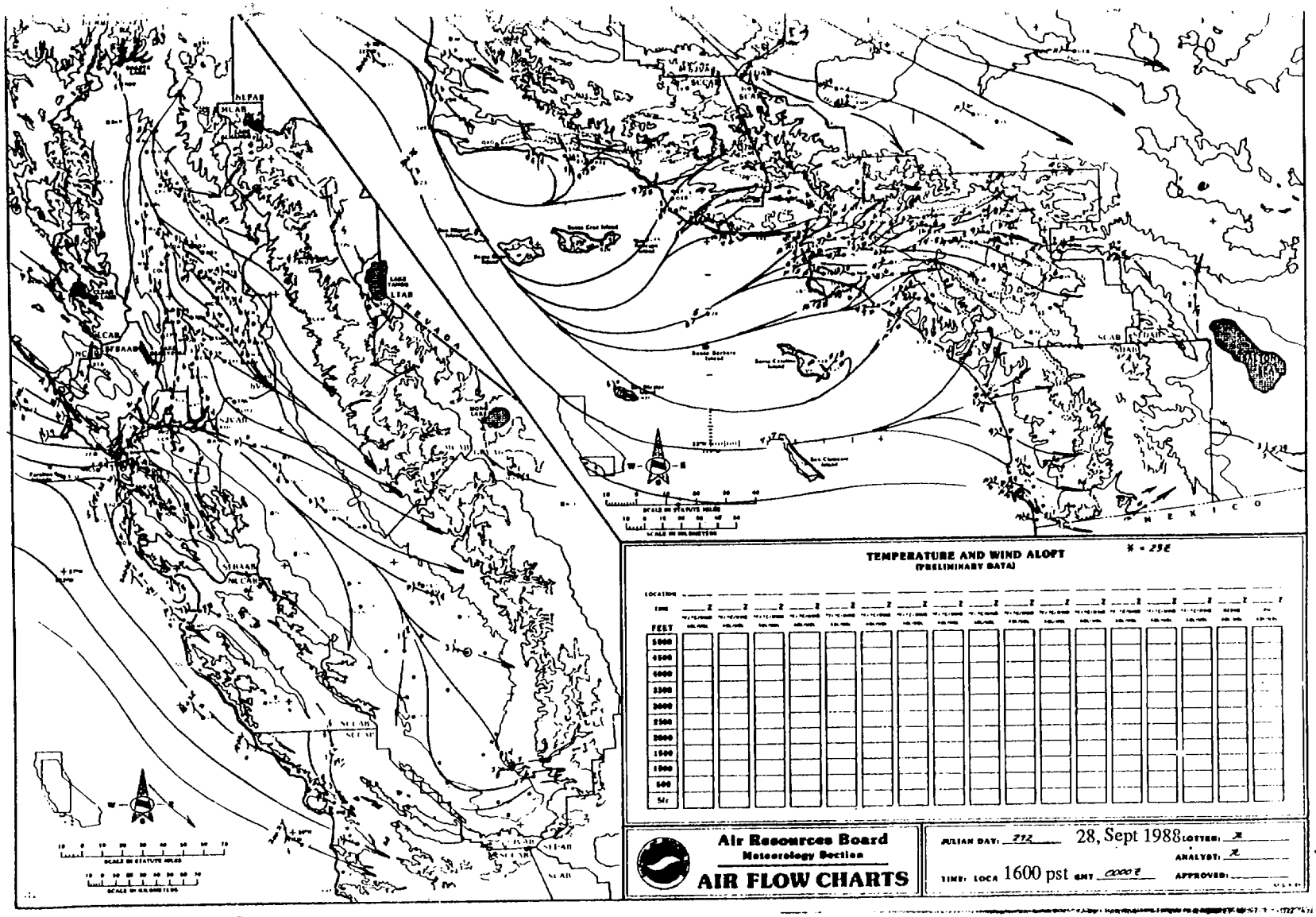

TEMPERATURE AND WIND ALOFT
(PRELIMINARY DATA)

X = 25E

LOCATION																
TIME	Z	Z	Z	Z	Z	Z	Z	Z	Z	Z	Z	Z	Z	Z	Z	Z
FEET																
5000																
4500																
4000																
3500																
3000																
2500																
2000																
1500																
1000																
500																
SFC																

Air Resources Board
Meteorology Section
AIR FLOW CHARTS

JULIAN DAY: 272 28, Sept 1988 LOTTER: X
ANALYST: X
TIME: LOCA 1600 pst GMT 0000 Z APPROVED:

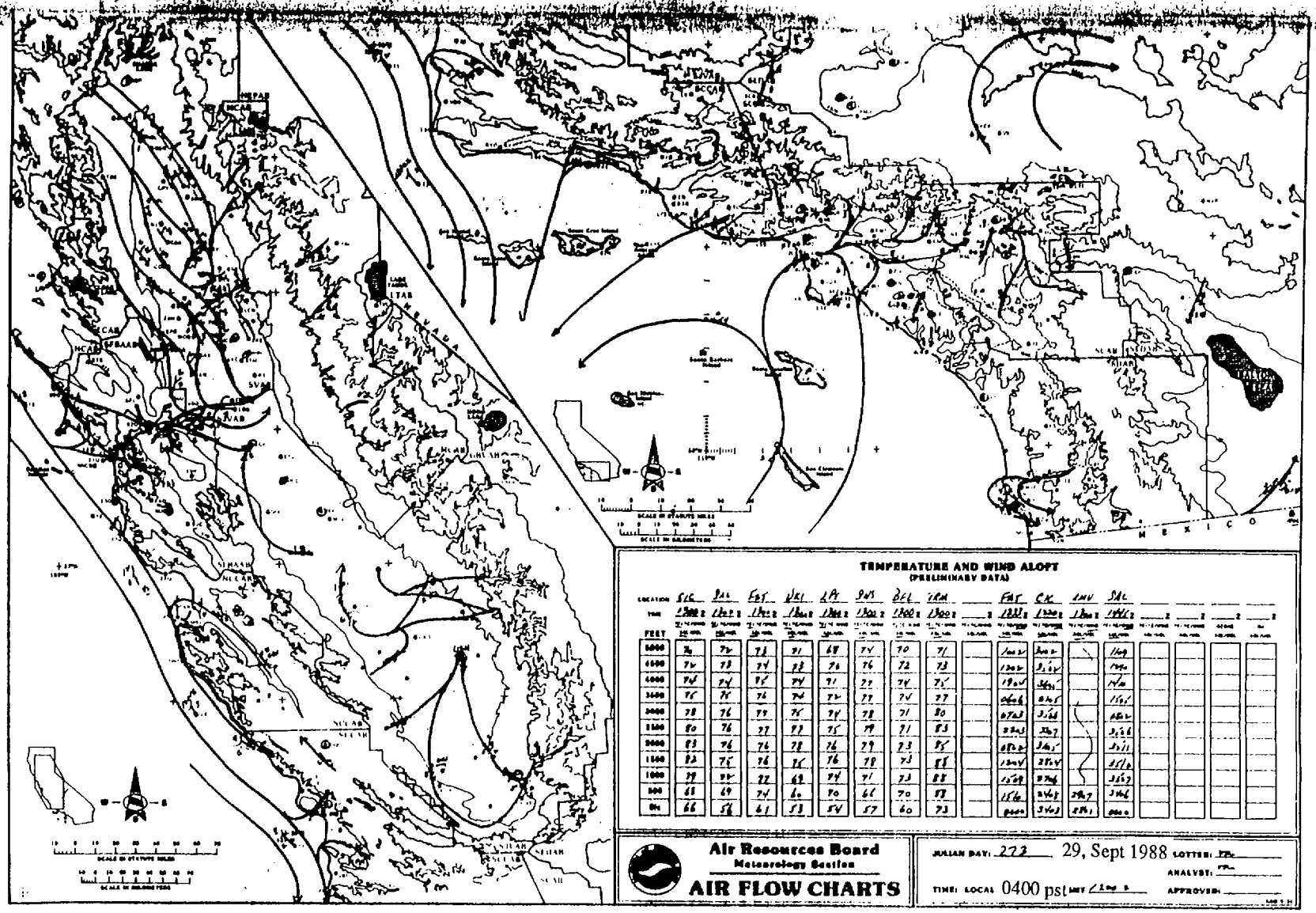

TEMPERATURE AND WIND ALOFT
(PRELIMINARY DATA)

LOCATION	SLC	BAL	FBT	WEI	LAP	SWS	BCL	IRM		FBT	CK	INV	SAL					
TIME	1300 Z	1300 Z	1300 Z	1300 Z	1300 Z	1300 Z	1300 Z	1300 Z	Z	1300 Z	1300 Z	1300 Z	1300 Z	Z	Z	Z	Z	Z
FEET																		
5000	76	75	73	71	69	74	70	71		100 V	300 V		100					
4500	76	73	74	73	76	76	72	73		130 V	3.5 V		190					
4000	76	74	75	74	71	77	74	75		190 V	360		240					
3500	75	75	76	74	75	77	74	77		060 6	6 N		150					
3000	78	76	77	75	74	78	71	80		070 3	3.5		180 V					
2500	80	76	77	77	75	79	71	83		080 3	330		3.5					
2000	83	76	76	78	76	79	73	85		080 2	340		3.11					
1500	83	75	76	75	76	78	73	85		130 V	270 V		3.16					
1000	79	75	77	69	74	71	73	83		150	270		3.63					
500	68	69	74	60	70	66	70	73		150	240 3	280	3.66					
Sfc	66	58	61	53	54	57	60	73		0000	340 3	280	0000					

Air Resources Board
Meteorology Section
AIR FLOW CHARTS

JULIAN DAY: 272 29, Sept 1988 LOTTER: FR
ANALYST: FR
TIME: LOCAL 0400 pst MET 1200 Z APPROVED:

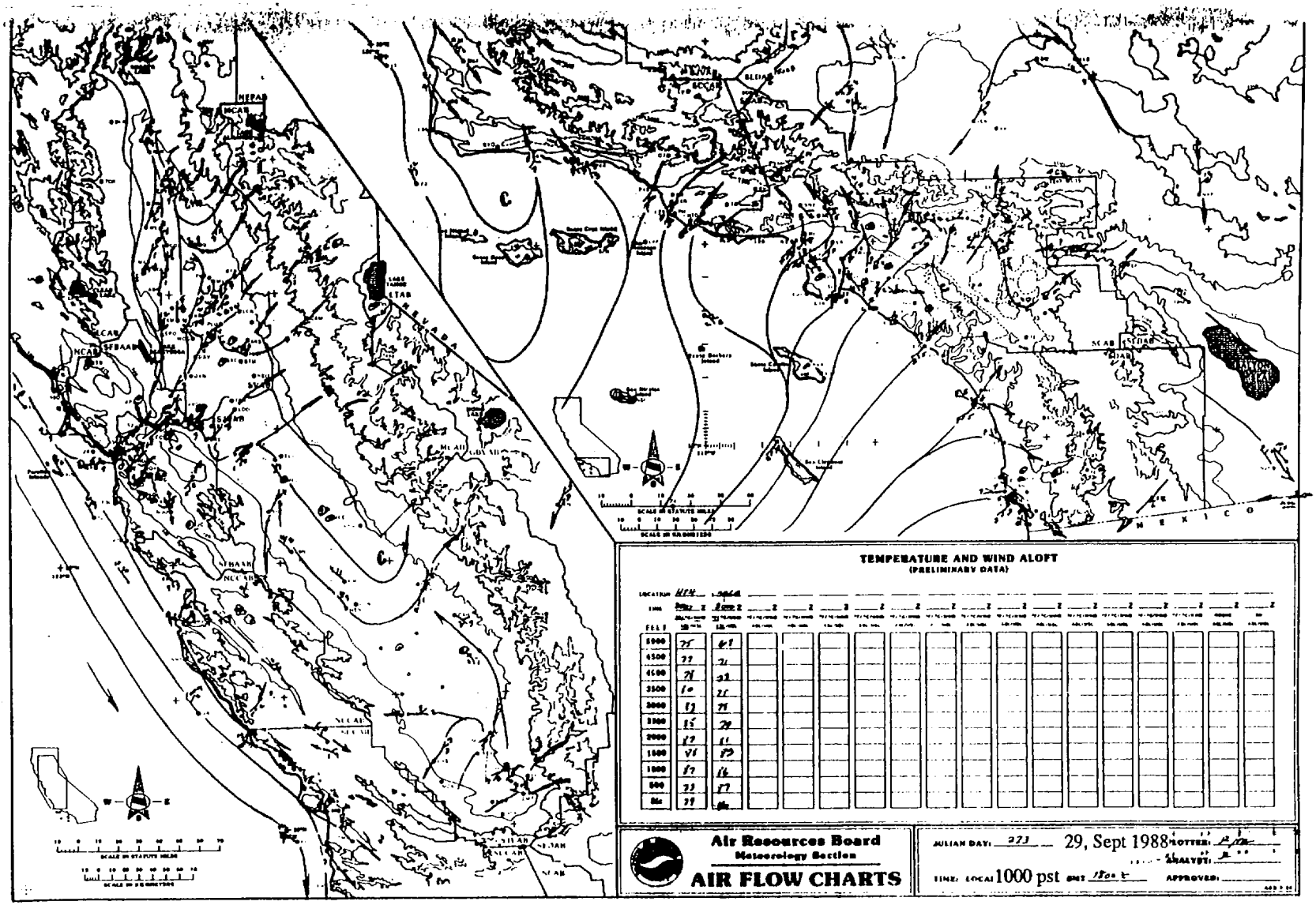

TEMPERATURE AND WIND ALOFT
(PRELIMINARY DATA)

LOCATION: HEN
TIME: 1000 Z

FEET		
5000	75	61
4500	77	71
4000	78	72
3500	80	77
3000	83	78
2500	85	79
2000	87	81
1500	88	79
1000	87	76
500	83	77
Sfc	79	76

Air Resources Board
Meteorology Section
AIR FLOW CHARTS

JULIAN DAY: 273 — 29, Sept 1988 PLOTTER: [illegible]
ANALYST: [illegible]
TIME: LOCAL 1000 pst GMT 1800 Z APPROVED:

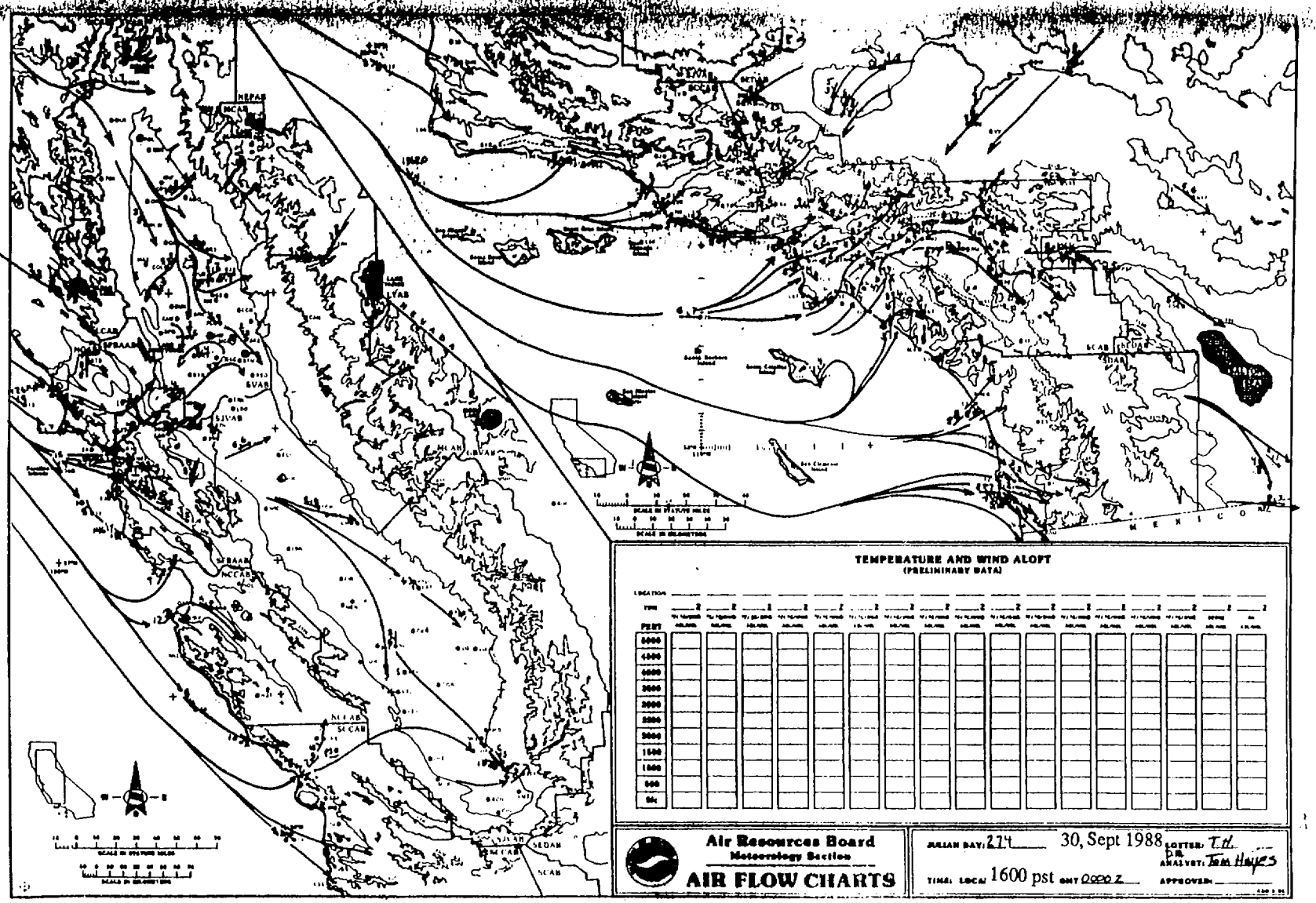
TEMPERATURE AND WIND ALOFT
(PRELIMINARY DATA)
LOCATION
TIME
FEET
Air Resources Board
Meteorology Section
AIR FLOW CHARTS
JULIAN DAY: 274
30, Sept 1988
LOGGER: T.H.
ANALYST: Tom Hayes
TIME: LOCAL 1600 pst GMT 0000 Z
APPROVED:

APPENDIX B

WINDROSES

- Reseda
- North Long Beach
- El Toro
- San Bernardino

Reseda, CA
SCAQMD
Session #1

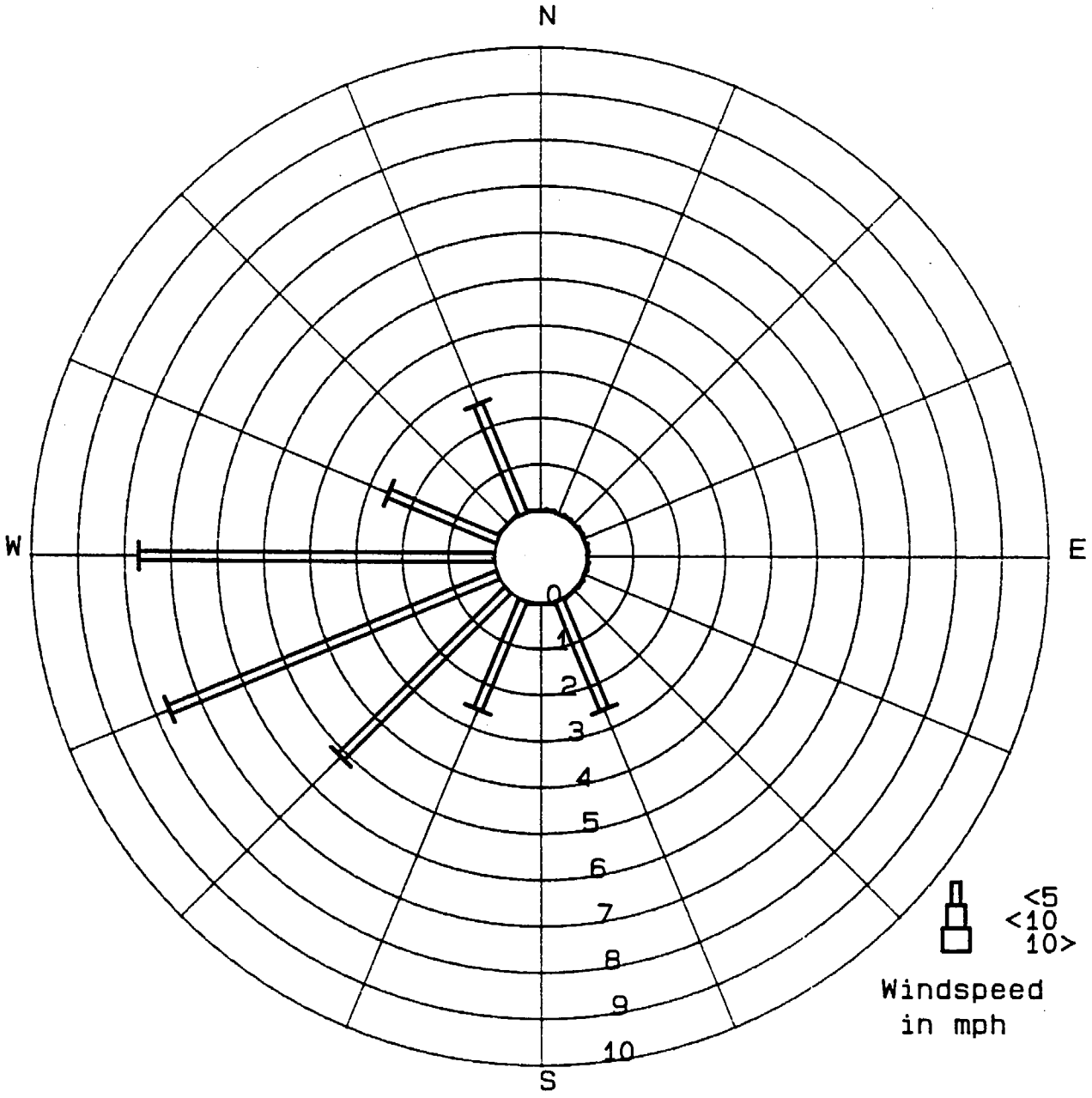

12/01/87 to 12/03/87
(21: 00) (12: 00)

Reseda, CA
SCAQMD
Session #2

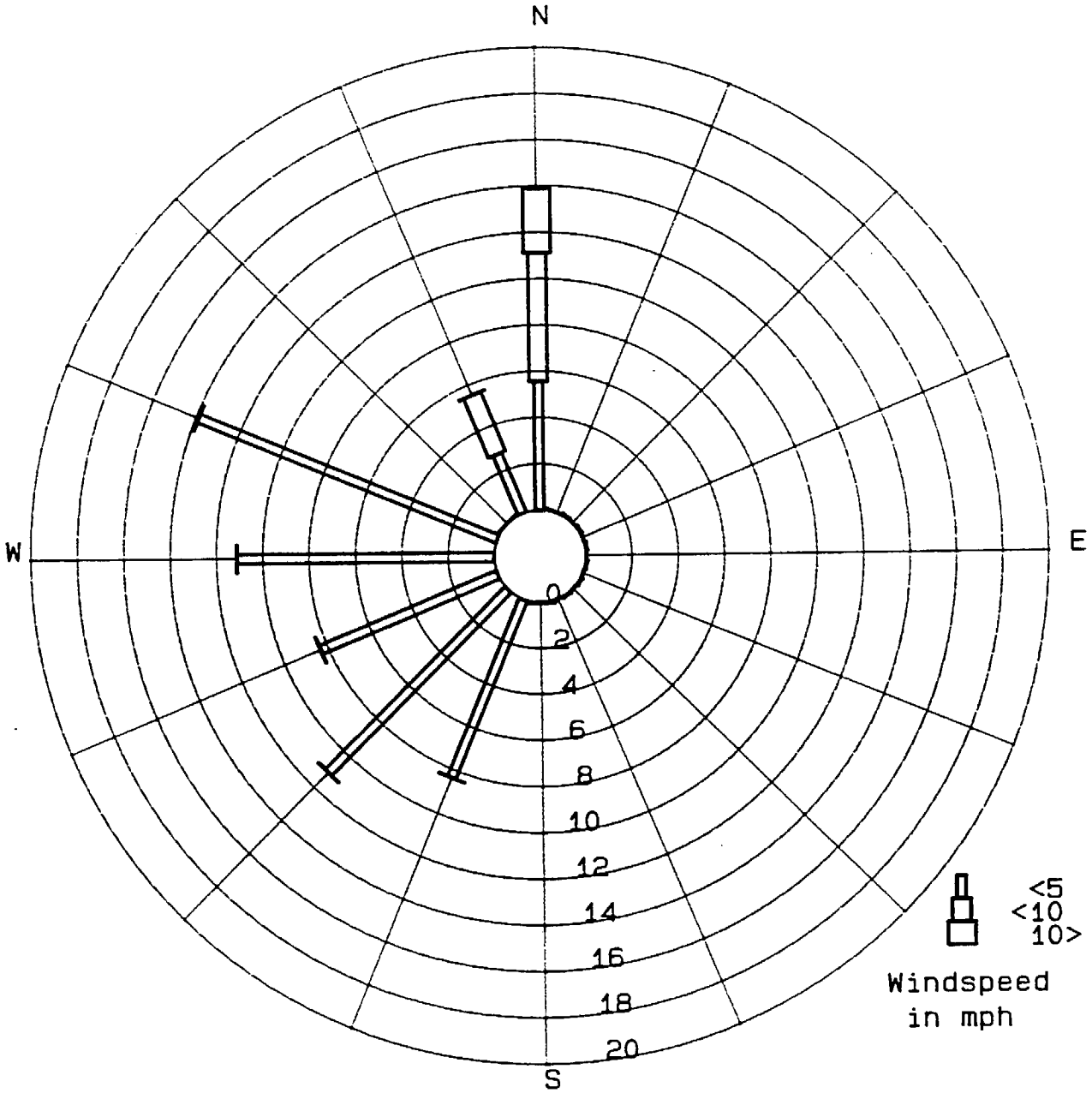

12/10/87 to 12/11/87
(00: 00) (12: 00)

Reseda, CA
SCAQMD
Session #3

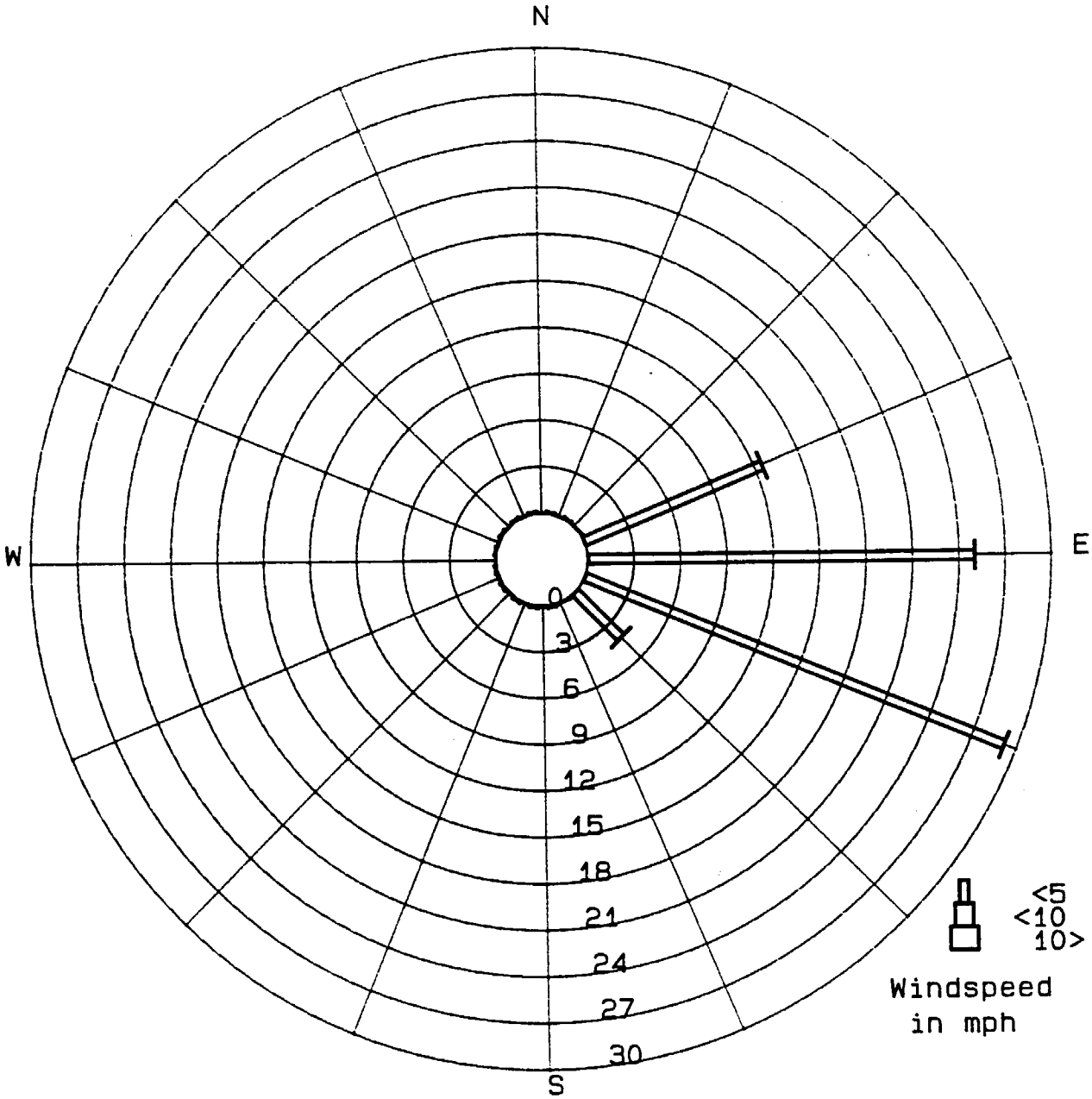

07/26/88 to 07/26/88
(00: 00) (24: 00)

Reseda, CA
SCAQMD
Session #4

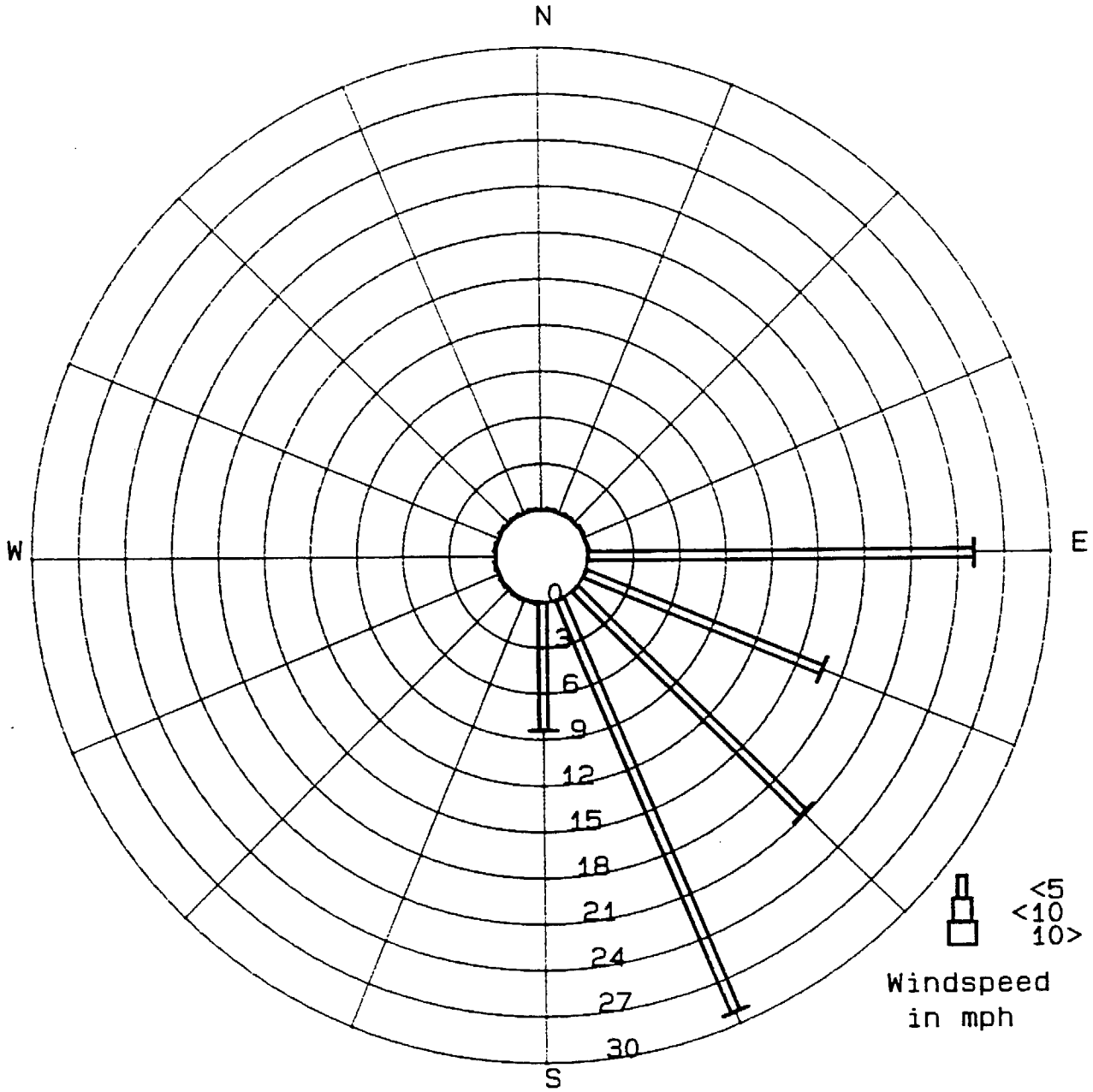

07/28/88 to 07/28/88
(00: 00) (24: 00)

Reseda, CA
SCAQMD
Session #5

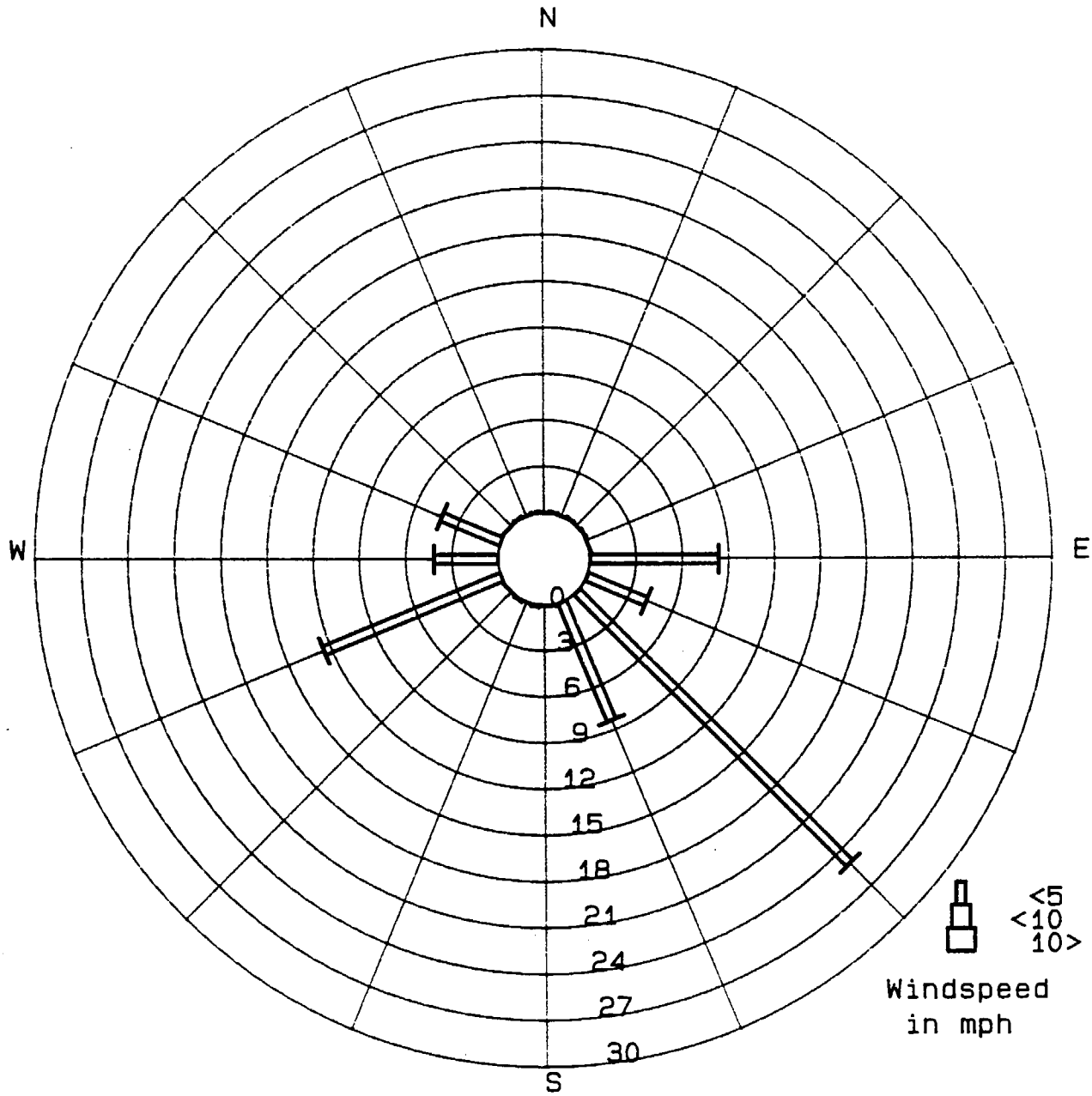

09/27/88 to 09/27/88
(00: 00) (24: 00)

Reseda, CA
SCAQMD
Session #6

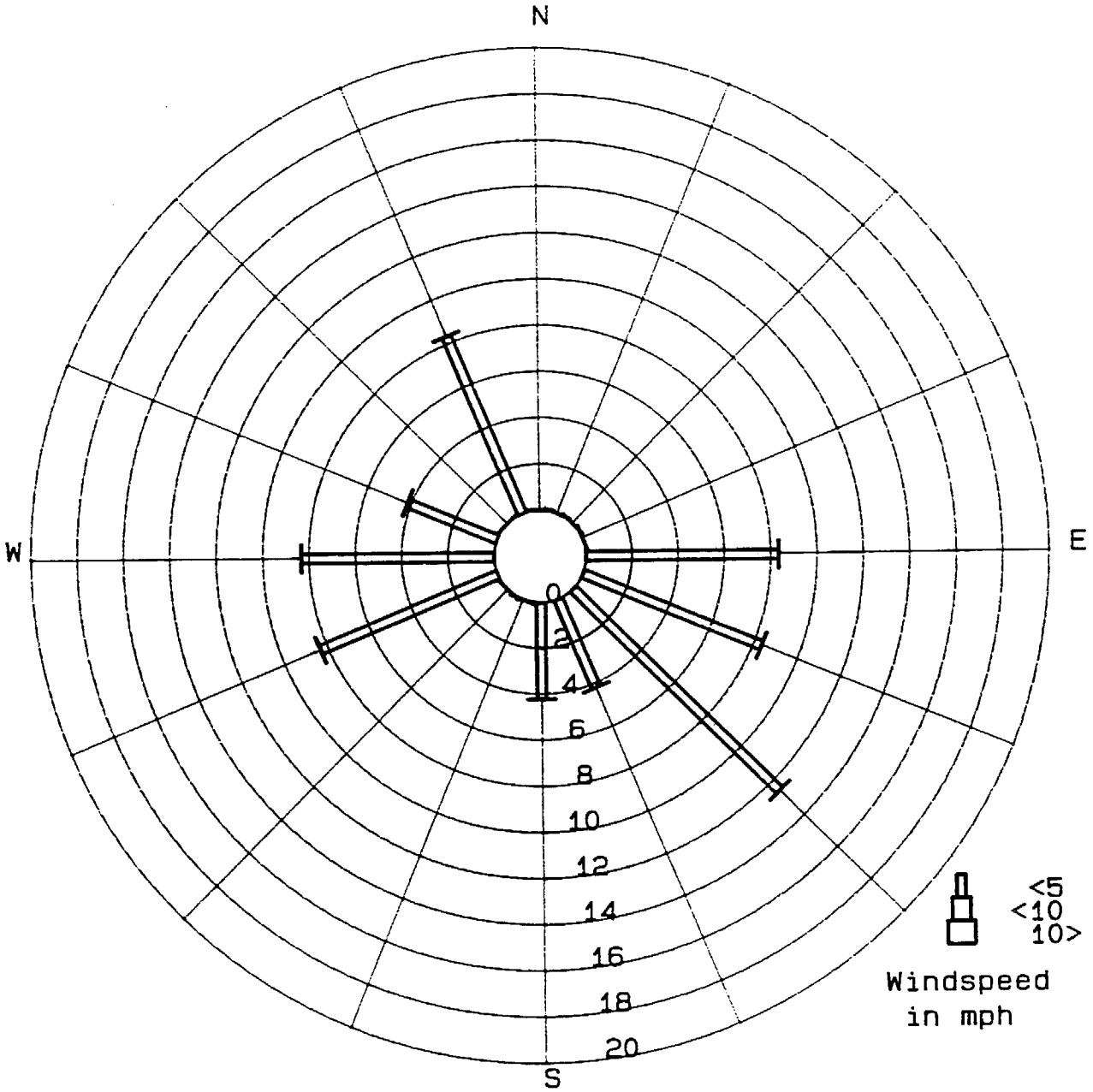

09/29/88 to 09/29/88
(00: 00) (24: 00)

Reseda, CA
SCAQMD
Session #7

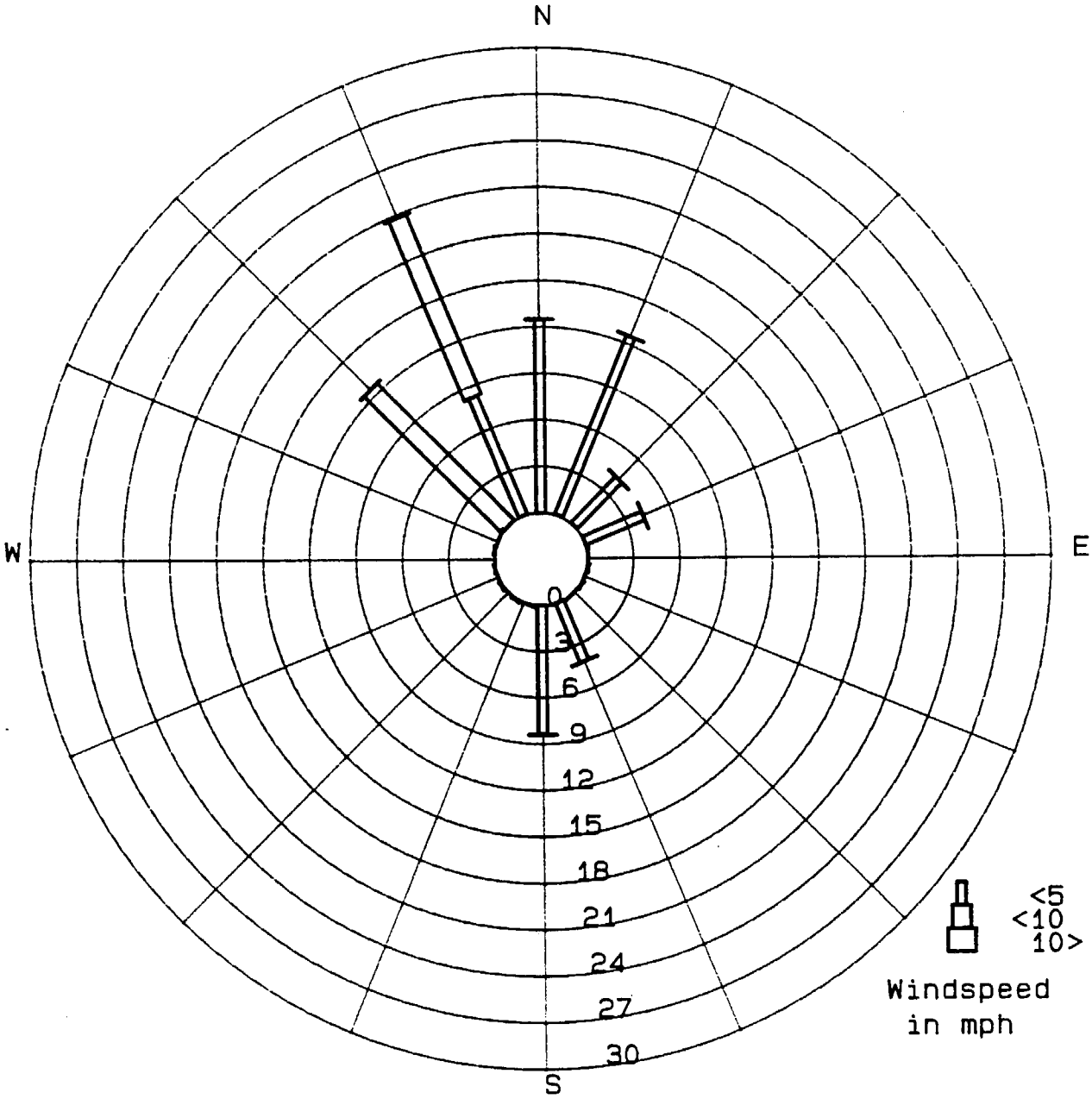

03/29/89 to 03/29/89
(00: 00) (24: 00)

El Toro, CA
SCAQMD
Session #1

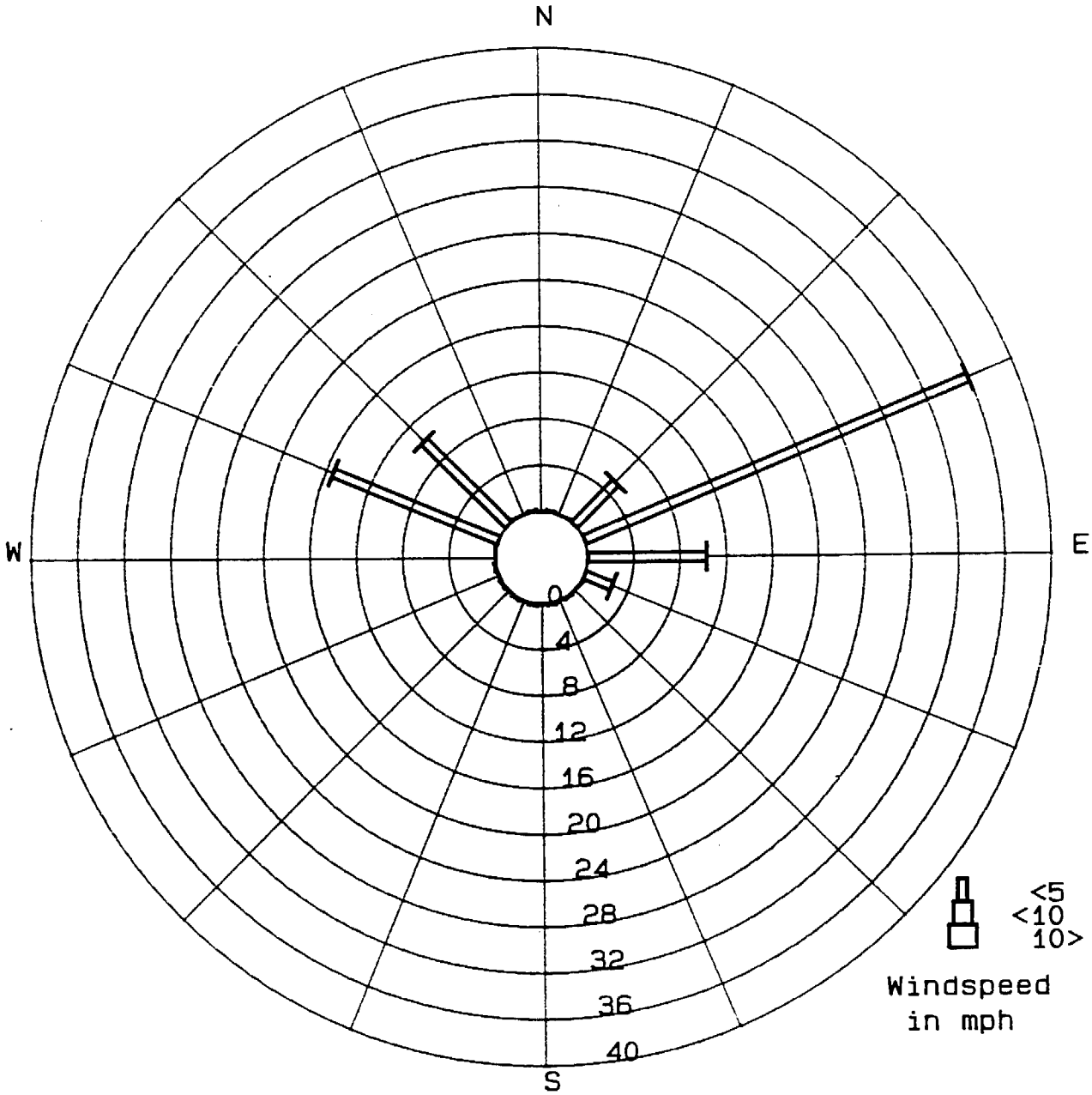

12/01/87 to 12/03/87
(21: 00) (12: 00)

El Toro, CA
SCAQMD
Session #2

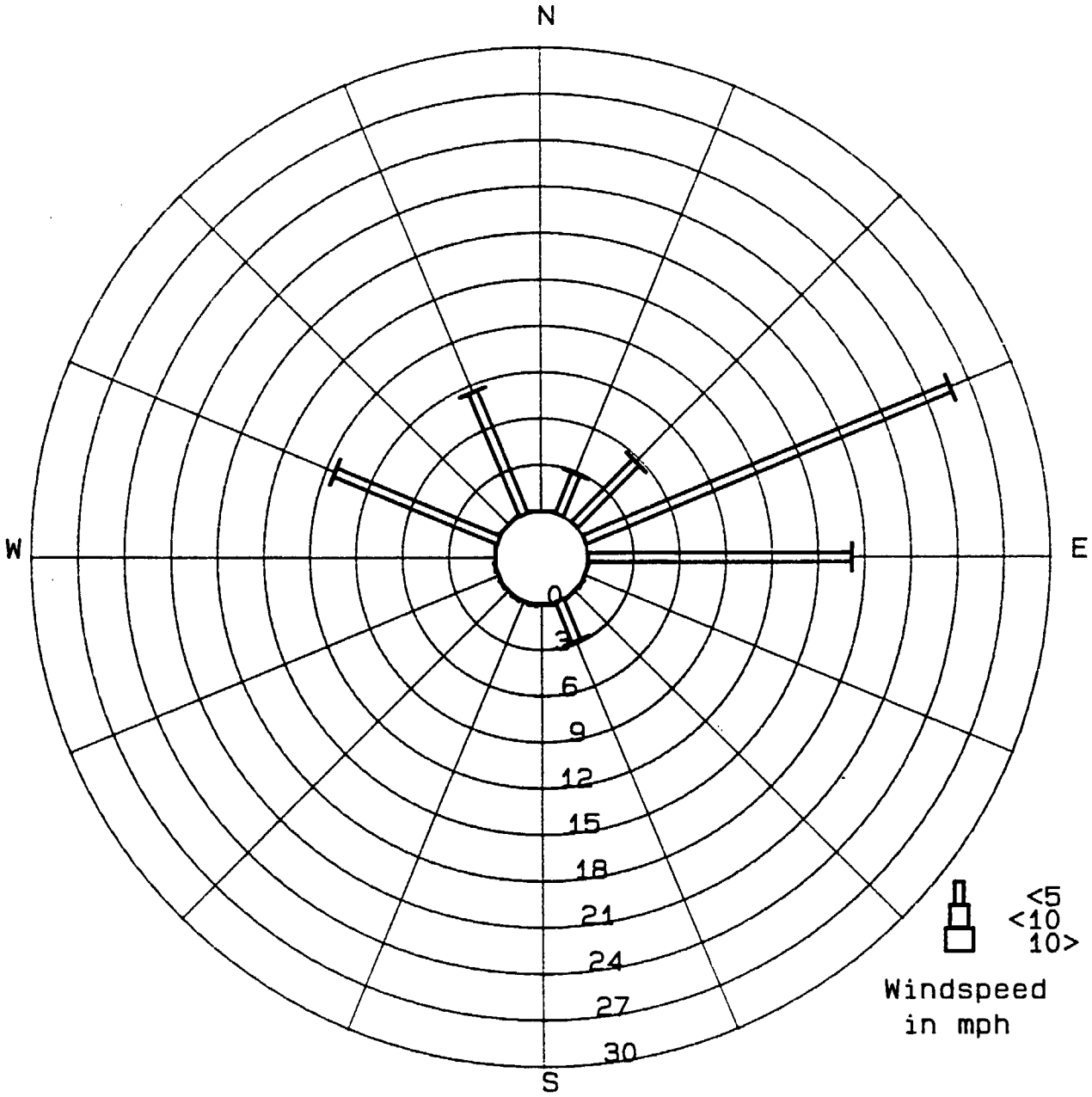

12/10/87 to 12/11/87
(00: 00) (12: 00)

El Toro, CA
SCAQMD
Session #3

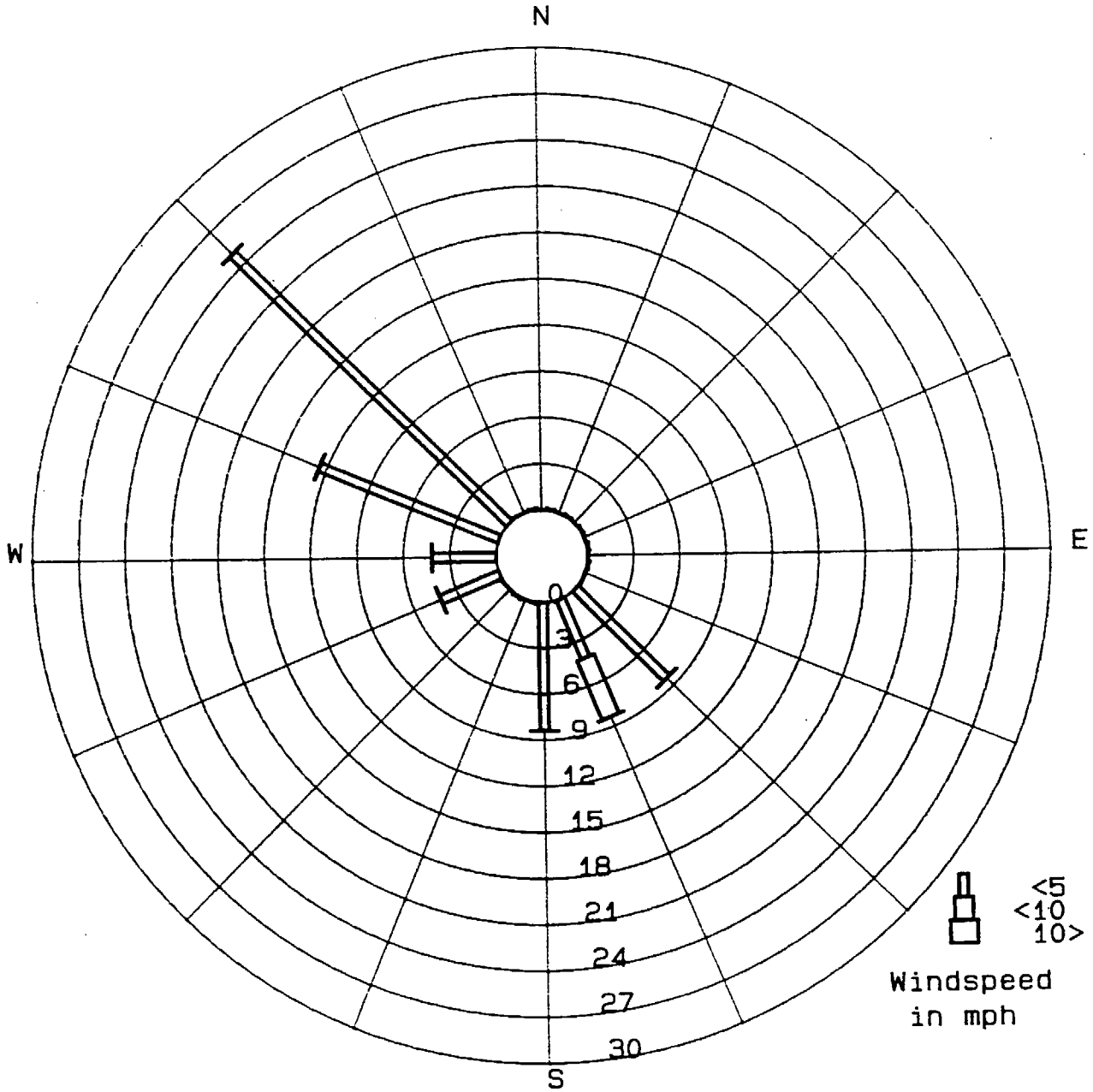

07/26/88 to 07/26/88
(00: 00) (24: 00)

El Toro, CA
SCAQMD
Session #4

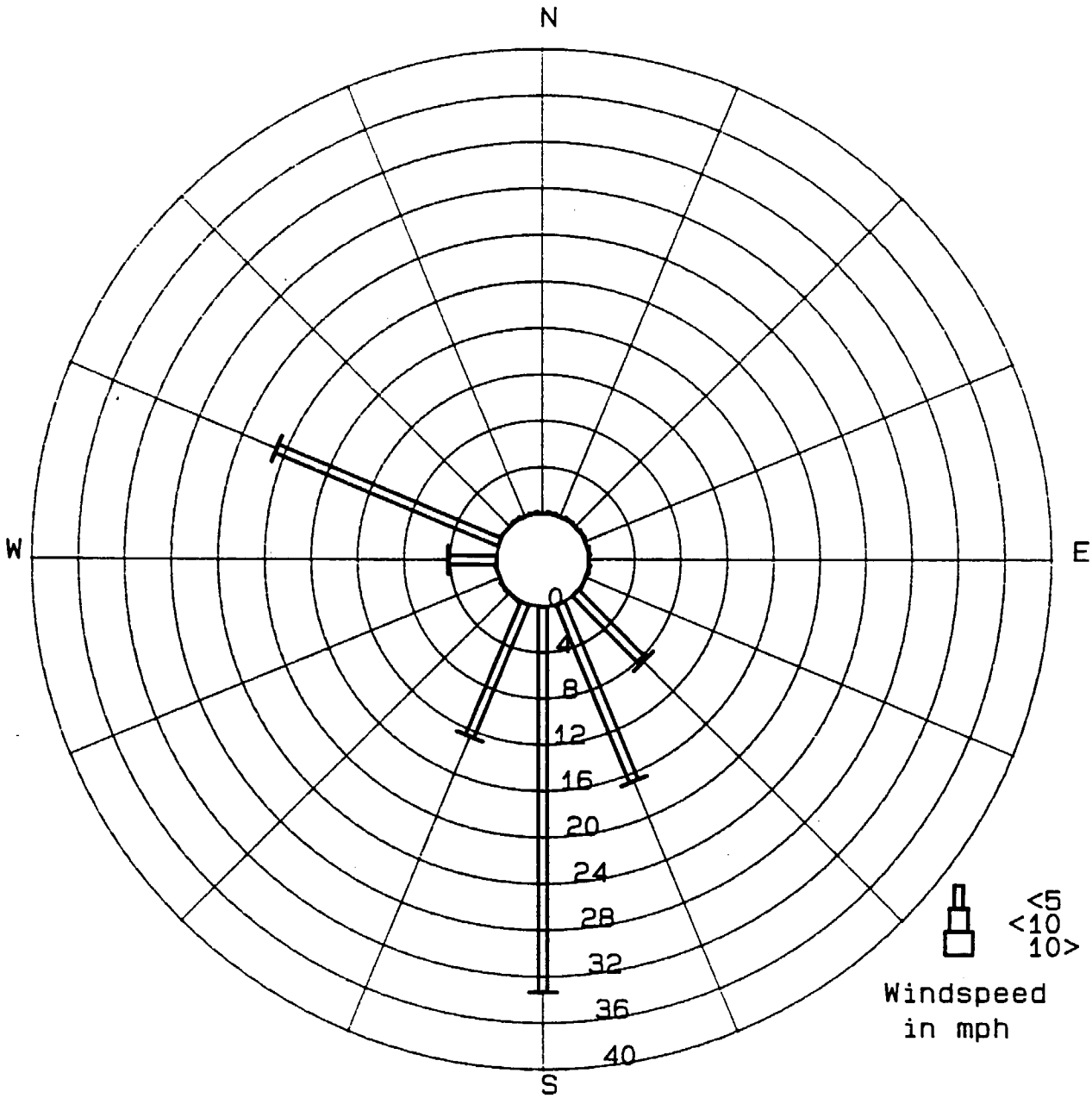

07/28/88 to 07/28/88
(00: 00) (24: 00)

El Toro, CA
SCAQMD
Session #5

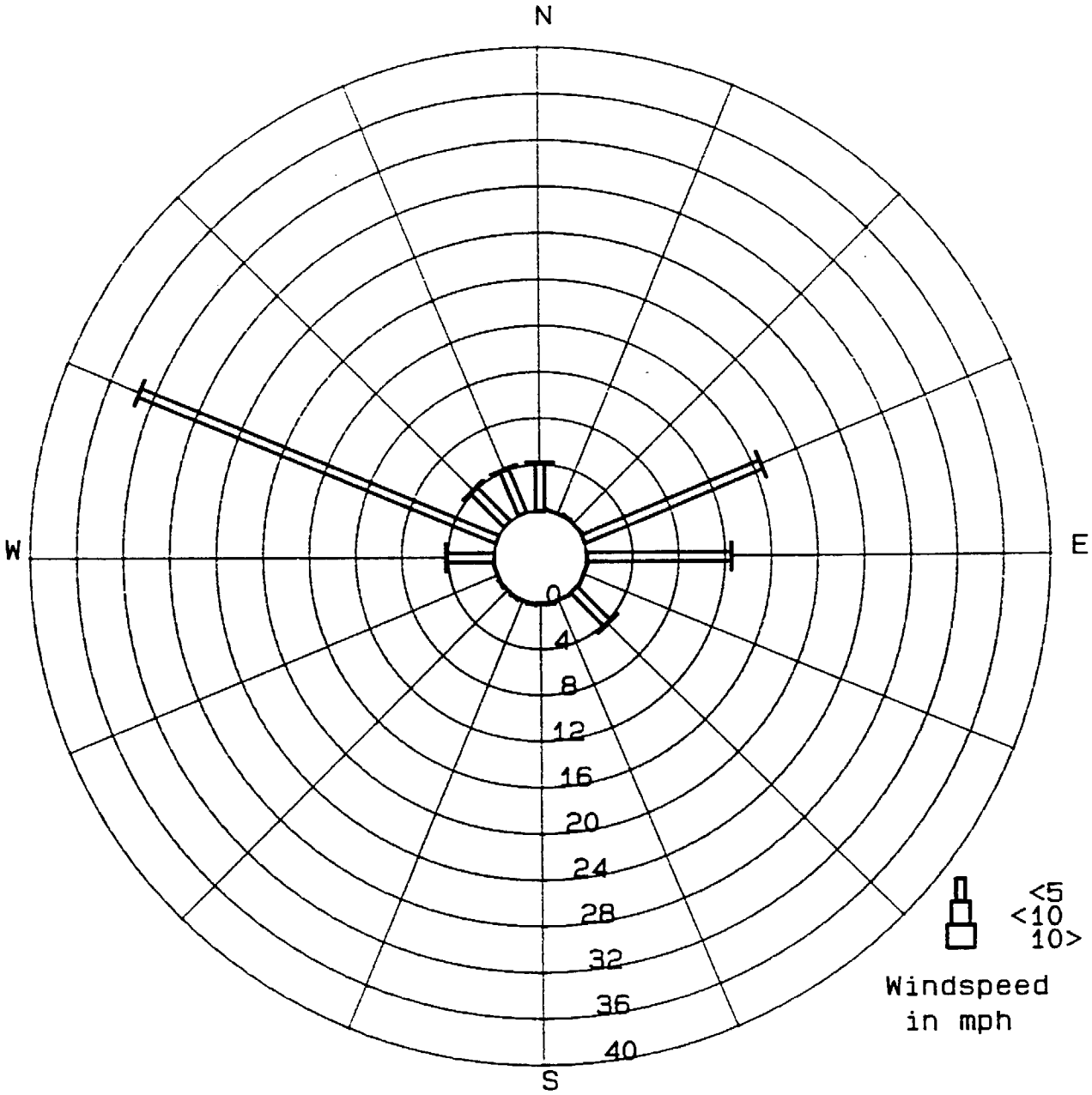

09/27/88 to 09/27/88
(00: 00) (24: 00)

El Toro, CA
SCAQMD
Session #6

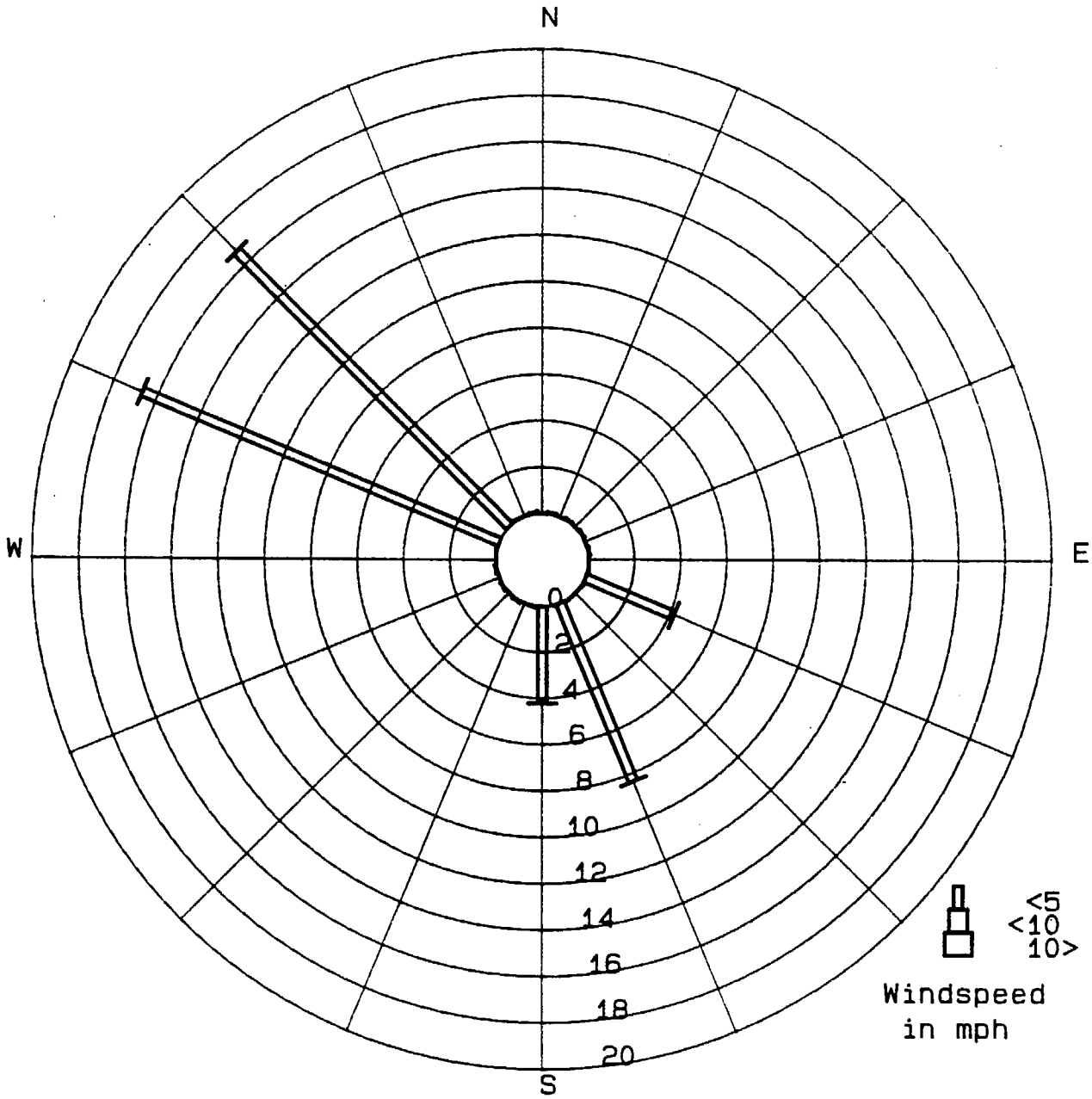

09/29/88 to 09/29/88
(00: 00) (24: 00)

El Toro, CA
SCAQMD
Session #7

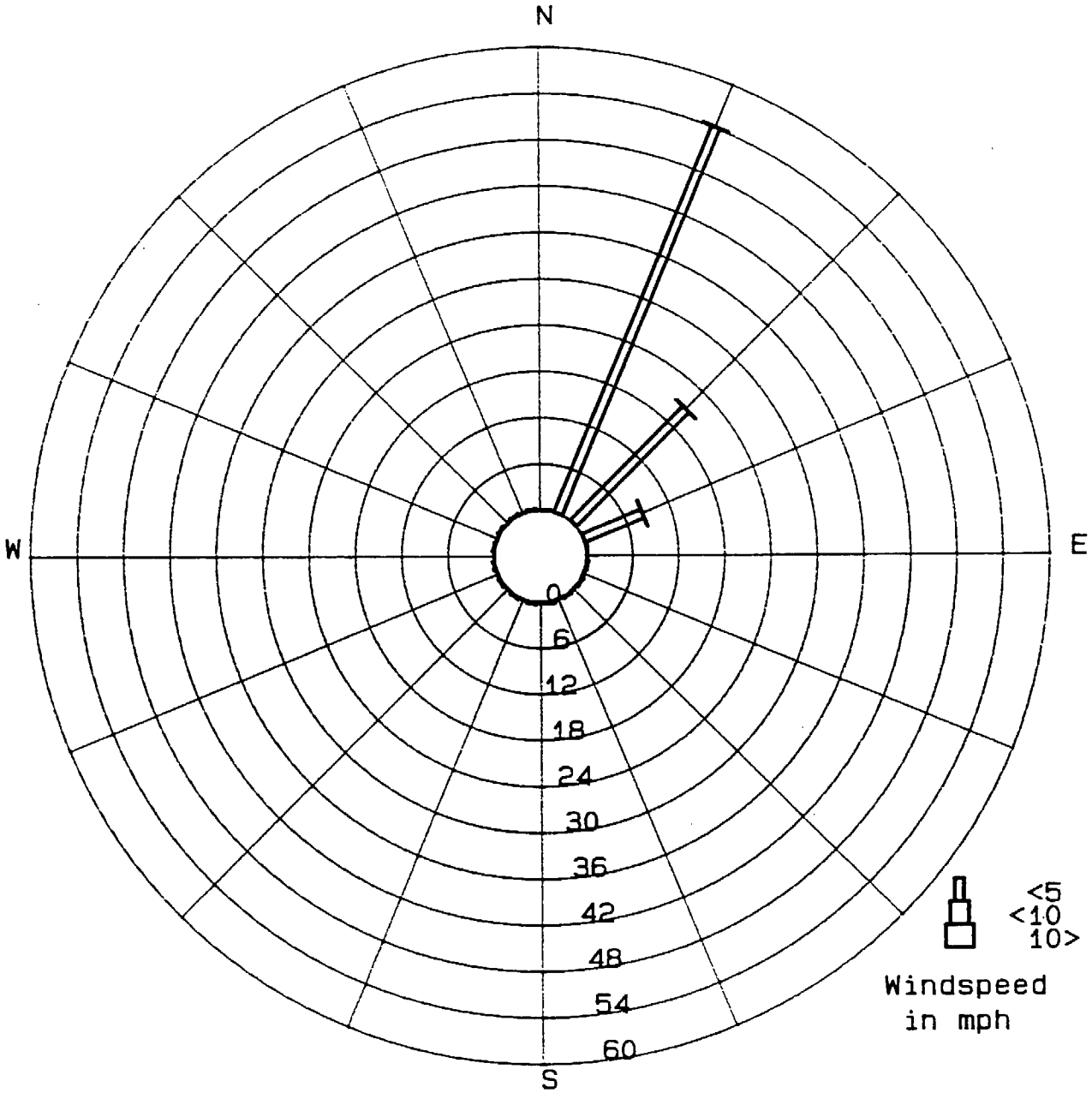

03/29/89 to 03/29/89
(00: 00) (24: 00)

San Bernardino, CA
SCAQMD
Session #1

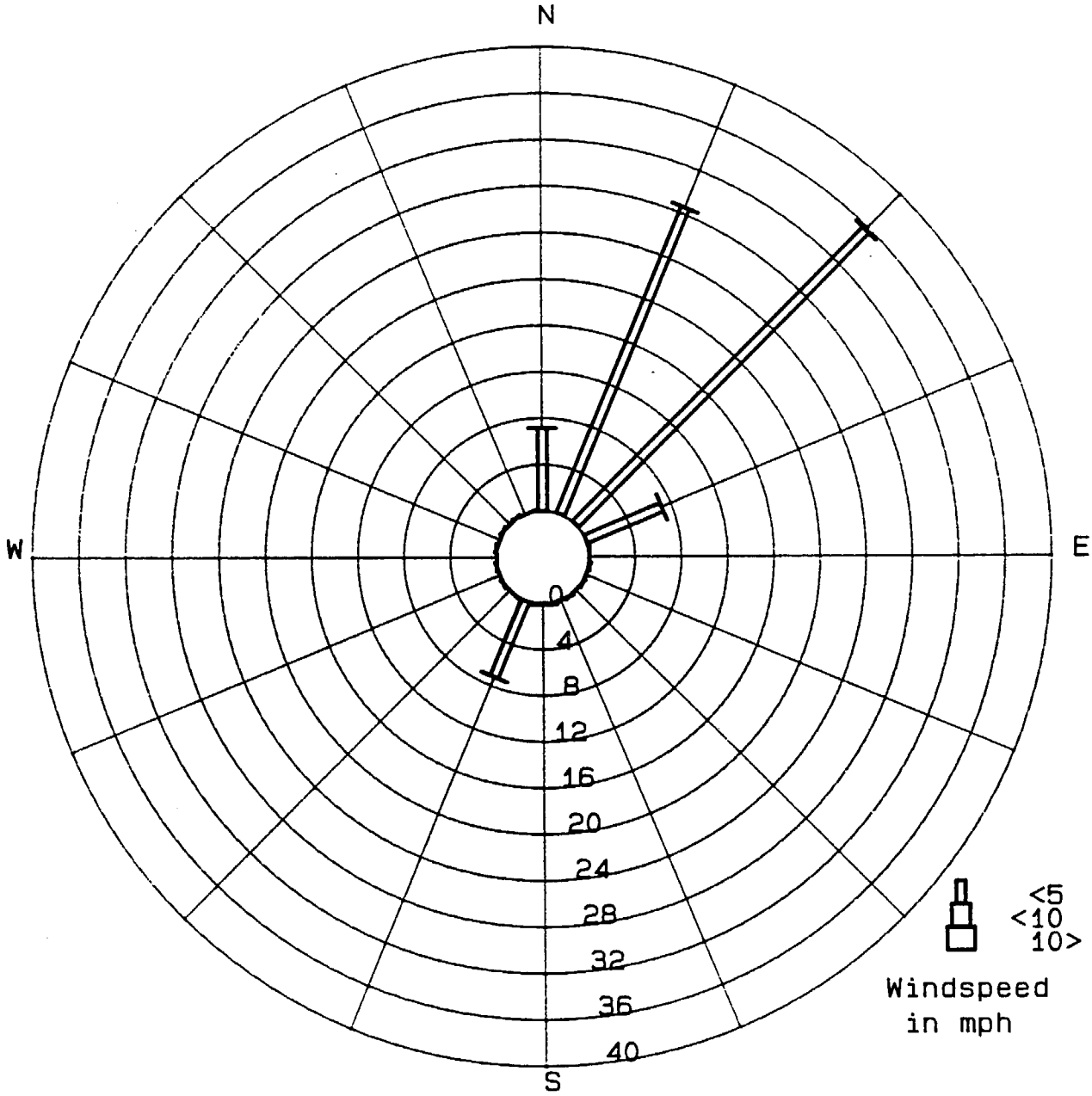

12/01/87 to 12/03/87
(21: 00) (12: 00)

San Bernardino, CA
SCAQMD
Session #2

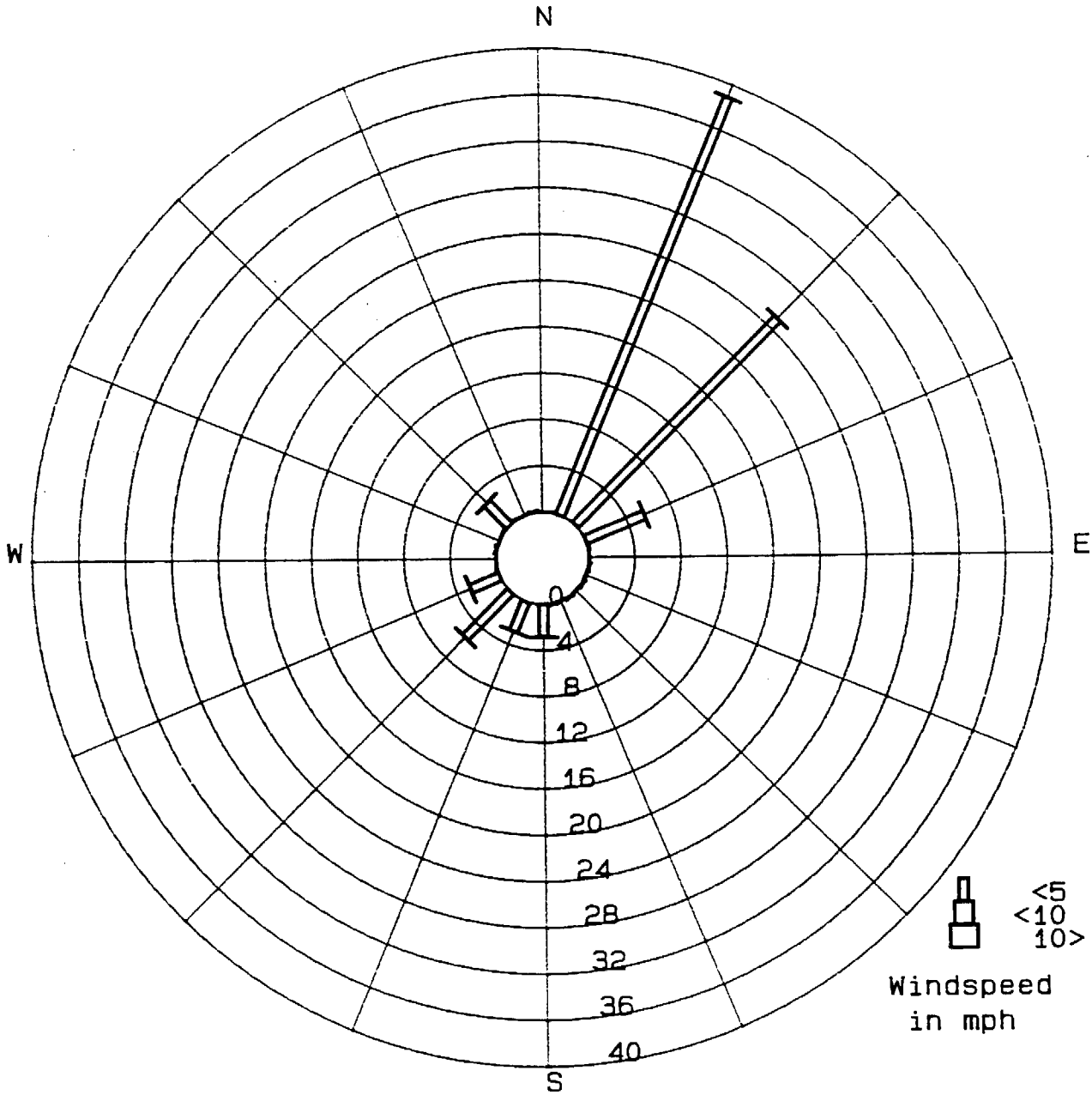

12/10/87 to 12/11/87
(00: 00) (12: 00)

San Bernardino, CA
SCAQMD
Session #3

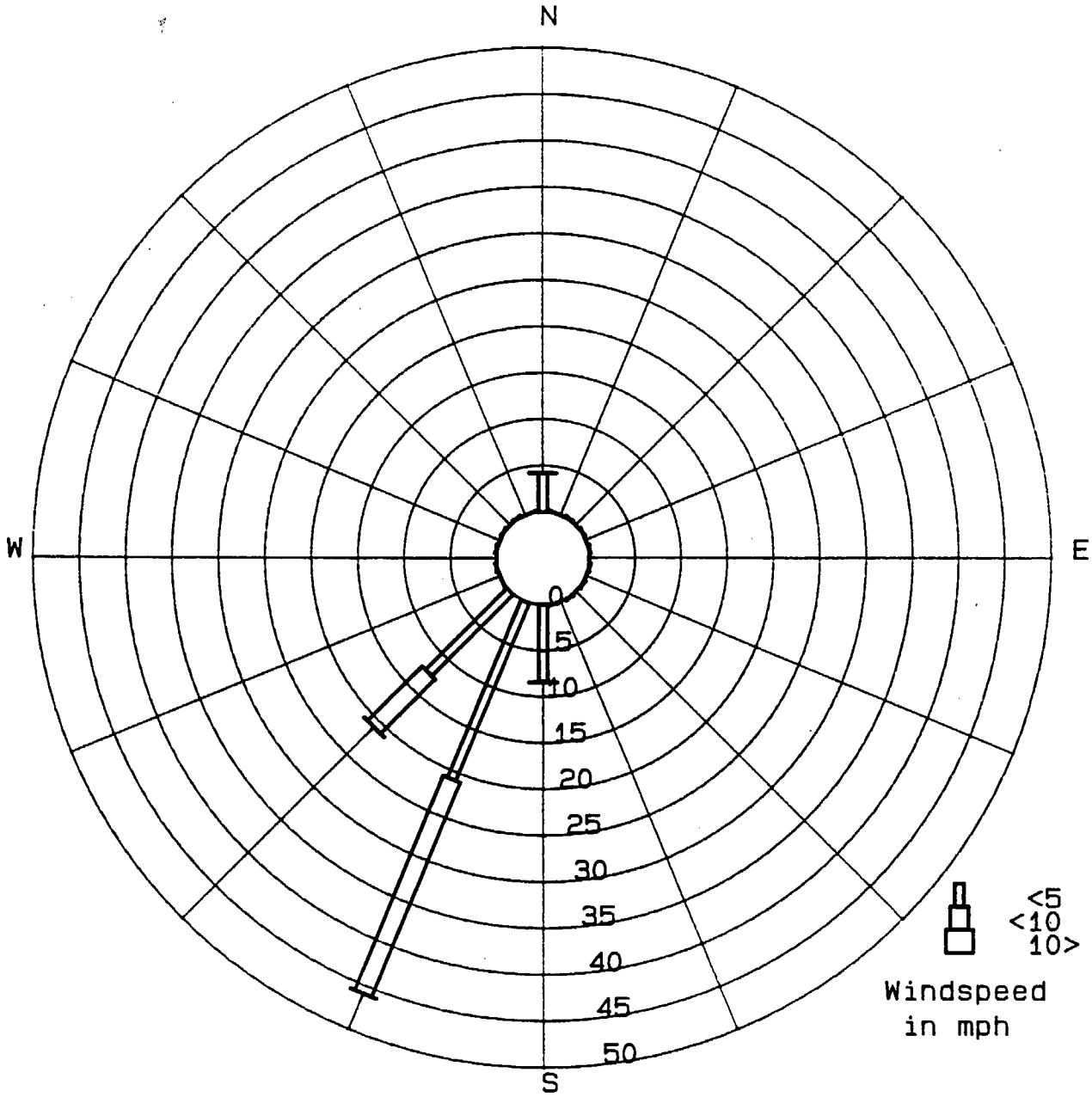

07/26/88 to 07/26/88
(00: 00) (24: 00)

San Bernardino, CA
SCAQMD
Session #4

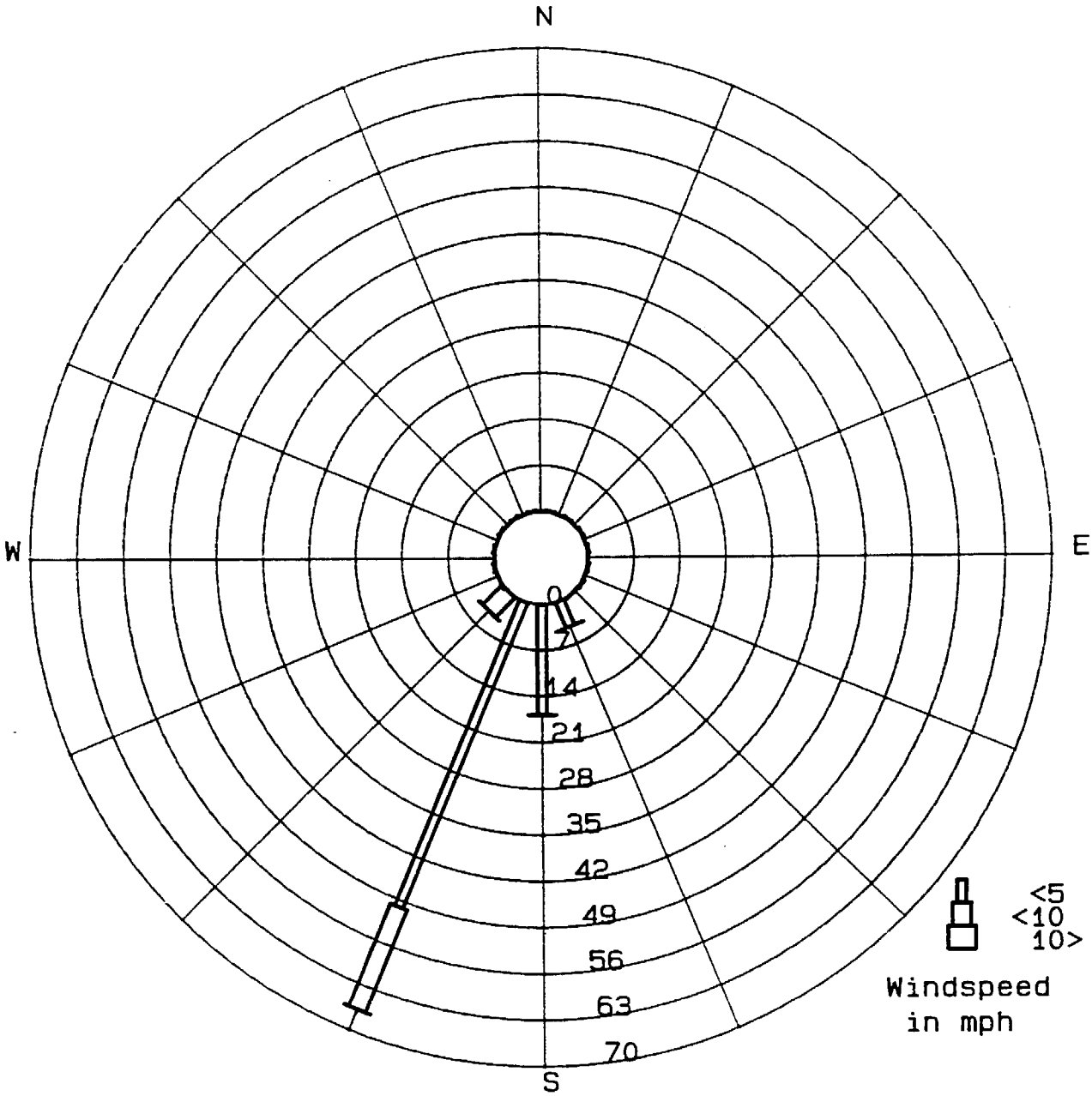

07/28/88 to 07/28/88
(00: 00) (24: 00)

San Bernardino, CA
SCAQMD
Session #5

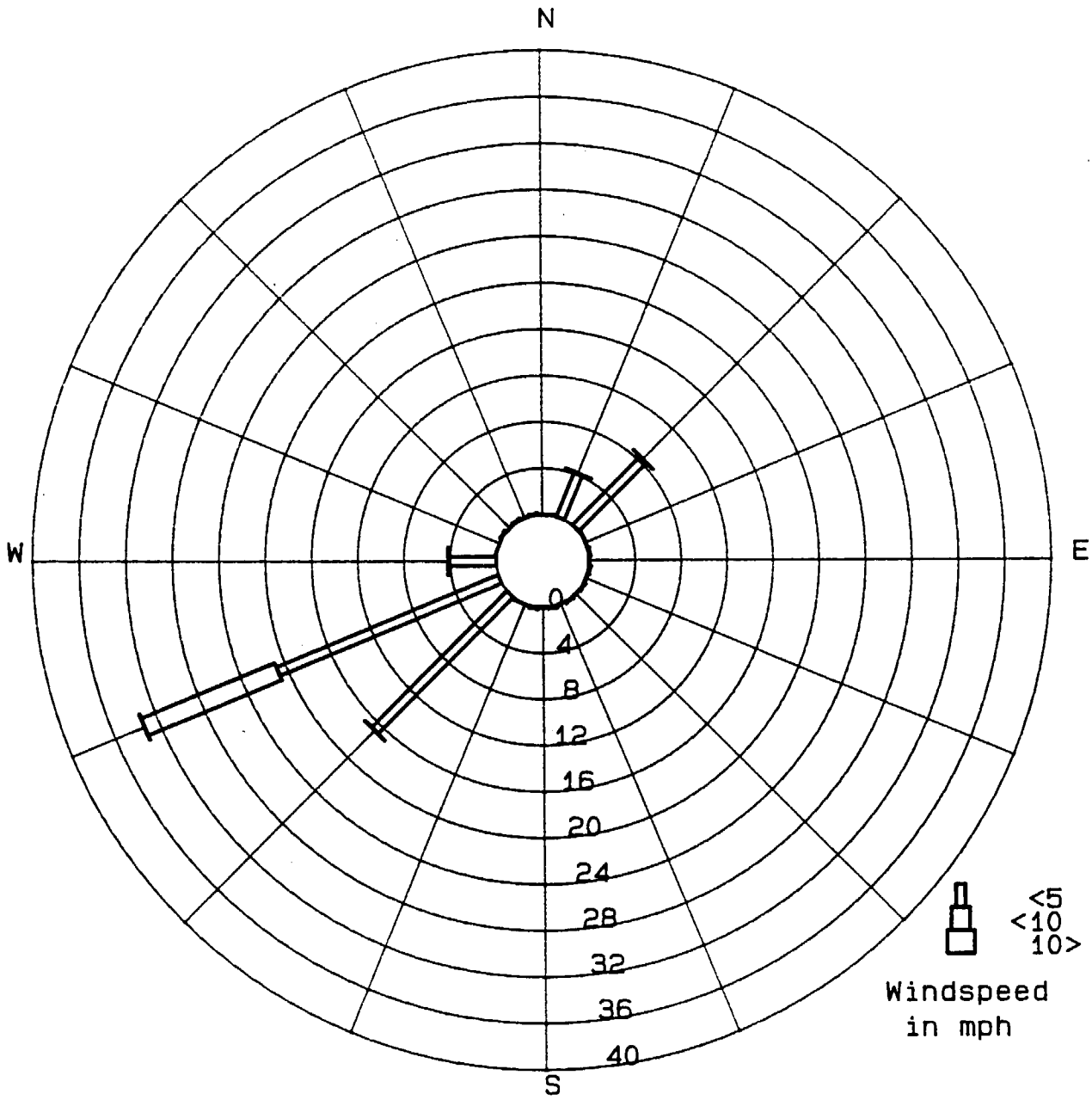

09/27/88 to 09/27/88
(00: 00) (24: 00)

San Bernardino, CA
SCAQMD
Session #6

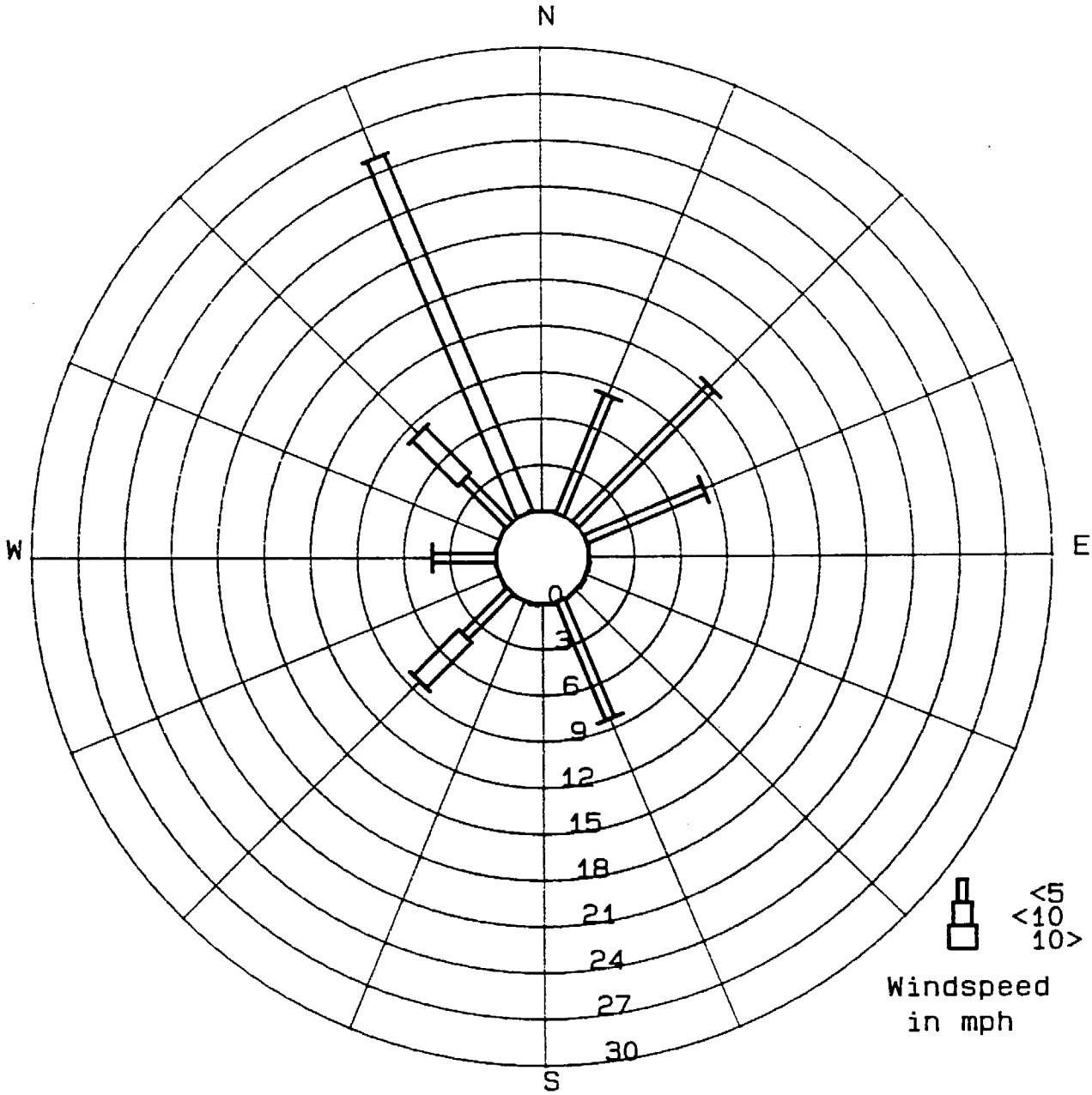

09/29/88 to 09/29/88
(00: 00) (24: 00)

San Bernardino, CA
SCAQMD
Session #7

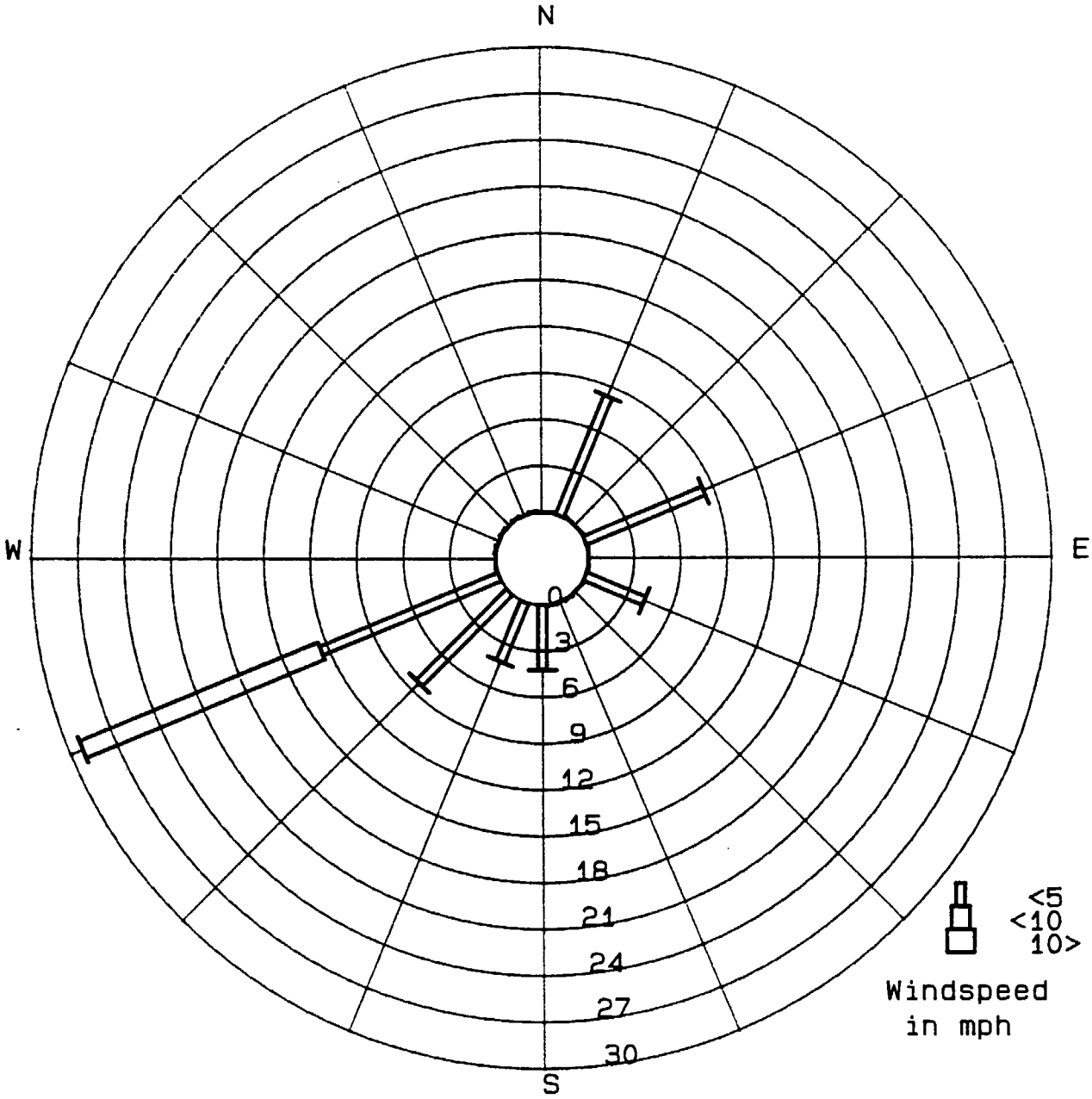

03/29/89 to 03/29/89
(00: 00) (24: 00)

Long Beach, CA
SCAQMD
Session #1

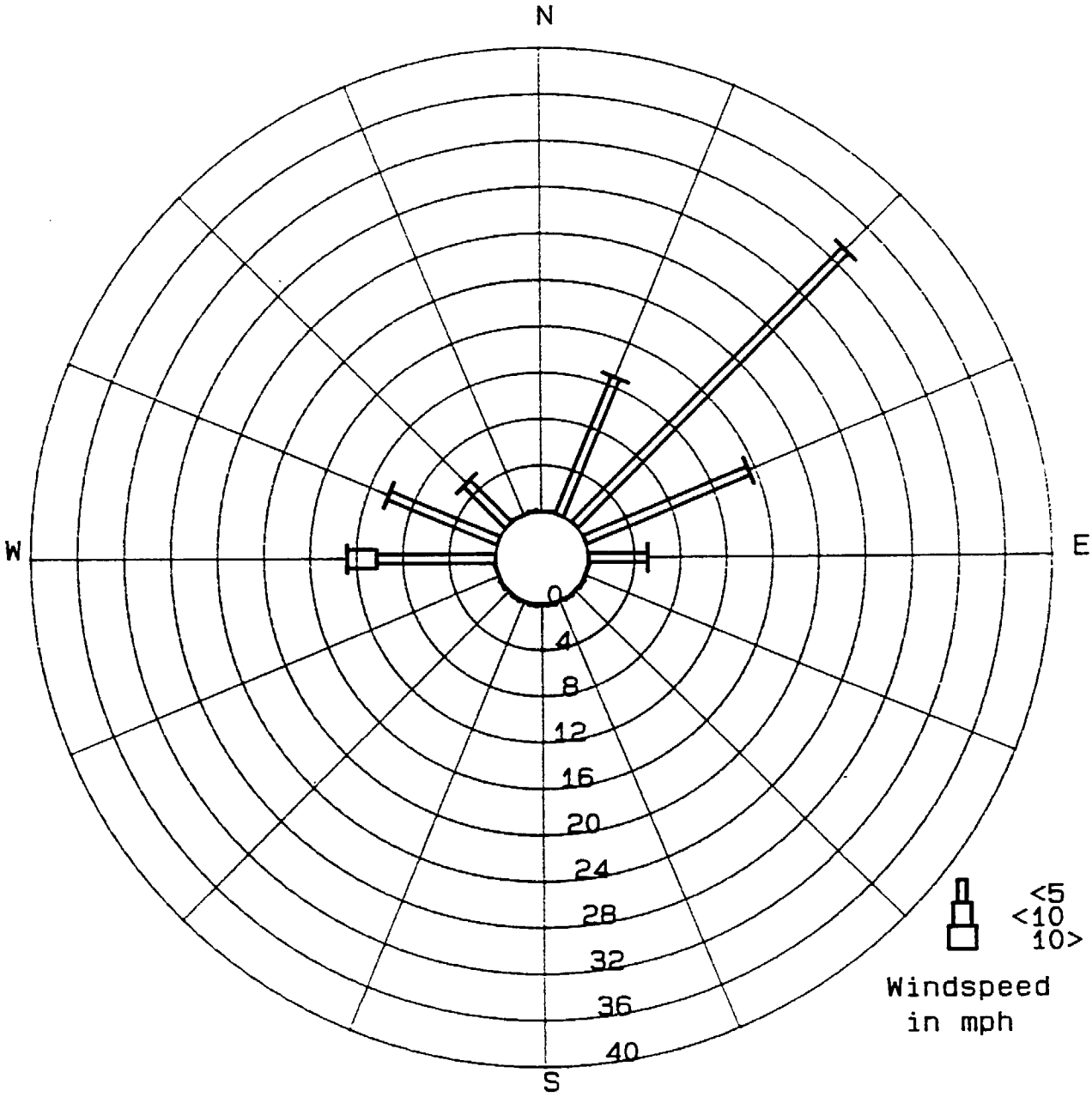

12/01/87 to 12/03/87
(21: 00) (12: 00)

Long Beach, CA
SCAQMD
Session #2

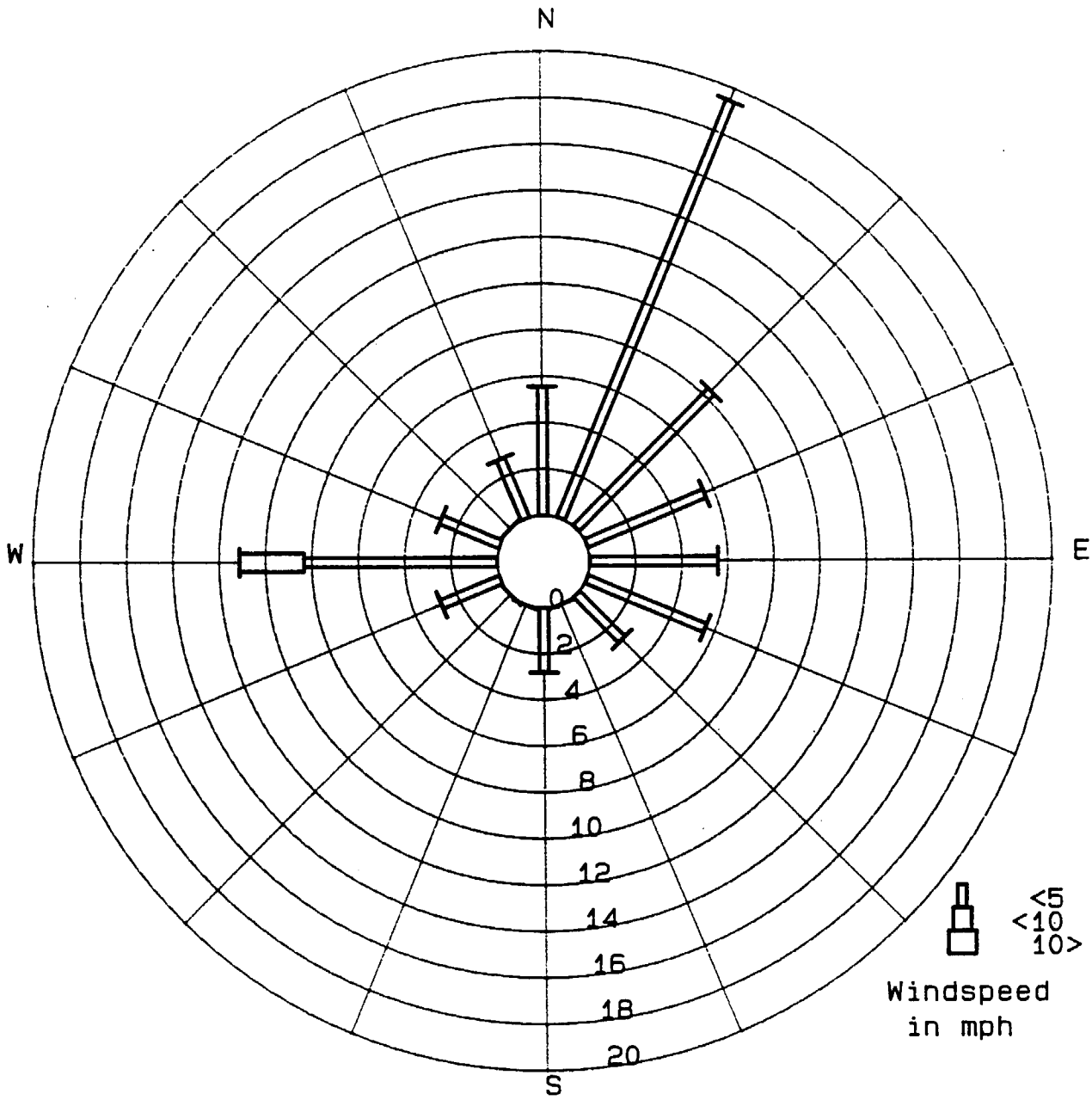

12/10/87 to 12/11/87
(00: 00) (12: 00)

Long Beach, CA
SCAQMD
Session #3

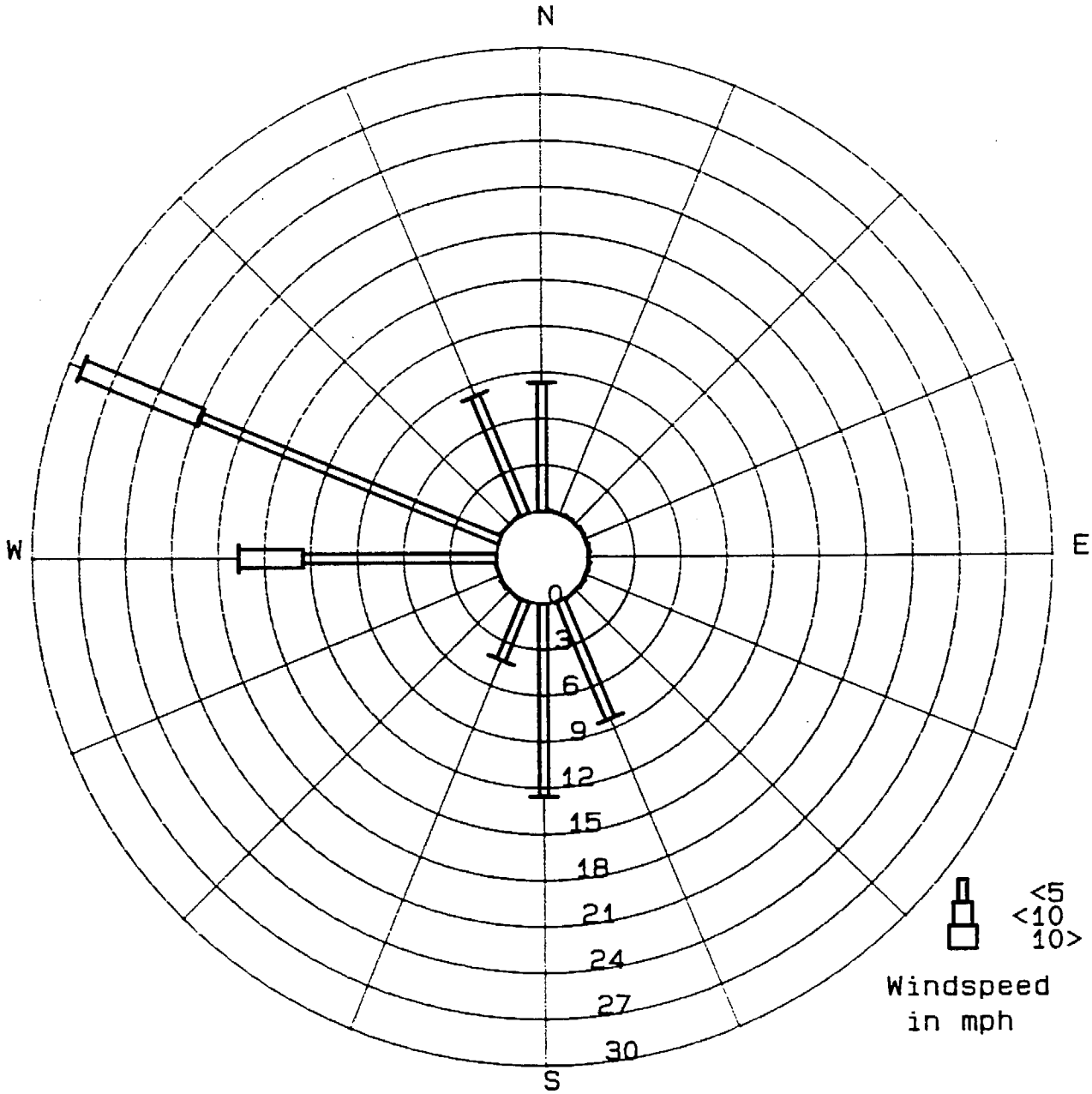

07/26/88 to 07/26/88
(00: 00) (24: 00)

Long Beach, CA
SCAQMD
Session #4

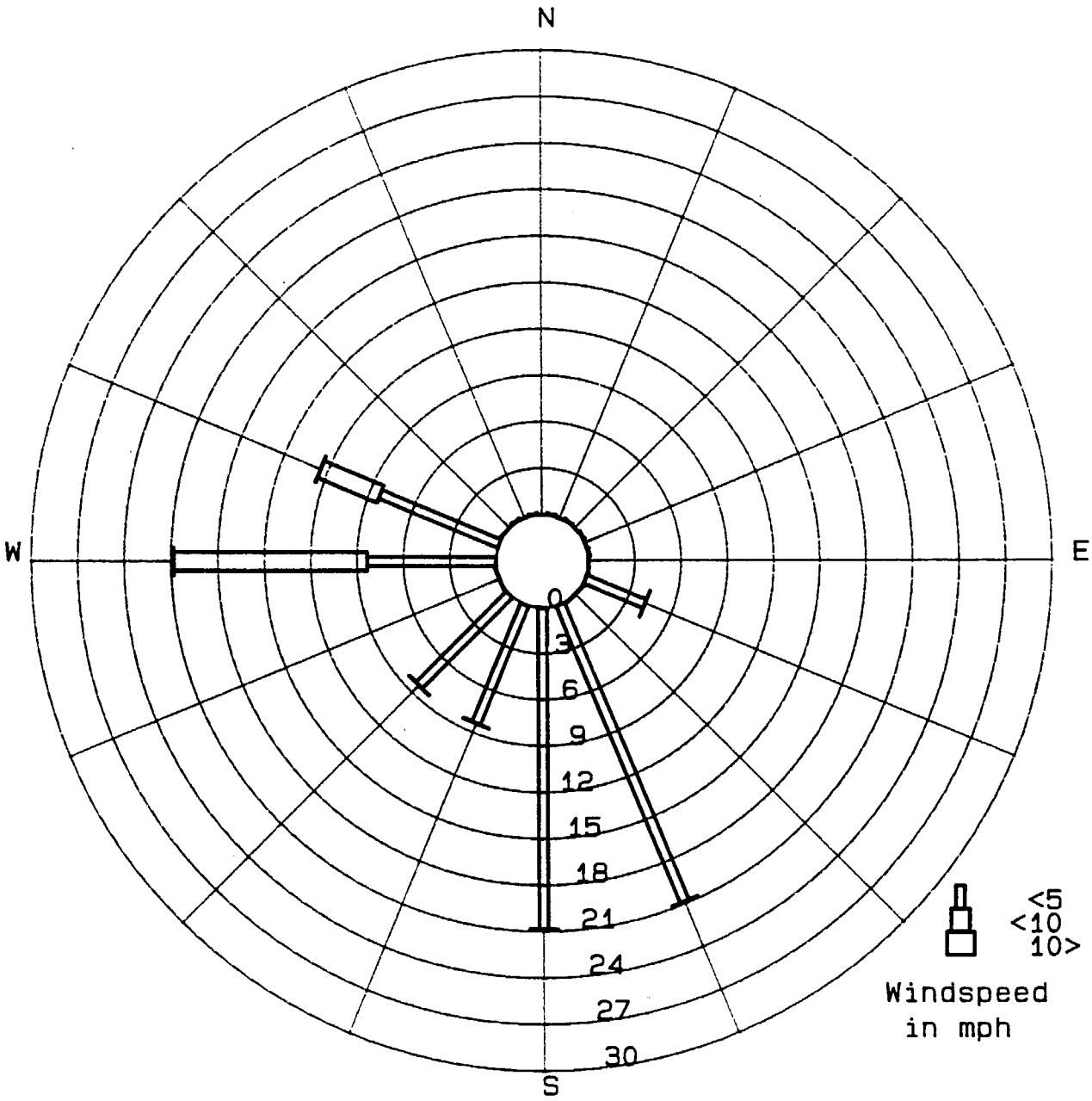

07/28/88 to 07/28/88
(00: 00) (24: 00)

Long Beach, CA
SCAQMD
Session #5

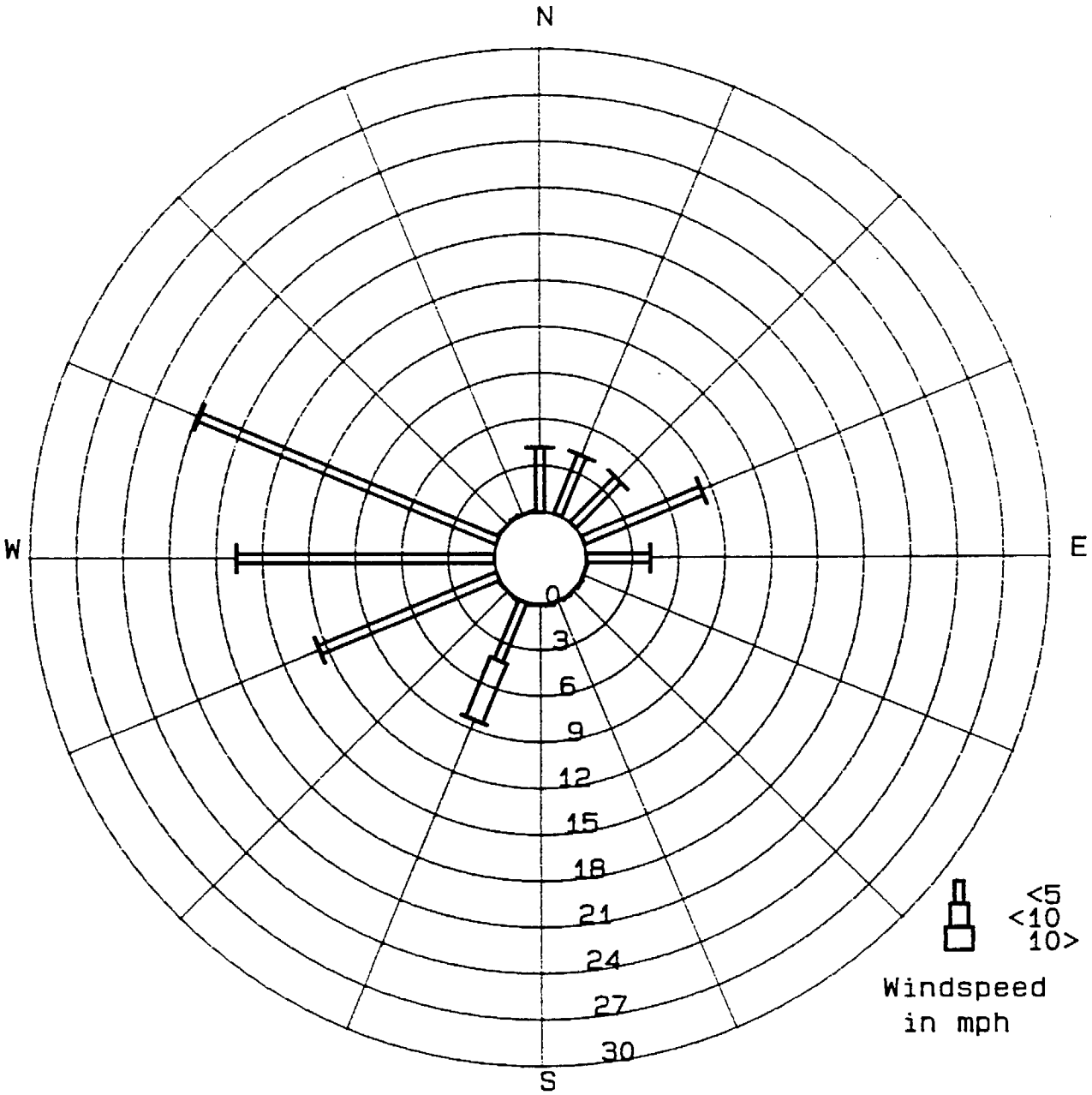

09/27/88 to 09/27/88
(00: 00) (24: 00)

Long Beach, CA
SCAQMD
Session #6

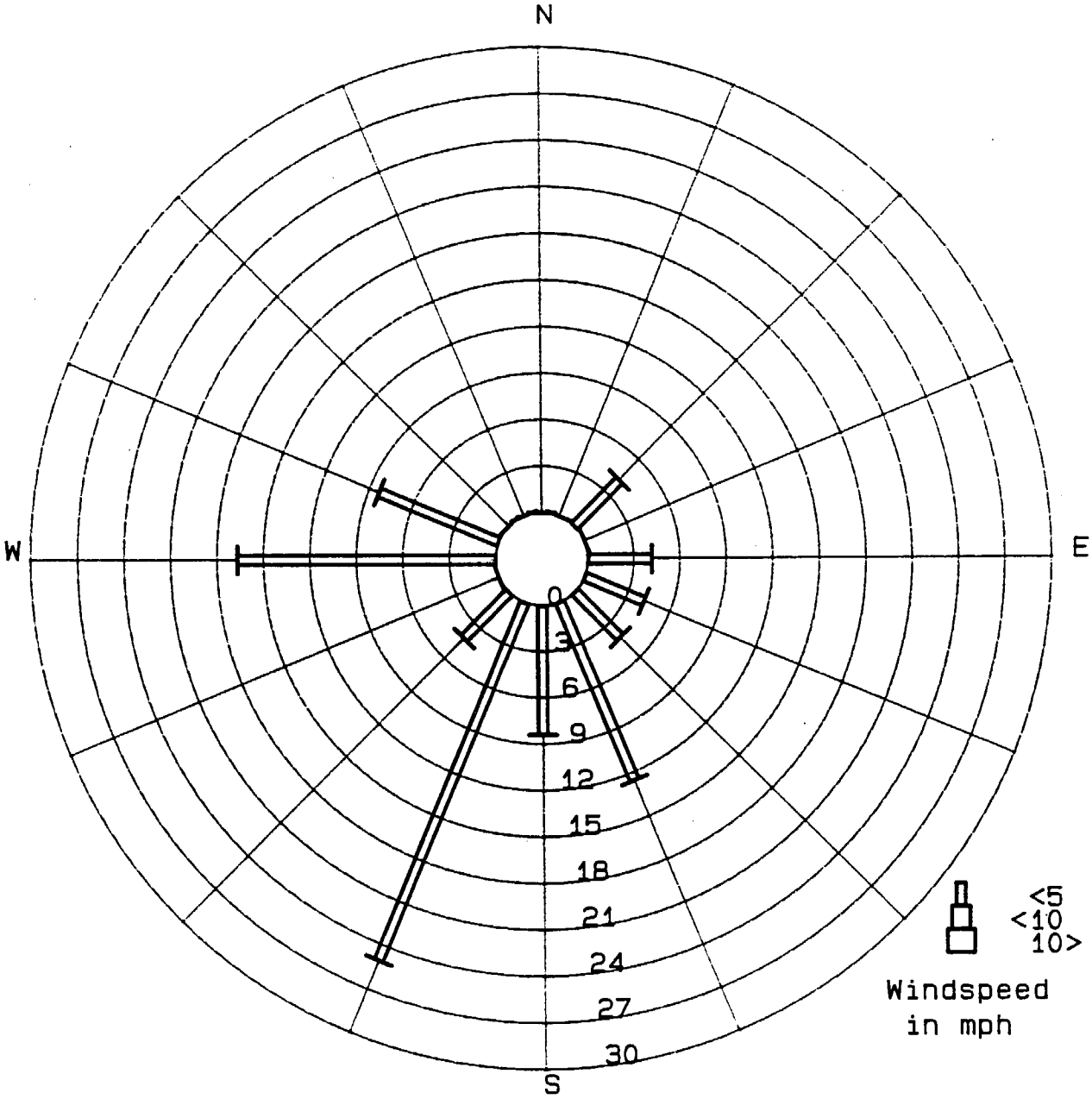

09/29/88 to 09/29/88
(00: 00) (24: 00)

Long Beach, CA
SCAQMD
Session #7

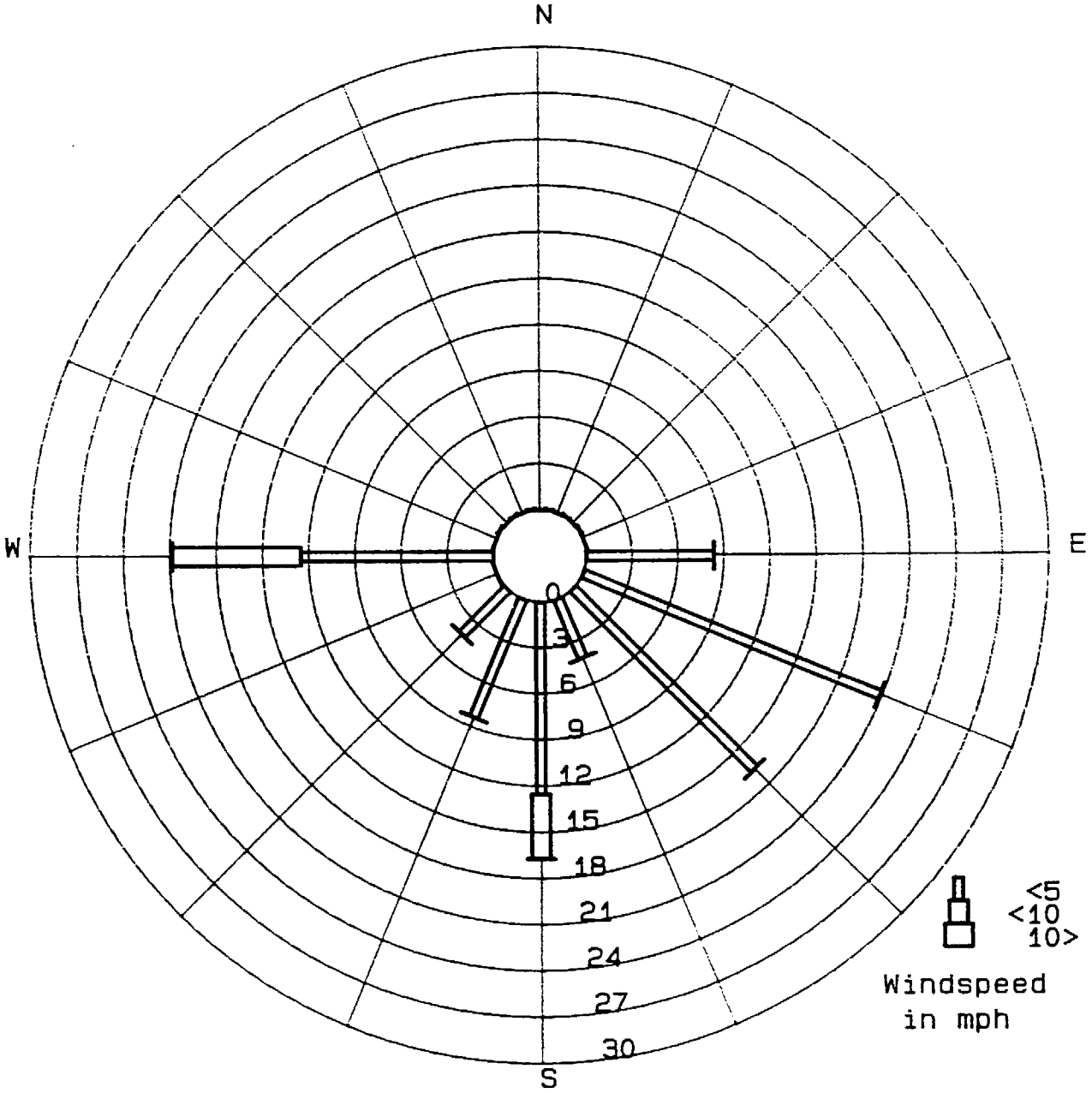

03/29/89 to 03/29/89
(00: 00) (24: 00)

APPENDIX C

TOXIC EQUIVALENTS DETERMINATIONS (pg/m^3)

Site : Commerce
Season : Winter
Date : 12/2 - 12/3/87
Session : One

Sample ID : 7/87-29

Parameter	TEF	Analytical Results pg/m3	Toxic Equivalents (pg/m3)
2,3,7,8-TCDD	1	< 0.030	< 0.030
1,2,3,7,8-PeCDD	1	0.120	0.120
1,2,3,4,7,8-HxCDD	0.03	0.120	0.004
1,2,3,6,7,8-HxCDD	0.03	0.250	0.008
1,2,3,7,8,9-HxCDD	0.03	0.270	0.008
1,2,3,4,6,7,8-HpCDD	0.03	2.700	0.081
2,3,7,8-TCDF	1	0.110	0.110
1,2,3,7,8-PeCDF	1	0.092	0.092
2,3,4,7,8-PeCDF	1	0.089	0.089
1,2,3,4,7,8-HxCDF	0.03	< 0.180	< 0.005
1,2,3,6,7,8-HxCDF	0.03	0.410	0.012
2,3,4,6,7,8-HxCDF	0.03	< 0.180	< 0.005
1,2,3,7,8,9-HxCDF	0.03	< 0.110	< 0.003
1,2,3,4,6,7,8-HpCDF	0.03	0.820	0.025
1,2,3,4,7,8,9-HpCDF	0.03	0.092	0.003

Detected TEF	0.552
Not Detected TEF	0.043
Maximum TEF	0.595

Site : Reseda
Season : Winter
Date : 12/2 - 12/3/87
Session : One

Sample ID : 7/87-2

Parameter	TEF	Analytical Results pg/m3	Toxic Equivalents (pg/m3)
2,3,7,8-TCDD	1	< 0.023	< 0.023
1,2,3,7,8-PeCDD	1	0.140	0.140
1,2,3,4,7,8-HxCDD	0.03	0.200	0.006
1,2,3,6,7,8-HxCDD	0.03	0.350	0.010
1,2,3,7,8,9-HxCDD	0.03	0.350	0.010
1,2,3,4,6,7,8-HpCDD	0.03	4.600	0.138
2,3,7,8-TCDF	1	0.046	0.046
1,2,3,7,8-PeCDF	1	0.140	0.140
2,3,4,7,8-PeCDF	1	0.110	0.110
1,2,3,4,7,8-HxCDF	0.03	0.270	0.008
1,2,3,6,7,8-HxCDF	0.03	0.800	0.024
2,3,4,6,7,8-HxCDF	0.03	0.280	0.008
1,2,3,7,8,9-HxCDF	0.03	< 0.034	< 0.001
1,2,3,4,6,7,8-HpCDF	0.03	1.200	0.036
1,2,3,4,7,8,9-HpCDF	0.03	< 0.092	< 0.002

Detected TEF	0.676
Not Detected TEF	0.026
Maximum TEF	0.702

Site : San Bernardino
Season : Winter
Date : 12/2 - 12/3/87
Session : One

Sample ID : 7/87-16

Parameter	TEF	Analytical Results pg/m3	Toxic Equivalents (pg/m3)
2,3,7,8-TCDD	1	< 0.021	< 0.021
1,2,3,7,8-PeCDD	1	< 0.110	< 0.110
1,2,3,4,7,8-HxCDD	0.03	0.043	0.001
1,2,3,6,7,8-HxCDD	0.03	0.150	0.005
1,2,3,7,8,9-HxCDD	0.03	0.100	0.003
1,2,3,4,6,7,8-HpCDD	0.03	0.780	0.023
2,3,7,8-TCDF	1	0.030	0.030
1,2,3,7,8-PeCDF	1	1.900	1.900
2,3,4,7,8-PeCDF	1	0.100	0.100
1,2,3,4,7,8-HxCDF	0.03	0.180	0.005
1,2,3,6,7,8-HxCDF	0.03	0.370	0.011
2,3,4,6,7,8-HxCDF	0.03	0.160	0.005
1,2,3,7,8,9-HxCDF	0.03	< 0.110	< 0.003
1,2,3,4,6,7,8-HpCDF	0.03	< 0.340	< 0.010
1,2,3,4,7,8,9-HpCDF	0.03	< 0.030	< 0.001

Detected TEF	2.083
Not Detected TEF	0.145
Maximum TEF	2.228

Site : El Toro
Season : Winter
Date : 12/2 - 12/3/87
Session : One

Parameter	TEF	Sample ID : 8/26-89 Analytical Results pg/m3	Sample ID : 8/26-89 Toxic Equivalents (pg/m3)	Sample ID : 7/87-20 Analytical Results pg/m3	Sample ID : 7/87-20 Toxic Equivalents (pg/m3)
2,3,7,8-TCDD	1	< 0.009	< 0.009	< 0.010	< 0.010
1,2,3,7,8-PeCDD	1	< 0.039	< 0.039	< 0.058	< 0.058
1,2,3,4,7,8-HxCDD	0.03	< 0.076	< 0.002	< 0.10	< 0.003
1,2,3,6,7,8-HxCDD	0.03	< 0.083	< 0.002	< 0.097	< 0.003
1,2,3,7,8,9-HxCDD	0.03	< 0.086	< 0.003	< 0.12	< 0.004
1,2,3,4,6,7,8-HpCDD	0.03	0.250	0.008	0.26	0.008
2,3,7,8-TCDF	1	0.021	0.021	0.027	0.027
1,2,3,7,8-PeCDF	1	0.077	0.077	0.068	0.068
2,3,4,7,8-PeCDF	1	0.077	0.077	0.080	0.080
1,2,3,4,7,8-HxCDF	0.03	0.150	0.005	0.10	0.003
1,2,3,6,7,8-HxCDF	0.03	0.250	0.008	0.15	0.005
2,3,4,6,7,8-HxCDF	0.03	< 0.069	< 0.002	< 0.078	< 0.002
1,2,3,7,8,9-HxCDF	0.03	< 0.083	< 0.002	< 0.063	< 0.002
1,2,3,4,6,7,8-HpCDF	0.03	< 0.190	< 0.006	< 0.20	< 0.006
1,2,3,4,7,8,9-HpCDF	0.03	< 0.018	< 0.001	< 0.017	< 0.001
	Detected TEF		0.196		0.191
	Not Detected TEF		0.066		0.089
	Maximum TEF		0.262		0.280

Site : North Long Beach
Season : Winter
Date : 12/2 - 12/3/87
Session : One

Sample ID : 8/26-75

Parameter	TEF	Analytical Results pg/m3	Toxic Equivalents (pg/m3)
2,3,7,8-TCDD	1	< 0.028	< 0.028
1,2,3,7,8-PeCDD	1	< 0.095	< 0.095
1,2,3,4,7,8-HxCDD	0.03	0.140	0.004
1,2,3,6,7,8-HxCDD	0.03	0.390	0.012
1,2,3,7,8,9-HxCDD	0.03	0.350	0.010
1,2,3,4,6,7,8-HpCDD	0.03	3.500	0.105
2,3,7,8-TCDF	1	0.039	0.039
1,2,3,7,8-PeCDF	1	0.130	0.130
2,3,4,7,8-PeCDF	1	0.130	0.130
1,2,3,4,7,8-HxCDF	0.03	0.250	0.008
1,2,3,6,7,8-HxCDF	0.03	0.460	0.014
2,3,4,6,7,8-HxCDF	0.03	0.190	0.006
1,2,3,7,8,9-HxCDF	0.03	< 0.023	< 0.001
1,2,3,4,6,7,8-HpCDF	0.03	1.100	0.033
1,2,3,4,7,8,9-HpCDF	0.03	< 0.110	< 0.003

Detected TEF	0.491
Not Detected TEF	0.127
Maximum TEF	0.618

Site : Reseda
Season : Winter
Date : 12/10 - 12/11/87
Session : 2

8/26-69

Parameter	TEF	Analytical Results pg/m3	Toxic Equivalents (pg/m3)
2,3,7,8-TCDD	1	< 0.004	< 0.004
1,2,3,7,8-PeCDD	1	< 0.003	< 0.003
1,2,3,4,7,8-HxCDD	0.03	< 0.008	< 0.000
1,2,3,6,7,8-HxCDD	0.03	< 0.010	< 0.000
1,2,3,7,8,9-HxCDD	0.03	< 0.010	< 0.000
1,2,3,4,6,7,8-HpCDD	0.03	0.340	0.010
2,3,7,8-TCDF	1	< 0.043	< 0.043
1,2,3,7,8-PeCDF	1	< 0.015	< 0.015
2,3,4,7,8-PeCDF	1	< 0.013	< 0.013
1,2,3,4,7,8-HxCDF	0.03	< 0.041	< 0.001
1,2,3,6,7,8-HxCDF	0.03	< 0.013	< 0.000
2,3,4,6,7,8-HxCDF	0.03	< 0.011	< 0.000
1,2,3,7,8,9-HxCDF	0.03	< 0.011	< 0.000
1,2,3,4,6,7,8-HpCDF	0.03	< 0.110	< 0.003
1,2,3,4,7,8,9-HpCDF	0.03	< 0.011	< 0.000

Detected TEF	0.010
Non-detected TEF	0.082
Maximum TEF	0.092

Site : El Toro
Season : Winter
Date : 12/10 - 12/11/87
Session : 2

Sample ID : 7/27-35

Parameter	TEF	Analytical Results pg/m3	Toxic Equivalents (pg/m3)
2,3,7,8-TCDD	1	< 0.007	< 0.007
1,2,3,7,8-PeCDD	1	< 0.024	< 0.024
1,2,3,4,7,8-HxCDD	0.03	< 0.012	< 0.000
1,2,3,6,7,8-HxCDD	0.03	< 0.007	< 0.000
1,2,3,7,8,9-HxCDD	0.03	< 0.009	< 0.000
1,2,3,4,6,7,8-HpCDD	0.03	0.120	0.004
2,3,7,8-TCDF	1	< 0.022	< 0.022
1,2,3,7,8-PeCDF	1	< 0.017	< 0.017
2,3,4,7,8-PeCDF	1	< 0.019	< 0.019
1,2,3,4,7,8-HxCDF	0.03	< 0.046	< 0.001
1,2,3,6,7,8-HxCDF	0.03	< 0.022	< 0.001
2,3,4,6,7,8-HxCDF	0.03	< 0.027	< 0.001
1,2,3,7,8,9-HxCDF	0.03	< 0.015	< 0.000
1,2,3,4,6,7,8-HpCDF	0.03	< 0.170	< 0.005
1,2,3,4,7,8,9-HpCDF	0.03	< 0.017	< 0.001

Detected TEF	0.004
Non-detected TEF	0.098
Maximum TEF	0.102

Site : Reseda
Season : Summer
Date : 7/26/88
Session : 3

7/88-52

Parameter	TEF	Analytical Results pg/m3	Toxic Equivalents (pg/m3)
2,3,7,8-TCDD	1	< 0.016	< 0.016
1,2,3,7,8-PeCDD	1	< 0.073	< 0.073
1,2,3,4,7,8-HxCDD	0.03	0.11	0.003
1,2,3,6,7,8-HxCDD	0.03	0.10	0.003
1,2,3,7,8,9-HxCDD	0.03	0.18	0.005
1,2,3,4,6,7,8-HpCDD	0.03	3.1	0.093
2,3,7,8-TCDF	1	< 0.020	< 0.020
1,2,3,7,8-PeCDF	1	< 0.078	< 0.078
2,3,4,7,8-PeCDF	1	< 0.078	< 0.078
1,2,3,4,7,8-HxCDF	0.03	< 0.075	< 0.002
1,2,3,6,7,8-HxCDF	0.03	< 0.075	< 0.002
2,3,4,6,7,8-HxCDF	0.03	< 0.075	< 0.002
1,2,3,7,8,9-HxCDF	0.03	< 0.075	< 0.002
1,2,3,4,6,7,8-HpCDF	0.03	< 0.11	< 0.003
1,2,3,4,7,8,9-HpCDF	0.03	< 0.11	< 0.003

Detected TEF	0.104
Non-detected TEF	0.279
Maximum TEF	0.383

Site : Cal Trans
Season : Summer
Date : 7/26/88
Session : 3

8/26-69

Parameter	TEF	Analytical Results pg/m3	Toxic Equivalents (pg/m3)
2,3,7,8-TCDD	1	< 0.016	< 0.016
1,2,3,7,8-PeCDD	1	< 0.081	< 0.081
1,2,3,4,7,8-HxCDD	0.03	< 0.066	< 0.002
1,2,3,6,7,8-HxCDD	0.03	< 0.066	< 0.002
1,2,3,7,8,9-HxCDD	0.03	< 0.066	< 0.002
1,2,3,4,6,7,8-HpCDD	0.03	0.46	0.014
2,3,7,8-TCDF	1	< 0.0068	< 0.007
1,2,3,7,8-PeCDF	1	< 0.061	< 0.061
2,3,4,7,8-PeCDF	1	< 0.061	< 0.061
1,2,3,4,7,8-HxCDF	0.03	< 0.068	< 0.002
1,2,3,6,7,8-HxCDF	0.03	< 0.068	< 0.002
2,3,4,6,7,8-HxCDF	0.03	< 0.068	< 0.002
1,2,3,7,8,9-HxCDF	0.03	< 0.068	< 0.002
1,2,3,4,6,7,8-HpCDF	0.03	< 0.094	< 0.003
1,2,3,4,7,8,9-HpCDF	0.03	< 0.094	< 0.003

Detected TEF	0.014
Non-detected TEF	0.246
Maximum TEF	0.260

Site : San Bernardino
Season : Summer
Date : 7/26/88
Session : 3

8/87-39

Parameter	TEF	Analytical Results pg/m3	Toxic Equivalents (pg/m3)
2,3,7,8-TCDD	1	< 0.045	< 0.045
1,2,3,7,8-PeCDD	1	< 0.063	< 0.063
1,2,3,4,7,8-HxCDD	0.03	< 0.060	< 0.002
1,2,3,6,7,8-HxCDD	0.03	< 0.060	< 0.002
1,2,3,7,8,9-HxCDD	0.03	< 0.060	< 0.002
1,2,3,4,6,7,8-HpCDD	0.03	0.29	0.009
2,3,7,8-TCDF	1	< 0.039	< 0.039
1,2,3,7,8-PeCDF	1	< 0.073	< 0.073
2,3,4,7,8-PeCDF	1	< 0.073	< 0.073
1,2,3,4,7,8-HxCDF	0.03	< 0.071	< 0.002
1,2,3,6,7,8-HxCDF	0.03	< 0.071	< 0.002
2,3,4,6,7,8-HxCDF	0.03	< 0.071	< 0.002
1,2,3,7,8,9-HxCDF	0.03	< 0.071	< 0.002
1,2,3,4,6,7,8-HpCDF	0.03	0.21	0.006
1,2,3,4,7,8,9-HpCDF	0.03	< 0.063	< 0.002

Detected TEF	0.015
Non-detected TEF	0.309
Maximum TEF	0.324

Site : El Toro
Season : Summer
Date : 7/26/88
Session : 3

Parameter	TEF	Sample ID : 7/88-51 Analytical Results pg/m3	Sample ID : 7/88-51 Toxic Equivalents (pg/m3)	Sample ID : 8/87-48 Analytical Results pg/m3	Sample ID : 8/87-48 Toxic Equivalents (pg/m3)
2,3,7,8-TCDD	1	< 0.018	< 0.018	< 0.032	< 0.032
1,2,3,7,8-PeCDD	1	< 0.040	< 0.040	< 0.047	< 0.047
1,2,3,4,7,8-HxCDD	0.03	< 0.037	< 0.001	< 0.050	< 0.002
1,2,3,6,7,8-HxCDD	0.03	< 0.037	< 0.001	< 0.050	< 0.002
1,2,3,7,8,9-HxCDD	0.03	< 0.037	< 0.001	< 0.050	< 0.002
1,2,3,4,6,7,8-HpCDD	0.03	< 0.14	< 0.004	< 0.100	< 0.003
2,3,7,8-TCDF	1	< 0.013	< 0.013	< 0.032	< 0.032
1,2,3,7,8-PeCDF	1	< 0.057	< 0.057	< 0.071	< 0.071
2,3,4,7,8-PeCDF	1	< 0.057	< 0.057	< 0.071	< 0.071
1,2,3,4,7,8-HxCDF	0.03	< 0.037	< 0.001	< 0.050	< 0.002
1,2,3,6,7,8-HxCDF	0.03	< 0.037	< 0.001	< 0.050	< 0.002
2,3,4,6,7,8-HxCDF	0.03	< 0.037	< 0.001	< 0.050	< 0.002
1,2,3,7,8,9-HxCDF	0.03	< 0.037	< 0.001	< 0.050	< 0.002
1,2,3,4,6,7,8-HpCDF	0.03	< 0.10	< 0.003	< 0.074	< 0.002
1,2,3,4,7,8,9-HpCDF	0.03	< 0.10	< 0.003	< 0.074	< 0.002
Detected TEF			0.000		0.000
Non-detected TEF			0.202		0.274
Maximum TEF			0.202		0.274

Site : San Bernardino
Season : Summer
Date : 7/28/88
Session : 4

SAMPLE ID : 7/87-11

Parameter	TEF	Analytical Results pg/m3	Toxic Equivalents (pg/m3)
2,3,7,8-TCDD	1	< 0.044	< 0.044
1,2,3,7,8-PeCDD	1	< 0.099	< 0.099
1,2,3,4,7,8-HxCDD	0.03	< 0.12	< 0.004
1,2,3,6,7,8-HxCDD	0.03	< 0.12	< 0.004
1,2,3,7,8,9-HxCDD	0.03	< 0.12	< 0.004
1,2,3,4,6,7,8-HpCDD	0.03	1.2	0.036
2,3,7,8-TCDF	1	0.091	0.091
1,2,3,7,8-PeCDF	1	< 0.052	< 0.052
2,3,4,7,8-PeCDF	1	< 0.052	< 0.052
1,2,3,4,7,8-HxCDF	0.03	< 0.180	< 0.005
1,2,3,6,7,8-HxCDF	0.03	< 0.088	< 0.003
2,3,4,6,7,8-HxCDF	0.03	< 0.083	< 0.002
1,2,3,7,8,9-HxCDF	0.03	< 0.044	< 0.001
1,2,3,4,6,7,8-HpCDF	0.03	0.47	0.014
1,2,3,4,7,8,9-HpCDF	0.03	< 0.12	< 0.004

Detected TEF	0.141
Non-detected TEF	0.274
Maximum TEF	0.415

Site : Cal Trans
Season : Summer
Date : 7/28/88
Session : 4

SAMPLE ID : 7/88-53

Parameter	TEF	Analytical Results pg/m3	Toxic Equivalents (pg/m3)
2,3,7,8-TCDD	1	< 0.038	< 0.038
1,2,3,7,8-PeCDD	1	< 0.041	< 0.041
1,2,3,4,7,8-HxCDD	0.03	< 0.074	< 0.002
1,2,3,6,7,8-HxCDD	0.03	< 0.074	< 0.002
1,2,3,7,8,9-HxCDD	0.03	< 0.074	< 0.002
1,2,3,4,6,7,8-HpCDD	0.03	0.410	0.012
2,3,7,8-TCDF	1	< 0.033	< 0.033
1,2,3,7,8-PeCDF	1	< 0.038	< 0.038
2,3,4,7,8-PeCDF	1	< 0.038	< 0.038
1,2,3,4,7,8-HxCDF	0.03	< 0.051	< 0.002
1,2,3,6,7,8-HxCDF	0.03	< 0.051	< 0.002
2,3,4,6,7,8-HxCDF	0.03	< 0.051	< 0.002
1,2,3,7,8,9-HxCDF	0.03	< 0.051	< 0.002
1,2,3,4,6,7,8-HpCDF	0.03	0.210	0.006
1,2,3,4,7,8,9-HpCDF	0.03	< 0.079	< 0.002

Detected TEF	0.018
Non-detected TEF	0.204
Maximum TEF	0.222

Site : Reseda
Season : Summer
Date : 7/28/88
Session : 4

SAMPLE ID : 8/26-71

Parameter	TEF	Analytical Results pg/m3	Toxic Equivalents (pg/m3)
2,3,7,8-TCDD	1	< 0.018	< 0.018
1,2,3,7,8-PeCDD	1	< 0.056	< 0.056
1,2,3,4,7,8-HxCDD	0.03	0.074	0.002
1,2,3,6,7,8-HxCDD	0.03	0.056	0.002
1,2,3,7,8,9-HxCDD	0.03	0.280	0.008
1,2,3,4,6,7,8-HpCDD	0.03	8.400	0.252
2,3,7,8-TCDF	1	< 0.013	< 0.013
1,2,3,7,8-PeCDF	1	< 0.046	< 0.046
2,3,4,7,8-PeCDF	1	< 0.046	< 0.046
1,2,3,4,7,8-HxCDF	0.03	< 0.066	< 0.002
1,2,3,6,7,8-HxCDF	0.03	< 0.066	< 0.002
2,3,4,6,7,8-HxCDF	0.03	< 0.066	< 0.002
1,2,3,7,8,9-HxCDF	0.03	< 0.066	< 0.002
1,2,3,4,6,7,8-HpCDF	0.03	< 0.099	< 0.003
1,2,3,4,7,8,9-HpCDF	0.03	< 0.099	< 0.003

Detected TEF	0.264
Non-detected TEF	0.193
Maximum TEF	0.457

Site : El Toro
Season : Summer
Date : 7/28/88
Session : 4

SAMPLE ID : 8/26-88

Parameter	TEF	Analytical Results pg/m3	Toxic Equivalents (pg/m3)
2,3,7,8-TCDD	1	< 0.019	< 0.019
1,2,3,7,8-PeCDD	1	< 0.034	< 0.034
1,2,3,4,7,8-HxCDD	0.03	< 0.046	< 0.001
1,2,3,6,7,8-HxCDD	0.03	< 0.046	< 0.001
1,2,3,7,8,9-HxCDD	0.03	< 0.046	< 0.001
1,2,3,4,6,7,8-HpCDD	0.03	< 0.093	< 0.003
2,3,7,8-TCDF	1	< 0.012	< 0.012
1,2,3,7,8-PeCDF	1	< 0.036	< 0.036
2,3,4,7,8-PeCDF	1	< 0.036	< 0.036
1,2,3,4,7,8-HxCDF	0.03	< 0.036	< 0.001
1,2,3,6,7,8-HxCDF	0.03	< 0.036	< 0.001
2,3,4,6,7,8-HxCDF	0.03	< 0.036	< 0.001
1,2,3,7,8,9-HxCDF	0.03	< 0.036	< 0.001
1,2,3,4,6,7,8-HpCDF	0.03	< 0.046	< 0.001
1,2,3,4,7,8,9-HpCDF	0.03	< 0.046	< 0.001

Detected TEF	0.000
Non-detected TEF	0.149
Maximum TEF	0.149

Site : North Long Beach
Season : Summer
Date : 7/28/88
Session : 4

Parameter	TEF	Sample ID : 7/27-33 Analytical Results pg/m3	Sample ID : 7/27-33 Toxic Equivalents (pg/m3)	Sample ID : 7/87-18 Analytical Results pg/m3	Sample ID : 7/87-18 Toxic Equivalents (pg/m3)
2,3,7,8-TCDD	1	< 0.016	< 0.016	< 0.048	< 0.048
1,2,3,7,8-PeCDD	1	< 0.023	< 0.023	< 0.032	< 0.032
1,2,3,4,7,8-HxCDD	0.03	< 0.048	< 0.001	< 0.053	< 0.002
1,2,3,6,7,8-HxCDD	0.03	< 0.048	< 0.001	< 0.053	< 0.002
1,2,3,7,8,9-HxCDD	0.03	< 0.048	< 0.001	< 0.053	< 0.002
1,2,3,4,6,7,8-HpCDD	0.03	0.290	0.009	0.240	0.007
2,3,7,8-TCDF	1	< 0.016	< 0.016	< 0.032	< 0.032
1,2,3,7,8-PeCDF	1	< 0.061	< 0.061	< 0.061	< 0.061
2,3,4,7,8-PeCDF	1	< 0.061	< 0.061	< 0.061	< 0.061
1,2,3,4,7,8-HxCDF	0.03	< 0.032	< 0.001	< 0.043	< 0.001
1,2,3,6,7,8-HxCDF	0.03	< 0.032	< 0.001	< 0.043	< 0.001
2,3,4,6,7,8-HxCDF	0.03	< 0.032	< 0.001	< 0.043	< 0.001
1,2,3,7,8,9-HxCDF	0.03	< 0.032	< 0.001	< 0.043	< 0.001
1,2,3,4,6,7,8-HpCDF	0.03	< 0.077	< 0.002	< 0.045	< 0.001
1,2,3,4,7,8,9-HpCDF	0.03	< 0.077	< 0.002	< 0.045	< 0.001
Detected TEF			0.009		0.007
Non-detected TEF			0.188		0.246
Maximum TEF			0.197		0.253

Site : Carson
Season : Fall
Date : 9/27/88
Session : 5

Sample ID : 195

Parameter	TEF	Analytical Results pg/m3	Toxic Equivalents (pg/m3)
2,3,7,8-TCDD	1	< 0.039	< 0.039
1,2,3,7,8-PeCDD	1	< 0.009	< 0.009
1,2,3,4,7,8-HxCDD	0.03	< 0.015	< 0.000
1,2,3,6,7,8-HxCDD	0.03	< 0.015	< 0.000
1,2,3,7,8,9-HxCDD	0.03	< 0.015	< 0.000
1,2,3,4,6,7,8-HpCDD	0.03	0.19	0.006
2,3,7,8-TCDF	1	< 0.0066	< 0.007
1,2,3,7,8-PeCDF	1	< 0.015	< 0.015
2,3,4,7,8-PeCDF	1	< 0.0128	< 0.013
1,2,3,4,7,8-HxCDF	0.03	< 0.054	< 0.002
1,2,3,6,7,8-HxCDF	0.03	< 0.036	< 0.001
2,3,4,6,7,8-HxCDF	0.03	< 0.021	< 0.001
1,2,3,7,8,9-HxCDF	0.03	< 0.0054	< 0.000
1,2,3,4,6,7,8-HpCDF	0.03	0.20	0.006
1,2,3,4,7,8,9-HpCDF	0.03	< 0.024	< 0.001

Detected TEF	0.012
Non-detected TEF	0.088
Maximum TEF	0.099

Site : North Long Beach
Season : Fall
Date : 9/27/88
Session : 5

Sample ID : 7/27-33

Parameter	TEF	Analytical Results pg/m3	Toxic Equivalents (pg/m3)
2,3,7,8-TCDD	1	< 0.020	< 0.020
1,2,3,7,8-PeCDD	1	< 0.028	< 0.028
1,2,3,4,7,8-HxCDD	0.03	< 0.028	< 0.001
1,2,3,6,7,8-HxCDD	0.03	< 0.028	< 0.001
1,2,3,7,8,9-HxCDD	0.03	< 0.028	< 0.001
1,2,3,4,6,7,8-HpCDD	0.03	0.280	0.008
2,3,7,8-TCDF	1	0.020	0.020
1,2,3,7,8-PeCDF	1	< 0.022	< 0.022
2,3,4,7,8-PeCDF	1	< 0.031	< 0.031
1,2,3,4,7,8-HxCDF	0.03	< 0.012	< 0.000
1,2,3,6,7,8-HxCDF	0.03	< 0.031	< 0.001
2,3,4,6,7,8-HxCDF	0.03	< 0.028	< 0.001
1,2,3,7,8,9-HxCDF	0.03	< 0.012	< 0.000
1,2,3,4,6,7,8-HpCDF	0.03	0.18	0.005
1,2,3,4,7,8,9-HpCDF	0.03	< 0.046	< 0.001

Detected TEF	0.033
Non-detected TEF	0.107
Maximum TEF	0.140

Site : El Toro
Season : Fall
Date : 9/27/88
Session : 5

Sample ID : 7/88-53

Parameter	TEF	Analytical Results pg/m3	Toxic Equivalents (pg/m3)
2,3,7,8-TCDD	1	< 0.051	< 0.051
1,2,3,7,8-PeCDD	1	< 0.0062	< 0.006
1,2,3,4,7,8-HxCDD	0.03	< 0.021	< 0.001
1,2,3,6,7,8-HxCDD	0.03	< 0.021	< 0.001
1,2,3,7,8,9-HxCDD	0.03	< 0.021	< 0.001
1,2,3,4,6,7,8-HpCDD	0.03	0.17	0.005
2,3,7,8-TCDF	1	0.015	0.015
1,2,3,7,8-PeCDF	1	< 0.018	< 0.018
2,3,4,7,8-PeCDF	1	< 0.0113	< 0.011
1,2,3,4,7,8-HxCDF	0.03	< 0.030	< 0.001
1,2,3,6,7,8-HxCDF	0.03	< 0.019	< 0.001
2,3,4,6,7,8-HxCDF	0.03	< 0.018	< 0.001
1,2,3,7,8,9-HxCDF	0.03	< 0.027	< 0.001
1,2,3,4,6,7,8-HpCDF	0.03	0.132	0.004
1,2,3,4,7,8,9-HpCDF	0.03	< 0.049	< 0.001

Detected TEF	0.024
Non-detected TEF	0.094
Maximum TEF	0.118

Site : San Bernardino
Season : Fall
Date : 9/27/88
Session : 5

Sample ID : 7/87-18

Parameter	TEF	Analytical Results pg/m3	Toxic Equivalents (pg/m3)
2,3,7,8-TCDD	1	< 0.0106	< 0.011
1,2,3,7,8-PeCDD	1	< 0.048	< 0.048
1,2,3,4,7,8-HxCDD	0.03	< 0.076	< 0.002
1,2,3,6,7,8-HxCDD	0.03	< 0.063	< 0.002
1,2,3,7,8,9-HxCDD	0.03	< 0.066	< 0.002
1,2,3,4,6,7,8-HpCDD	0.03	0.429	0.013
2,3,7,8-TCDF	1	0.024	0.024
1,2,3,7,8-PeCDF	1	< 0.035	< 0.035
2,3,4,7,8-PeCDF	1	< 0.035	< 0.035
1,2,3,4,7,8-HxCDF	0.03	0.081	0.002
1,2,3,6,7,8-HxCDF	0.03	< 0.035	< 0.001
2,3,4,6,7,8-HxCDF	0.03	< 0.033	< 0.001
1,2,3,7,8,9-HxCDF	0.03	< 0.033	< 0.001
1,2,3,4,6,7,8-HpCDF	0.03	0.404	0.012
1,2,3,4,7,8,9-HpCDF	0.03	< 0.086	< 0.003

Detected TEF	0.051
Non-detected TEF	0.141
Maximum TEF	0.192

Site : Reseda
Season : Fall
Date : 9/27/88
Session : 5

Sample ID : 100

Parameter	TEF	Analytical Results pg/m3	Toxic Equivalents (pg/m3)
2,3,7,8-TCDD	1	< 0.019	< 0.019
1,2,3,7,8-PeCDD	1	< 0.036	< 0.036
1,2,3,4,7,8-HxCDD	0.03	< 0.025	< 0.001
1,2,3,6,7,8-HxCDD	0.03	< 0.084	< 0.003
1,2,3,7,8,9-HxCDD	0.03	< 0.025	< 0.001
1,2,3,4,6,7,8-HpCDD	0.03	0.452	0.014
2,3,7,8-TCDF	1	0.045	0.045
1,2,3,7,8-PeCDF	1	< 0.022	< 0.022
2,3,4,7,8-PeCDF	1	< 0.042	< 0.042
1,2,3,4,7,8-HxCDF	0.03	< 0.068	< 0.002
1,2,3,6,7,8-HxCDF	0.03	< 0.042	< 0.001
2,3,4,6,7,8-HxCDF	0.03	< 0.027	< 0.001
1,2,3,7,8,9-HxCDF	0.03	< 0.0097	< 0.000
1,2,3,4,6,7,8-HpCDF	0.03	< 0.027	< 0.001
1,2,3,4,7,8,9-HpCDF	0.03	< 0.027	< 0.001

Detected TEF	0.059
Non-detected TEF	0.130
Maximum TEF	0.189

Site : West Long Beach
Season : Fall
Date : 9/27/88
Session : 5

Sample ID : 7/87-22

Parameter	TEF	Analytical Results pg/m3	Toxic Equivalents (pg/m3)
2,3,7,8-TCDD	1	< 0.0129	< 0.013
1,2,3,7,8-PeCDD	1	< 0.038	< 0.038
1,2,3,4,7,8-HxCDD	0.03	< 0.038	< 0.001
1,2,3,6,7,8-HxCDD	0.03	< 0.0172	< 0.001
1,2,3,7,8,9-HxCDD	0.03	< 0.0172	< 0.001
1,2,3,4,6,7,8-HpCDD	0.03	0.271	0.008
2,3,7,8-TCDF	1	0.0172	0.017
1,2,3,7,8-PeCDF	1	< 0.0183	< 0.018
2,3,4,7,8-PeCDF	1	< 0.0090	< 0.009
1,2,3,4,7,8-HxCDF	0.03	< 0.077	< 0.002
1,2,3,6,7,8-HxCDF	0.03	< 0.054	< 0.002
2,3,4,6,7,8-HxCDF	0.03	< 0.032	< 0.001
1,2,3,7,8,9-HxCDF	0.03	< 0.036	< 0.001
1,2,3,4,6,7,8-HpCDF	0.03	0.113	0.003
1,2,3,4,7,8,9-HpCDF	0.03	< 0.0136	< 0.000

Detected TEF	0.028
Non-detected TEF	0.087
Maximum TEF	0.115

Site : Cal Trans
Season : Fall
Date : 9/27/88
Session : 5

Sample ID : SN 32267

Parameter	TEF	Analytical Results pg/m3	Toxic Equivalents (pg/m3)
2,3,7,8-TCDD	1	< 0.016	< 0.016
1,2,3,7,8-PeCDD	1	< 0.0125	< 0.012
1,2,3,4,7,8-HxCDD	0.03	< 0.023	< 0.001
1,2,3,6,7,8-HxCDD	0.03	0.065	0.002
1,2,3,7,8,9-HxCDD	0.03	< 0.023	< 0.001
1,2,3,4,6,7,8-HpCDD	0.03	0.869	0.026
2,3,7,8-TCDF	1	0.21	0.206
1,2,3,7,8-PeCDF	1	< 0.106	< 0.106
2,3,4,7,8-PeCDF	1	0.15	0.149
1,2,3,4,7,8-HxCDF	0.03	< 0.15	< 0.005
1,2,3,6,7,8-HxCDF	0.03	< 0.092	< 0.003
2,3,4,6,7,8-HxCDF	0.03	< 0.103	< 0.003
1,2,3,7,8,9-HxCDF	0.03	< 0.018	< 0.001
1,2,3,4,6,7,8-HpCDF	0.03	1.58	0.047
1,2,3,4,7,8,9-HpCDF	0.03	< 0.14	< 0.004

Detected TEF	0.430
Non-detected TEF	0.152
Maximum TEF	0.582

Site : North Long Beach
Season : Fall
Date : 11/5/88
Session : 6B

Sample ID : B1-132

Parameter	TEF	Analytical Results pg/m3	Toxic Equivalents (pg/m3)
2,3,7,8-TCDD	1	< 0.0112	< 0.011
1,2,3,7,8-PeCDD	1	< 0.0213	< 0.021
1,2,3,4,7,8-HxCDD	0.03	< 0.0355	< 0.001
1,2,3,6,7,8-HxCDD	0.03	< 0.0535	< 0.002
1,2,3,7,8,9-HxCDD	0.03	< 0.0508	< 0.002
1,2,3,4,6,7,8-HpCDD	0.03	0.2300	0.007
2,3,7,8-TCDF	1	0.0109	0.011
1,2,3,7,8-PeCDF	1	< 0.0396	< 0.040
2,3,4,7,8-PeCDF	1	< 0.0437	< 0.044
1,2,3,4,7,8-HxCDF	0.03	< 0.0655	< 0.002
1,2,3,6,7,8-HxCDF	0.03	< 0.0655	< 0.002
2,3,4,6,7,8-HxCDF	0.03	< 0.0655	< 0.002
1,2,3,7,8,9-HxCDF	0.03	< 0.0459	< 0.001
1,2,3,4,6,7,8-HpCDF	0.03	0.2500	0.008
1,2,3,4,7,8,9-HpCDF	0.03	< 0.0625	< 0.002

Data represents combination of seperate filter/ foam analyses.	Detected TEF	0.026
	Non-detected TEF	0.130
	Maximum TEF	0.156

Site : San Bernardino
Season : Spring
Date : 3/29/89
Session : 7

Sample ID : SP-78

Parameter	TEF	Analytical Results pg/m3	Toxic Equivalents (pg/m3)
2,3,7,8-TCDD	1	< 0.012	< 0.012
1,2,3,7,8-PeCDD	1	< 0.930	< 0.930
1,2,3,4,7,8-HxCDD	0.03	< 0.064	< 0.002
1,2,3,6,7,8-HxCDD	0.03	< 0.043	< 0.001
1,2,3,7,8,9-HxCDD	0.03	< 0.053	< 0.002
1,2,3,4,6,7,8-HpCDD	0.03	0.21	0.006
2,3,7,8-TCDF	1	0.027	0.027
1,2,3,7,8-PeCDF	1	< 0.027	< 0.027
2,3,4,7,8-PeCDF	1	< 0.019	< 0.019
1,2,3,4,7,8-HxCDF	0.03	< 0.048	< 0.001
1,2,3,6,7,8-HxCDF	0.03	< 0.043	< 0.001
2,3,4,6,7,8-HxCDF	0.03	< 0.077	< 0.002
1,2,3,7,8,9-HxCDF	0.03	< 0.205	< 0.006
1,2,3,4,6,7,8-HpCDF	0.03	< 0.032	< 0.001
1,2,3,4,7,8,9-HpCDF	0.03	< 0.032	< 0.001

Detected TEF	0.033
Non-detected TEF	1.005
Maximum TEF	1.038

Site : Carson
Season : Spring
Date : 3/29/89
Session : 7

Sample ID : SP-67

Parameter	TEF	Analytical Results pg/m3	Toxic Equivalents (pg/m3)
2,3,7,8-TCDD	1	< 0.022	< 0.022
1,2,3,7,8-PeCDD	1	< 0.054	< 0.054
1,2,3,4,7,8-HxCDD	0.03	< 0.025	< 0.001
1,2,3,6,7,8-HxCDD	0.03	< 0.025	< 0.001
1,2,3,7,8,9-HxCDD	0.03	< 0.019	< 0.001
1,2,3,4,6,7,8-HpCDD	0.03	0.22	0.007
2,3,7,8-TCDF	1	0.024	0.024
1,2,3,7,8-PeCDF	1	< 0.010	< 0.010
2,3,4,7,8-PeCDF	1	< 0.010	< 0.010
1,2,3,4,7,8-HxCDF	0.03	< 0.038	< 0.001
1,2,3,6,7,8-HxCDF	0.03	< 0.030	< 0.001
2,3,4,6,7,8-HxCDF	0.03	< 0.014	< 0.000
1,2,3,7,8,9-HxCDF	0.03	< 0.014	< 0.000
1,2,3,4,6,7,8-HpCDF	0.03	< 0.040	< 0.001
1,2,3,4,7,8,9-HpCDF	0.03	< 0.040	< 0.001

Detected TEF	0.031
Non-detected TEF	0.103
Maximum TEF	0.134

Site : West Long Beach
Season : Spring
Date : 3/29/89
Session : 7

Sample ID : SP-22

Parameter	TEF	Analytical Results pg/m3	Toxic Equivalents (pg/m3)
2,3,7,8-TCDD	1	0.0086	0.009
1,2,3,7,8-PeCDD	1	< 0.088	< 0.088
1,2,3,4,7,8-HxCDD	0.03	< 0.038	< 0.001
1,2,3,6,7,8-HxCDD	0.03	< 0.032	< 0.001
1,2,3,7,8,9-HxCDD	0.03	< 0.040	< 0.001
1,2,3,4,6,7,8-HpCDD	0.03	0.402	0.012
2,3,7,8-TCDF	1	0.482	0.482
1,2,3,7,8-PeCDF	1	0.022	0.022
2,3,4,7,8-PeCDF	1	< 0.013	< 0.013
1,2,3,4,7,8-HxCDF	0.03	< 0.029	< 0.001
1,2,3,6,7,8-HxCDF	0.03	< 0.070	< 0.002
2,3,4,6,7,8-HxCDF	0.03	< 0.086	< 0.003
1,2,3,7,8,9-HxCDF	0.03	< 0.086	< 0.003
1,2,3,4,6,7,8-HpCDF	0.03	< 0.043	< 0.001
1,2,3,4,7,8,9-HpCDF	0.03	< 0.043	< 0.001

Detected TEF	0.525
Non-detected TEF	0.115
Maximum TEF	0.640

Site : Cal Trans
Season : Spring
Date : 3/29/89
Session : 7

Sample ID : SP-85

Parameter	TEF	Analytical Results pg/m3	Toxic Equivalents (pg/m3)
2,3,7,8-TCDD	1	0.034	0.034
1,2,3,7,8-PeCDD	1	< 0.019	< 0.019
1,2,3,4,7,8-HxCDD	0.03	< 0.0078	< 0.000
1,2,3,6,7,8-HxCDD	0.03	< 0.036	< 0.001
1,2,3,7,8,9-HxCDD	0.03	< 0.045	< 0.001
1,2,3,4,6,7,8-HpCDD	0.03	0.420	0.013
2,3,7,8-TCDF	1	0.045	0.045
1,2,3,7,8-PeCDF	1	0.036	0.036
2,3,4,7,8-PeCDF	1	< 0.014	< 0.014
1,2,3,4,7,8-HxCDF	0.03	< 0.039	< 0.001
1,2,3,6,7,8-HxCDF	0.03	< 0.031	< 0.001
2,3,4,6,7,8-HxCDF	0.03	< 0.039	< 0.001
1,2,3,7,8,9-HxCDF	0.03	< 0.0031	< 0.000
1,2,3,4,6,7,8-HpCDF	0.03	0.15	0.004
1,2,3,4,7,8,9-HpCDF	0.03	0.016	0.000
	Detected TEF		0.132
	Non-detected TEF		0.038
	Maximum TEF		0.170

Site : Reseda
Season : Spring
Date : 3/29/89
Session : 7

Parameter	TEF	Sample ID : SP-100 Analytical Results pg/m3	Sample ID : SP-100 Toxic Equivalents (pg/m3)	Sample ID : SP-195 Analytical Results pg/m3	Sample ID : SP-195 Toxic Equivalents (pg/m3)
2,3,7,8-TCDD	1	< 0.015	< 0.015	< 0.015	< 0.015
1,2,3,7,8-PeCDD	1	< 0.0090	< 0.009	< 0.012	< 0.012
1,2,3,4,7,8-HxCDD	0.03	< 0.011	< 0.000	< 0.014	< 0.000
1,2,3,6,7,8-HxCDD	0.03	< 0.011	< 0.000	< 0.014	< 0.000
1,2,3,7,8,9-HxCDD	0.03	< 0.011	< 0.000	< 0.014	< 0.000
1,2,3,4,6,7,8-HpCDD	0.03	0.13	0.004	0.11	0.003
2,3,7,8-TCDF	1	0.037	0.037	0.029	0.029
1,2,3,7,8-PeCDF	1	< 0.012	< 0.012	< 0.0077	< 0.008
2,3,4,7,8-PeCDF	1	< 0.012	< 0.012	< 0.0071	< 0.007
1,2,3,4,7,8-HxCDF	0.03	< 0.018	< 0.001	< 0.020	< 0.001
1,2,3,6,7,8-HxCDF	0.03	< 0.015	< 0.000	< 0.016	< 0.000
2,3,4,6,7,8-HxCDF	0.03	< 0.015	< 0.000	< 0.021	< 0.001
1,2,3,7,8,9-HxCDF	0.03	< 0.0039	< 0.000	< 0.0071	< 0.000
1,2,3,4,6,7,8-HpCDF	0.03	0.059	0.002	0.048	0.001
1,2,3,4,7,8,9-HpCDF	0.03	< 0.0079	< 0.000	< 0.0062	< 0.000
Detected TEF			0.043		0.033
Non-detected TEF			0.049		0.044
Maximum TEF			0.092		0.077

Site : North Long Beach
Season : Spring
Date : 3/29/89
Session : 7

Sample ID : SP-129

Parameter	TEF	Analytical Results pg/m3	Toxic Equivalents (pg/m3)
2,3,7,8-TCDD	1	< 0.031	< 0.031
1,2,3,7,8-PeCDD	1	< 0.013	< 0.013
1,2,3,4,7,8-HxCDD	0.03	< 0.037	< 0.001
1,2,3,6,7,8-HxCDD	0.03	< 0.037	< 0.001
1,2,3,7,8,9-HxCDD	0.03	< 0.029	< 0.001
1,2,3,4,6,7,8-HpCDD	0.03	0.190	0.006
2,3,7,8-TCDF	1	0.011	0.011
1,2,3,7,8-PeCDF	1	< 0.015	< 0.015
2,3,4,7,8-PeCDF	1	< 0.015	< 0.015
1,2,3,4,7,8-HxCDF	0.03	< 0.036	< 0.001
1,2,3,6,7,8-HxCDF	0.03	< 0.025	< 0.001
2,3,4,6,7,8-HxCDF	0.03	< 0.020	< 0.001
1,2,3,7,8,9-HxCDF	0.03	< 0.020	< 0.001
1,2,3,4,6,7,8-HpCDF	0.03	0.038	0.001
1,2,3,4,7,8,9-HpCDF	0.03	< 0.025	< 0.001

Results represent sum of individual filter/foam analyses.	Detected TEF	0.018
	Non-detected TEF	0.082
	Maximum TEF	0.100

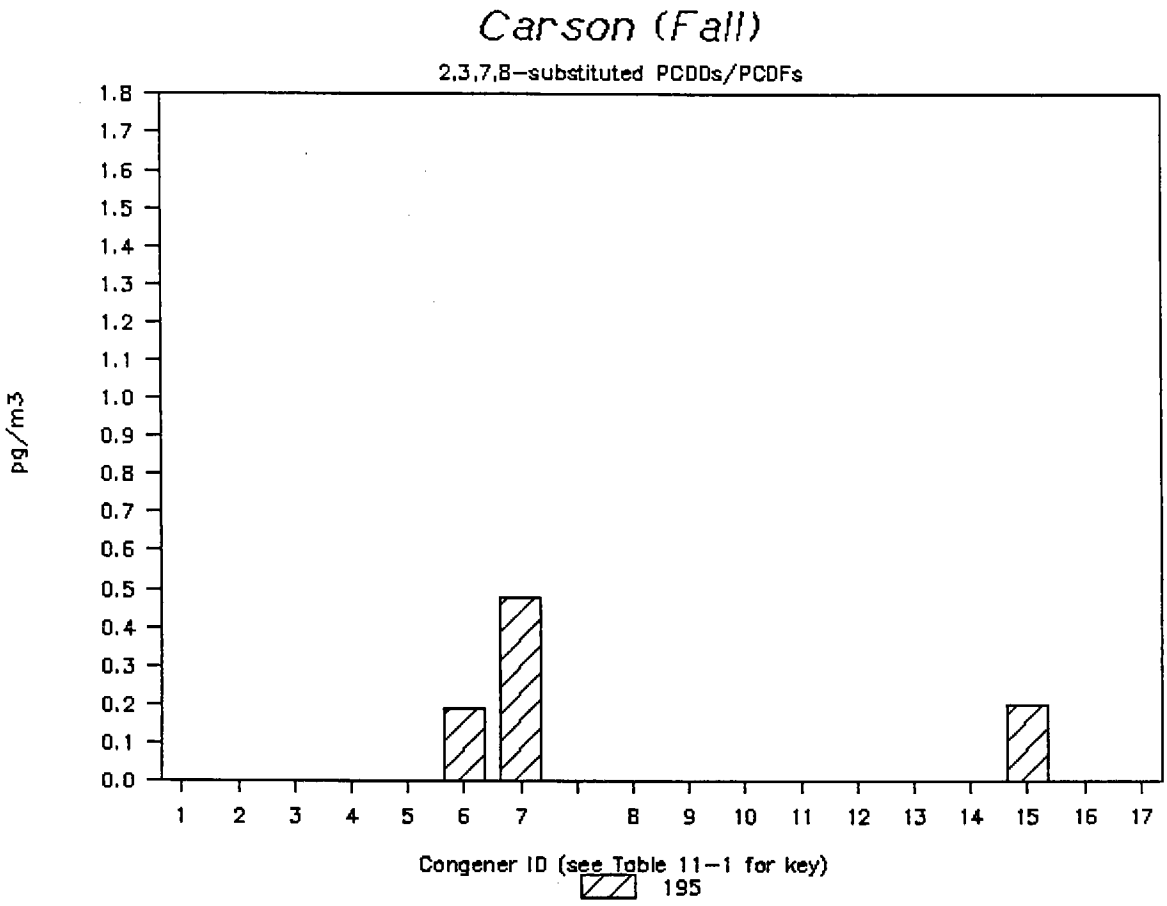
Carson (Fall)
2,3,7,8-substituted PCDDs/PCDFs
pg/m3
1.8
1.7
1.6
1.5
1.4
1.3
1.2
1.1
1.0
0.9
0.8
0.7
0.6
0.5
0.4
0.3
0.2
0.1
0.0
1 2 3 4 5 6 7 8 9 10 11 12 13 14 15 16 17
Congener ID (see Table 11-1 for key)
195

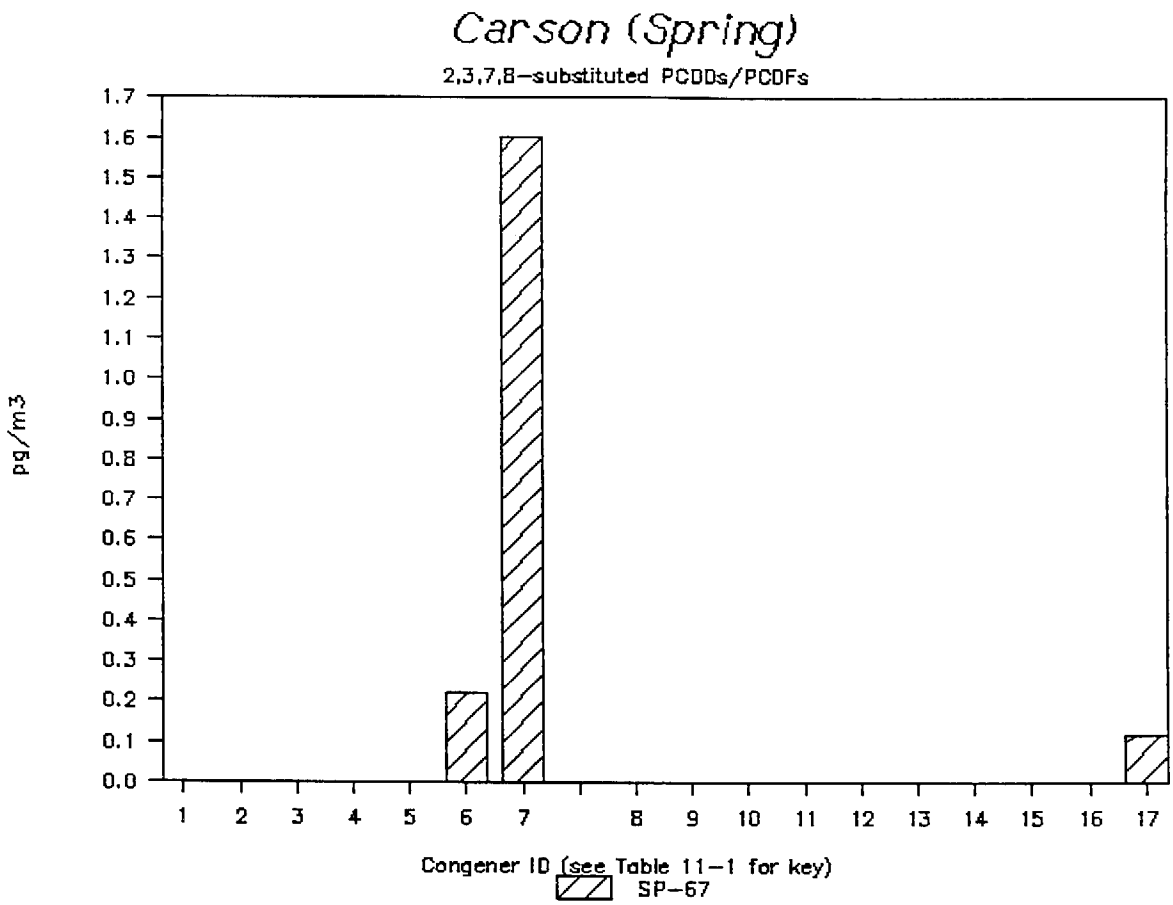
Carson (Spring)
2,3,7,8-substituted PCDDs/PCDFs
pg/m3
1.7
1.6
1.5
1.4
1.3
1.2
1.1
1.0
0.9
0.8
0.7
0.6
0.5
0.4
0.3
0.2
0.1
0.0
1 2 3 4 5 6 7 8 9 10 11 12 13 14 15 16 17
Congener ID (see Table 11-1 for key)
SP-67


Commerce (Winter)
2,3,7,8-substituted PCDDs/PCDFs
pg/m3
2.8
2.6
2.4
2.2
2.0
1.8
1.6
1.4
1.2
1.0
0.8
0.6
0.4
0.2
0.0
1 2 3 4 5 6 7 8 9 10 11 12 13 14 15 16 17
Congener ID (see Table 11-1 for key)
7/87-29

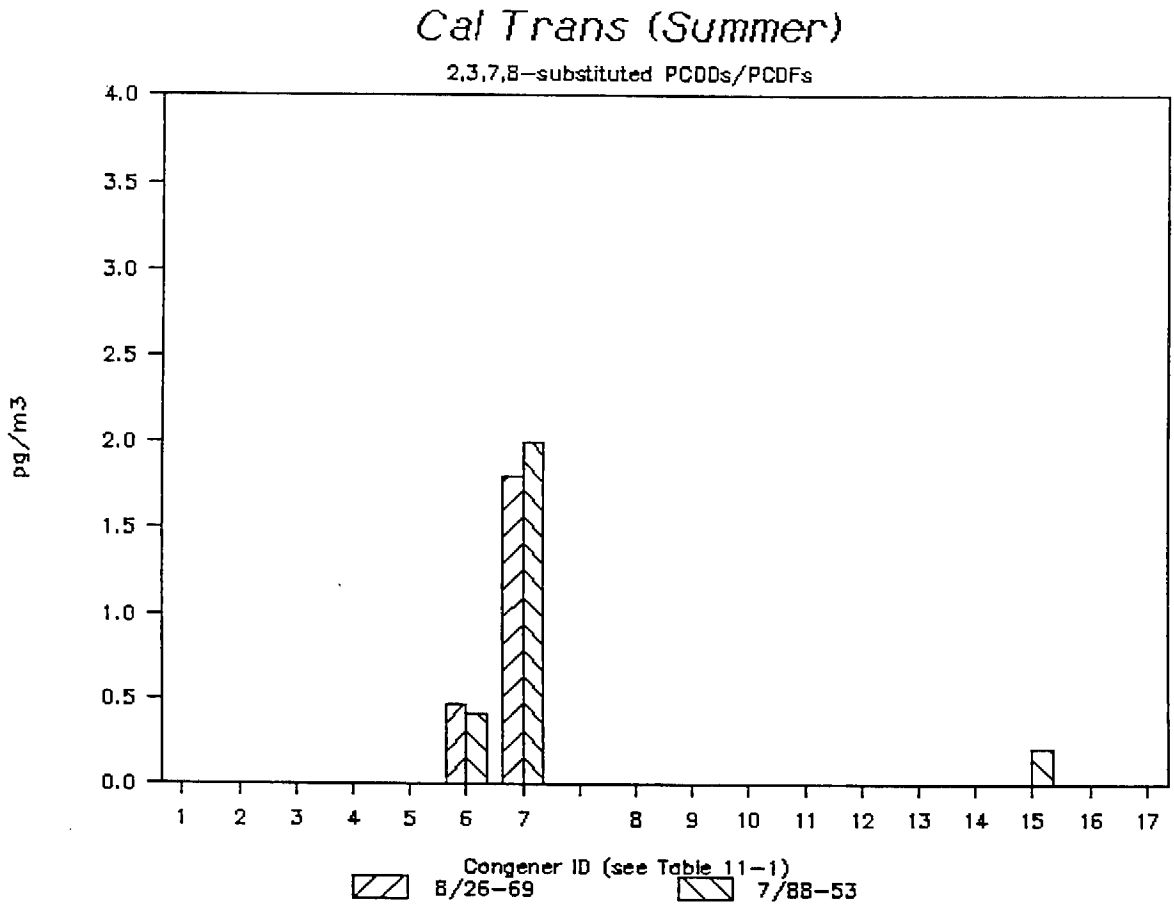
Cal Trans (Summer)
2,3,7,8-substituted PCDDs/PCDFs
pg/m3
4.0
3.5
3.0
2.5
2.0
1.5
1.0
0.5
0.0
1 2 3 4 5 6 7 8 9 10 11 12 13 14 15 16 17
Congener ID (see Table 11-1)
8/26-69
7/88-53

APPENDIX D

GRAPHICAL REPRESENTATIONS OF AMBIENT 2,3,7,8-SUBSTITUTED PCDDs/PCDFs DATA

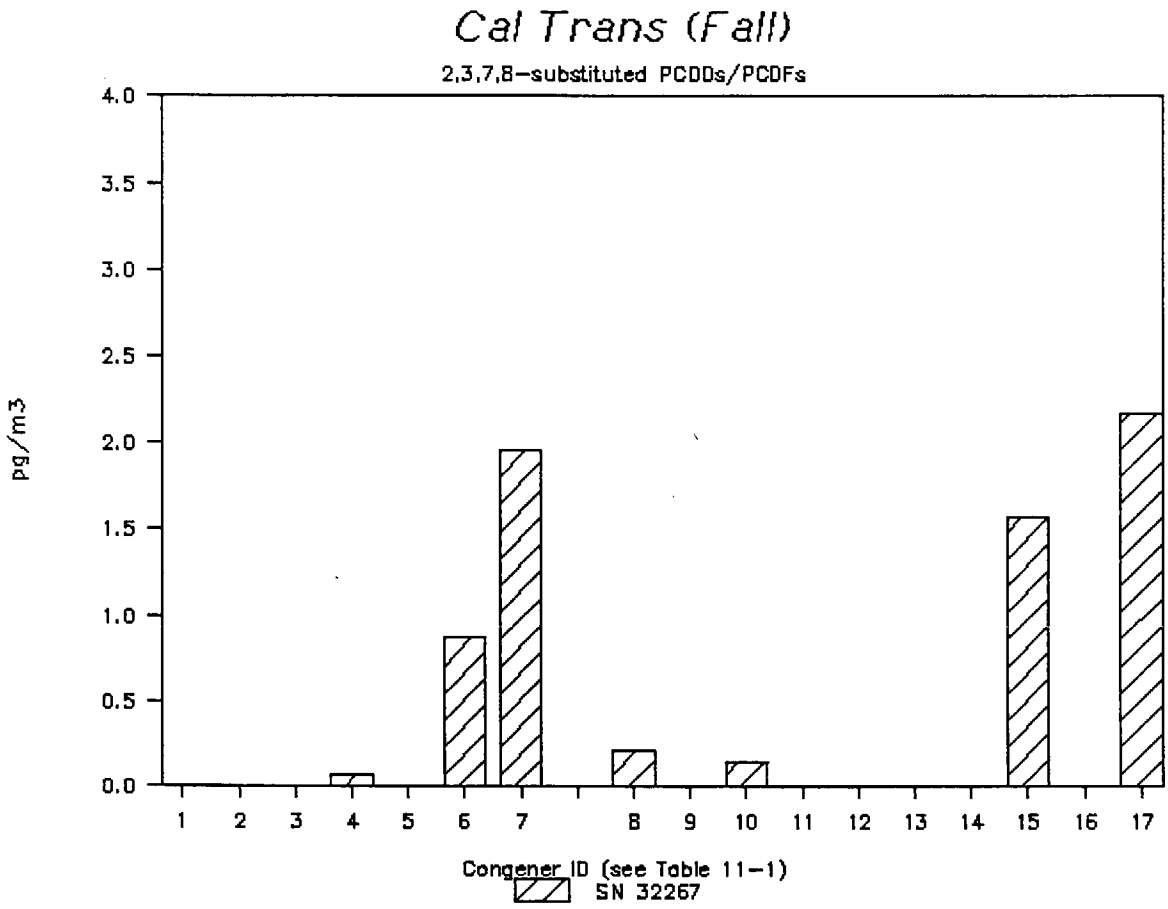
Cal Trans (Fall)
2,3,7,8-substituted PCDDs/PCDFs
pg/m3
4.0
3.5
3.0
2.5
2.0
1.5
1.0
0.5
0.0
1 2 3 4 5 6 7 8 9 10 11 12 13 14 15 16 17
Congener ID (see Table 11-1)
SN 32267

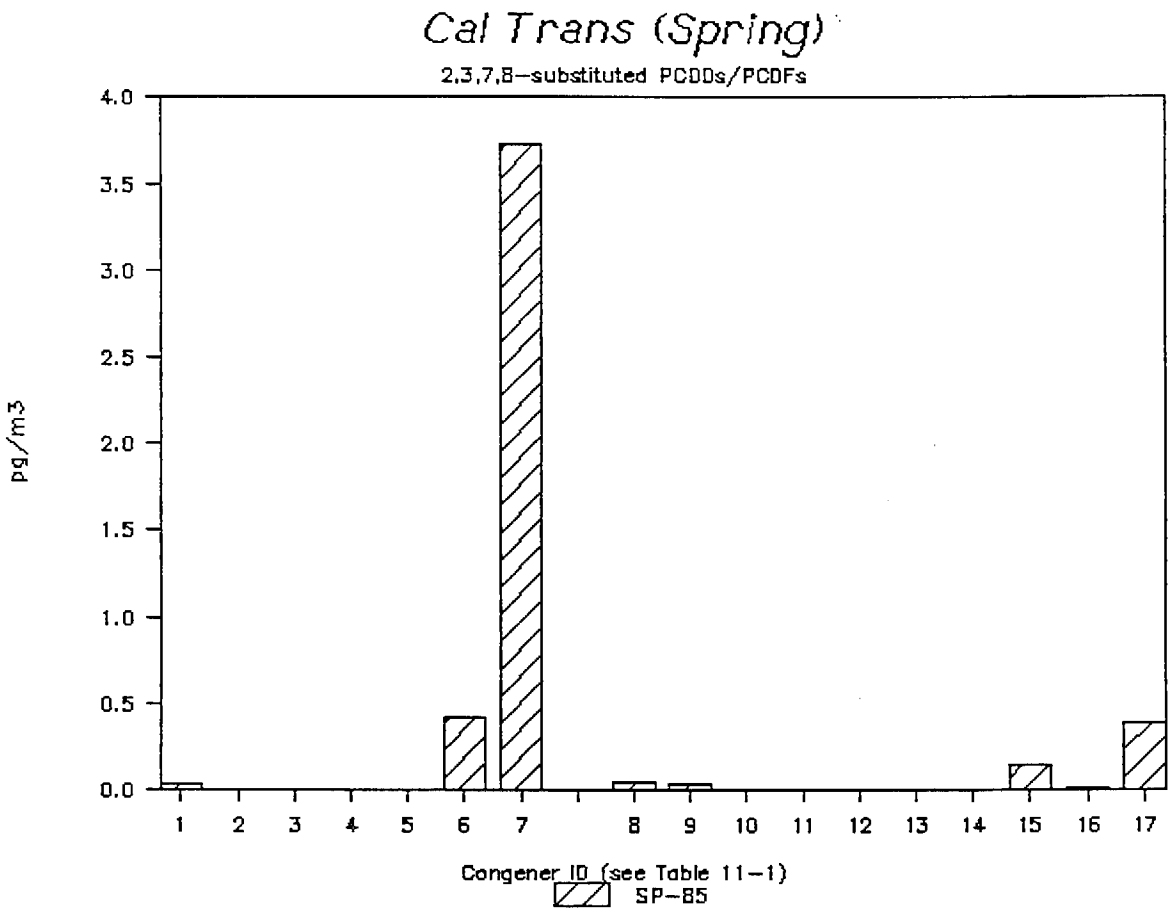
Cal Trans (Spring)
2,3,7,8-substituted PCDDs/PCDFs
pg/m3
4.0
3.5
3.0
2.5
2.0
1.5
1.0
0.5
0.0
1
2
3
4
5
6
7
8
9
10
11
12
13
14
15
16
17
Congener ID (see Table 11-1)
SP-85

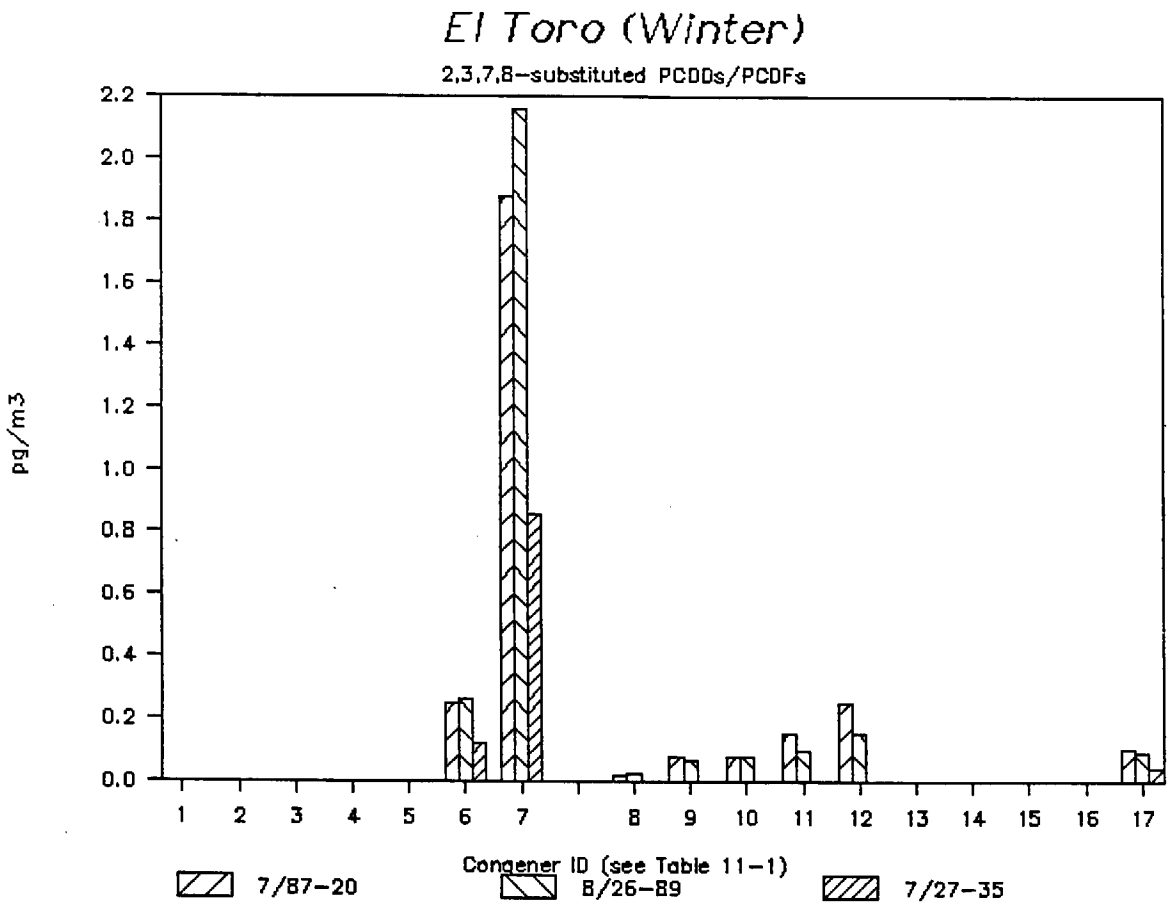
El Toro (Winter)
2,3,7,8-substituted PCDDs/PCDFs
pg/m3
2.2
2.0
1.8
1.6
1.4
1.2
1.0
0.8
0.6
0.4
0.2
0.0
1 2 3 4 5 6 7 8 9 10 11 12 13 14 15 16 17
Congener ID (see Table 11-1)
7/87-20
8/26-89
7/27-35

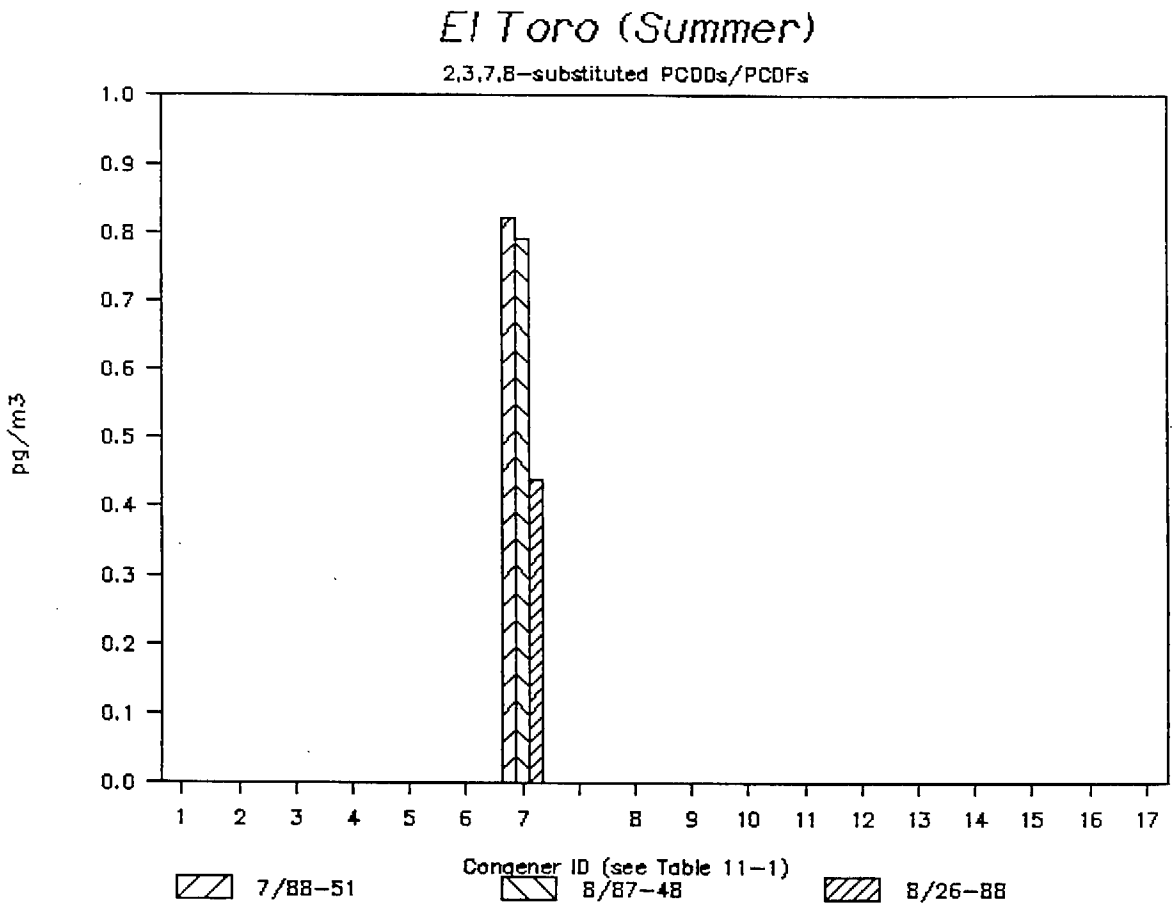
El Toro (Summer)
2,3,7,8-substituted PCDDs/PCDFs
pg/m3
1.0
0.9
0.8
0.7
0.6
0.5
0.4
0.3
0.2
0.1
0.0
1 2 3 4 5 6 7 8 9 10 11 12 13 14 15 16 17
Congener ID (see Table 11-1)
7/88-51
8/87-48
8/26-88

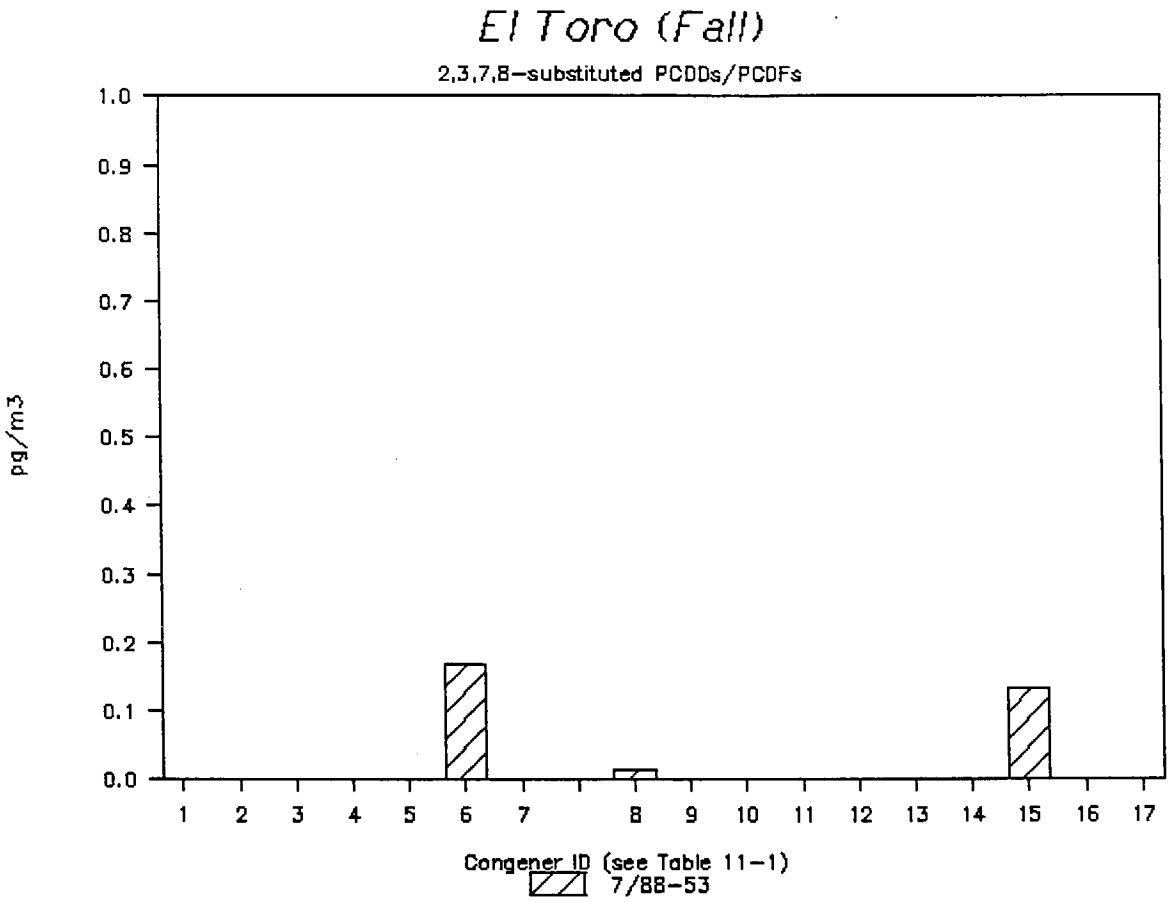
El Toro (Fall)
2,3,7,8-substituted PCDDs/PCDFs
pg/m3
1.0
0.9
0.8
0.7
0.6
0.5
0.4
0.3
0.2
0.1
0.0
1 2 3 4 5 6 7 8 9 10 11 12 13 14 15 16 17
Congener ID (see Table 11-1)
7/88-53

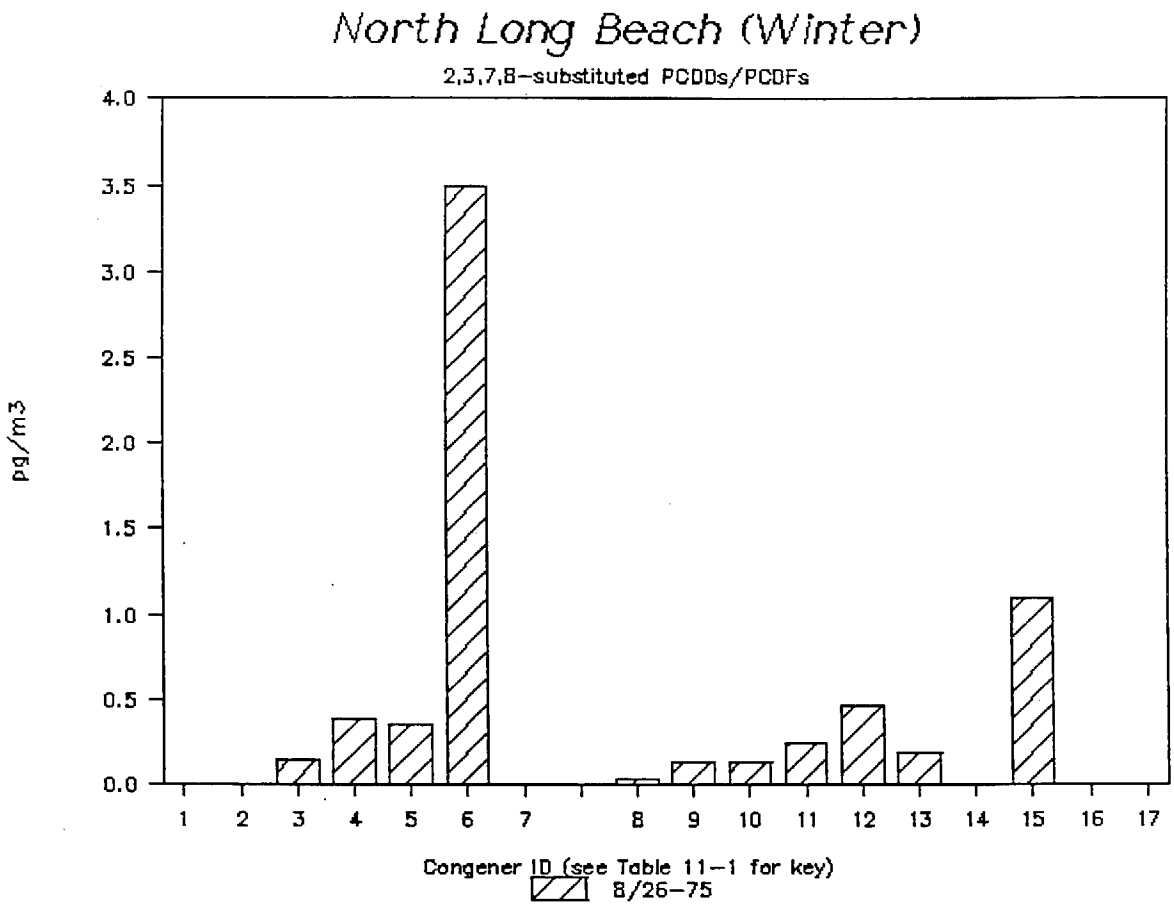
North Long Beach (Winter)
2,3,7,8-substituted PCDDs/PCDFs
pg/m3
4.0
3.5
3.0
2.5
2.0
1.5
1.0
0.5
0.0
1 2 3 4 5 6 7 8 9 10 11 12 13 14 15 16 17
Congener ID (see Table 11-1 for key)
8/26-75

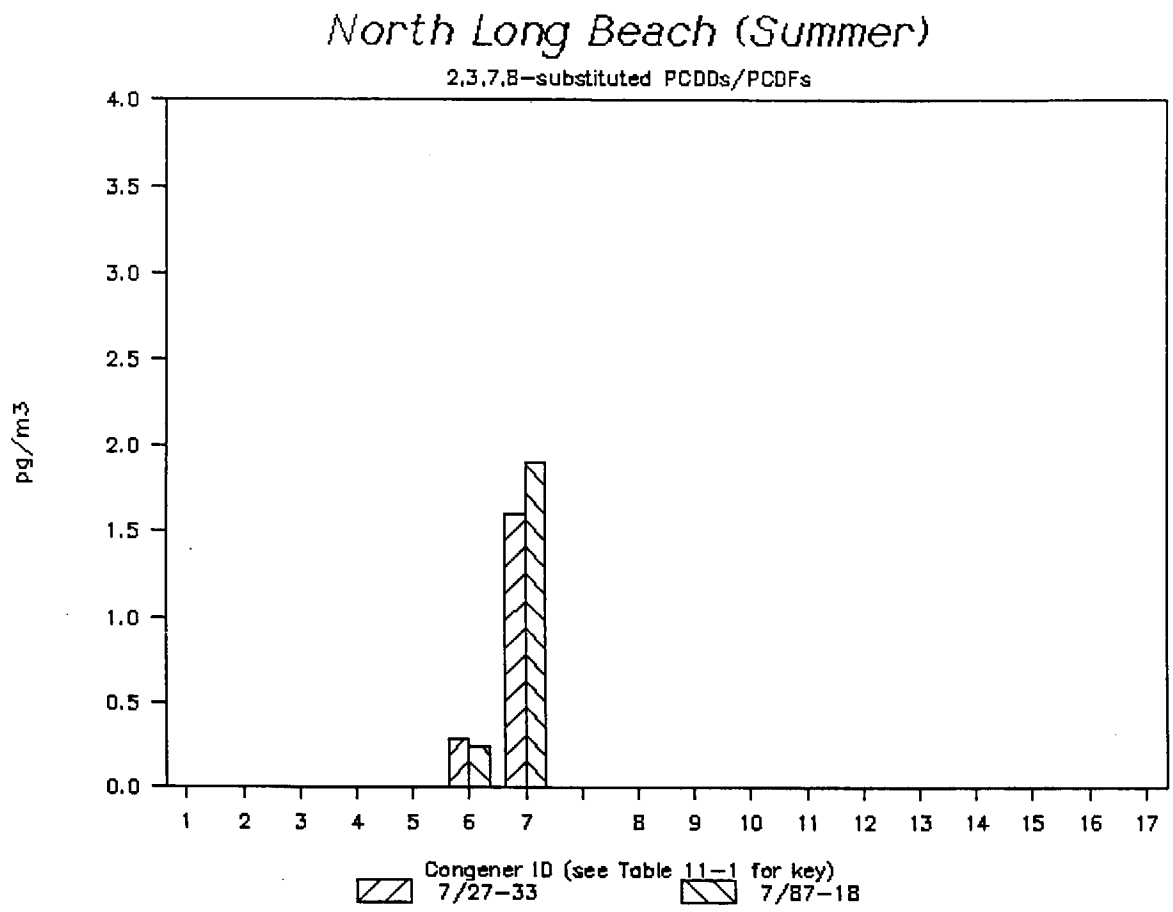
North Long Beach (Summer)
2,3,7,8-substituted PCDDs/PCDFs
pg/m3
4.0
3.5
3.0
2.5
2.0
1.5
1.0
0.5
0.0
1 2 3 4 5 6 7 8 9 10 11 12 13 14 15 16 17
Congener ID (see Table 11-1 for key)
7/27-33
7/87-18

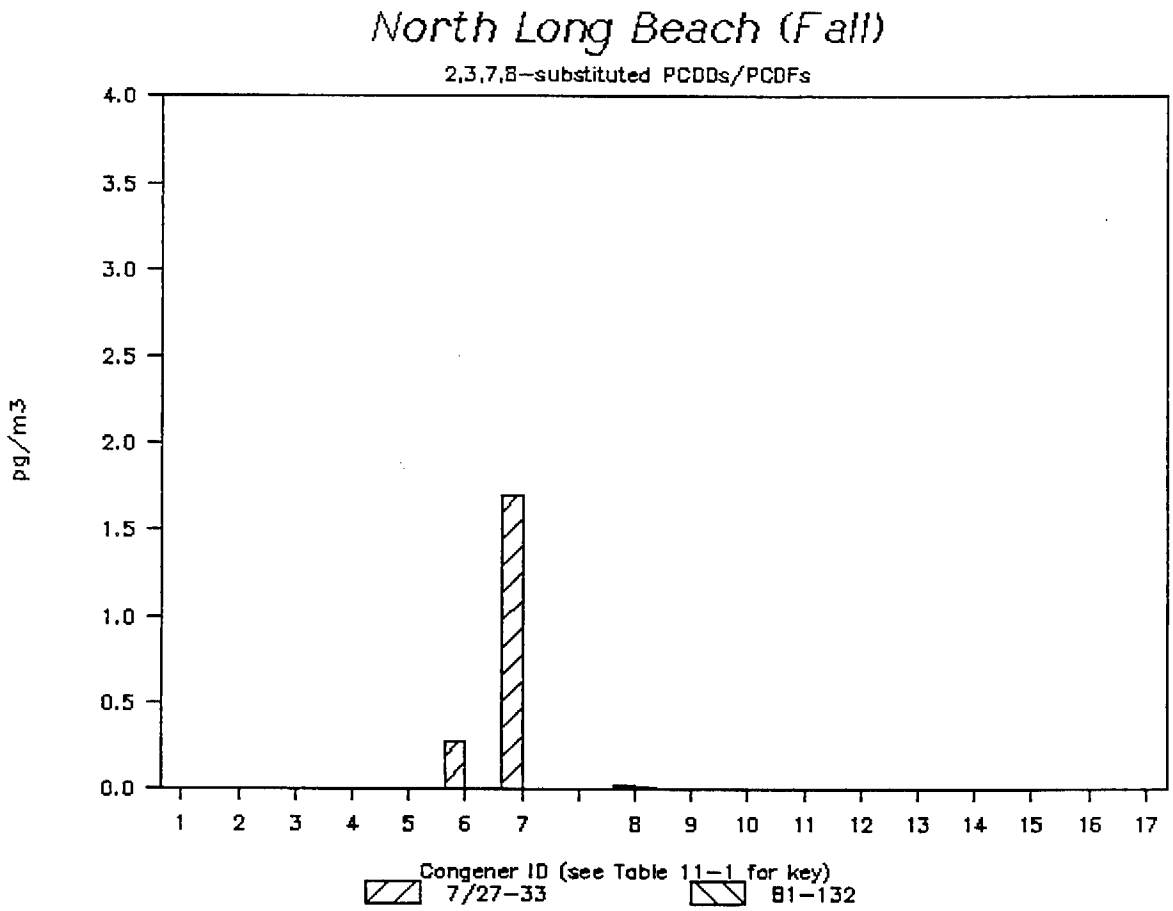
North Long Beach (Fall)
2,3,7,8-substituted PCDDs/PCDFs
pg/m3
4.0
3.5
3.0
2.5
2.0
1.5
1.0
0.5
0.0
1 2 3 4 5 6 7 8 9 10 11 12 13 14 15 16 17
Congener ID (see Table 11-1 for key)
7/27-33
81-132

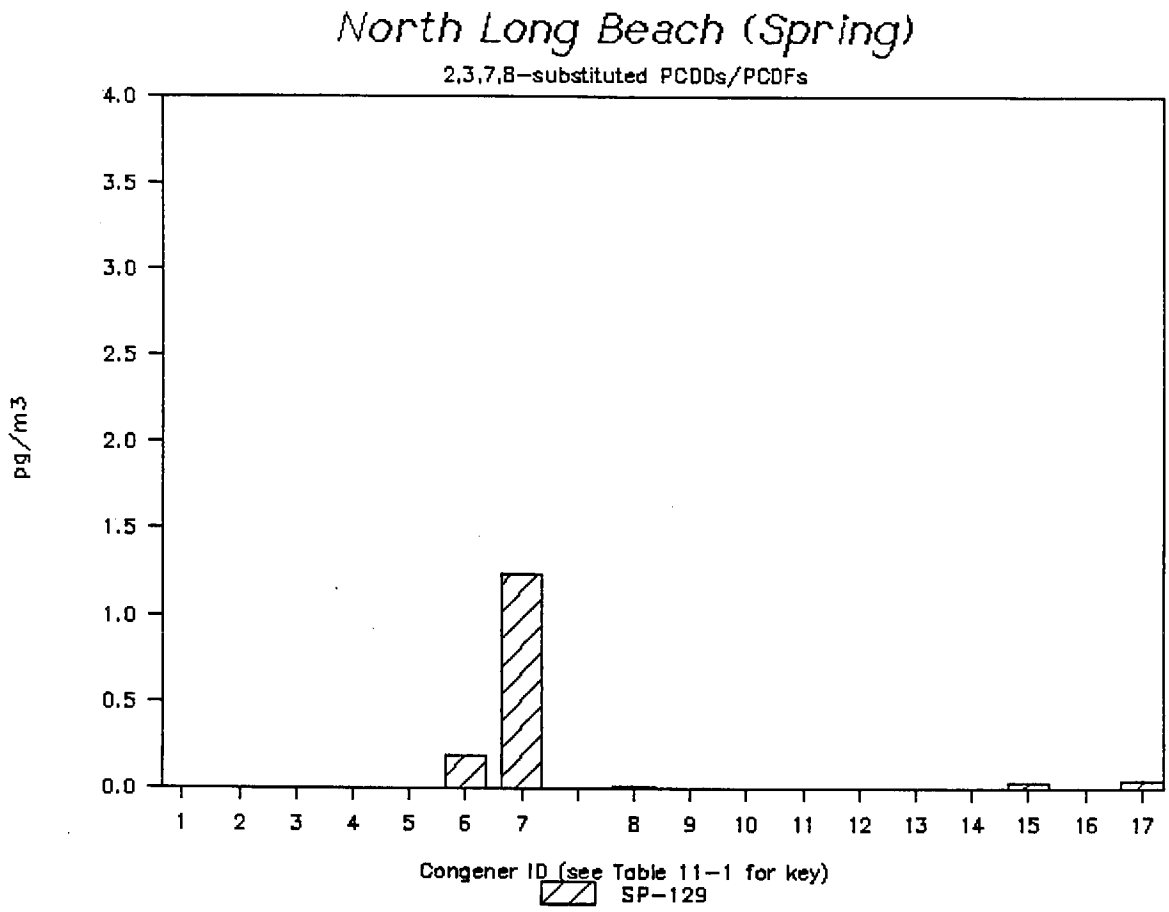
North Long Beach (Spring)
2,3,7,8-substituted PCDDs/PCDFs
pg/m3
4.0
3.5
3.0
2.5
2.0
1.5
1.0
0.5
0.0
1 2 3 4 5 6 7 8 9 10 11 12 13 14 15 16 17
Congener ID (see Table 11-1 for key)
SP-129

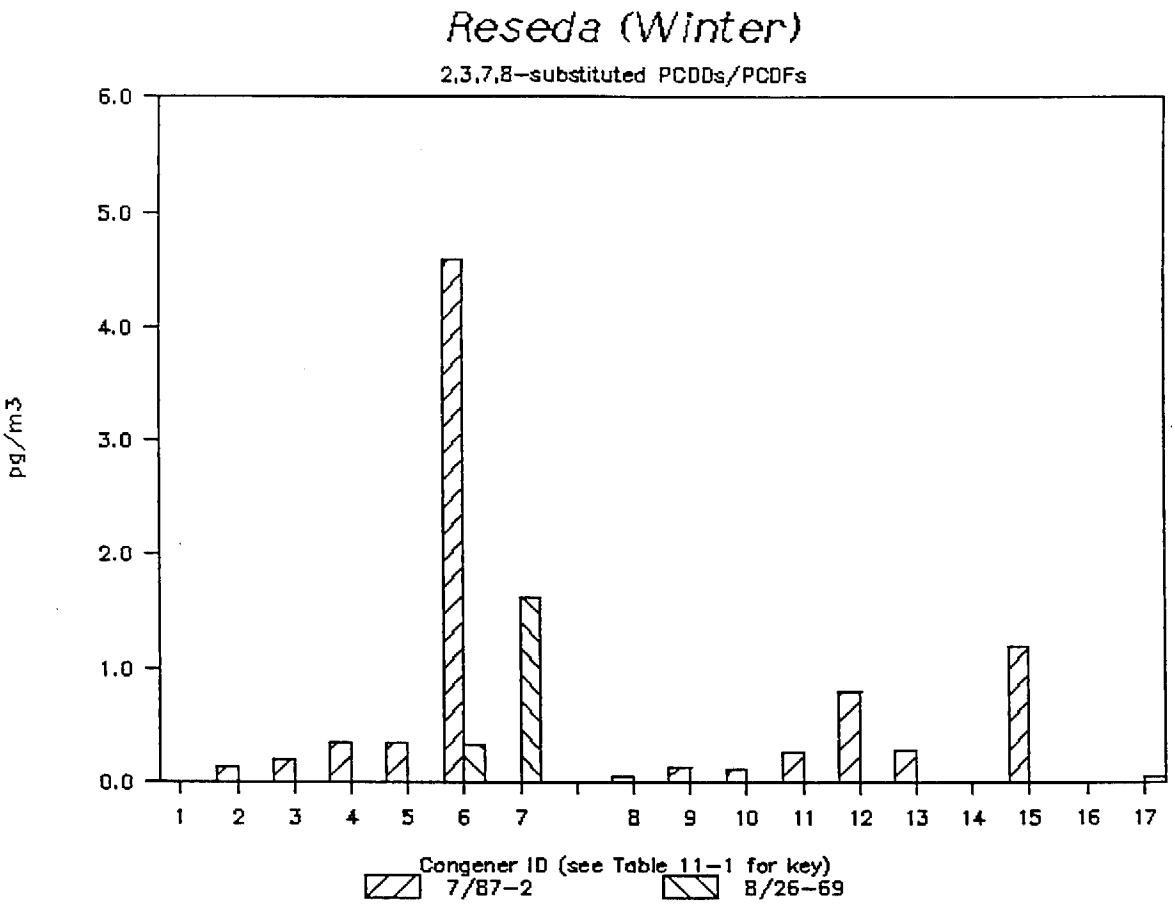
Reseda (Winter)
2,3,7,8-substituted PCDDs/PCDFs
pg/m3
6.0
5.0
4.0
3.0
2.0
1.0
0.0
1 2 3 4 5 6 7 8 9 10 11 12 13 14 15 16 17
Congener ID (see Table 11-1 for key)
7/87-2
8/26-69

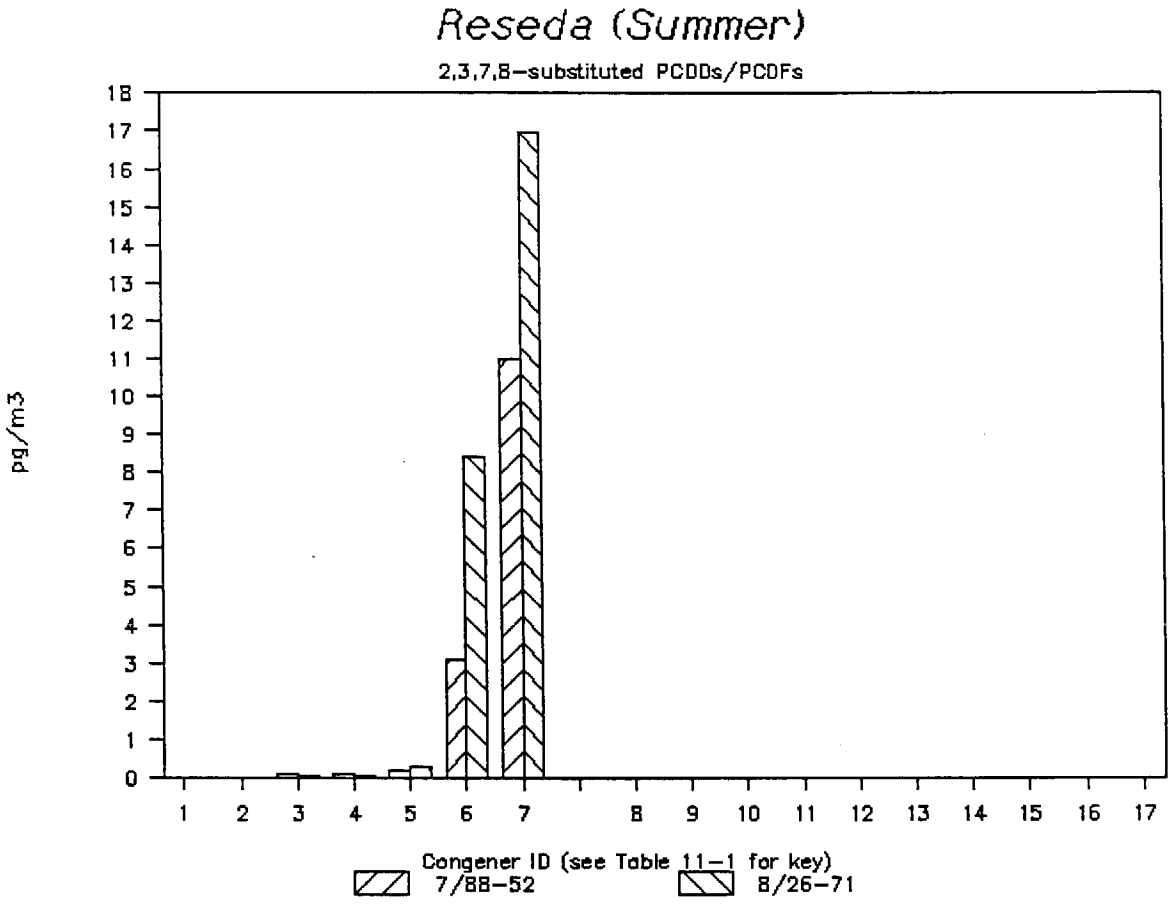
Reseda (Summer)
2,3,7,8-substituted PCDDs/PCDFs
pg/m3
0
1
2
3
4
5
6
7
8
9
10
11
12
13
14
15
16
17
18
1
2
3
4
5
6
7
8
9
10
11
12
13
14
15
16
17
Congener ID (see Table 11-1 for key)
7/88-52
8/26-71

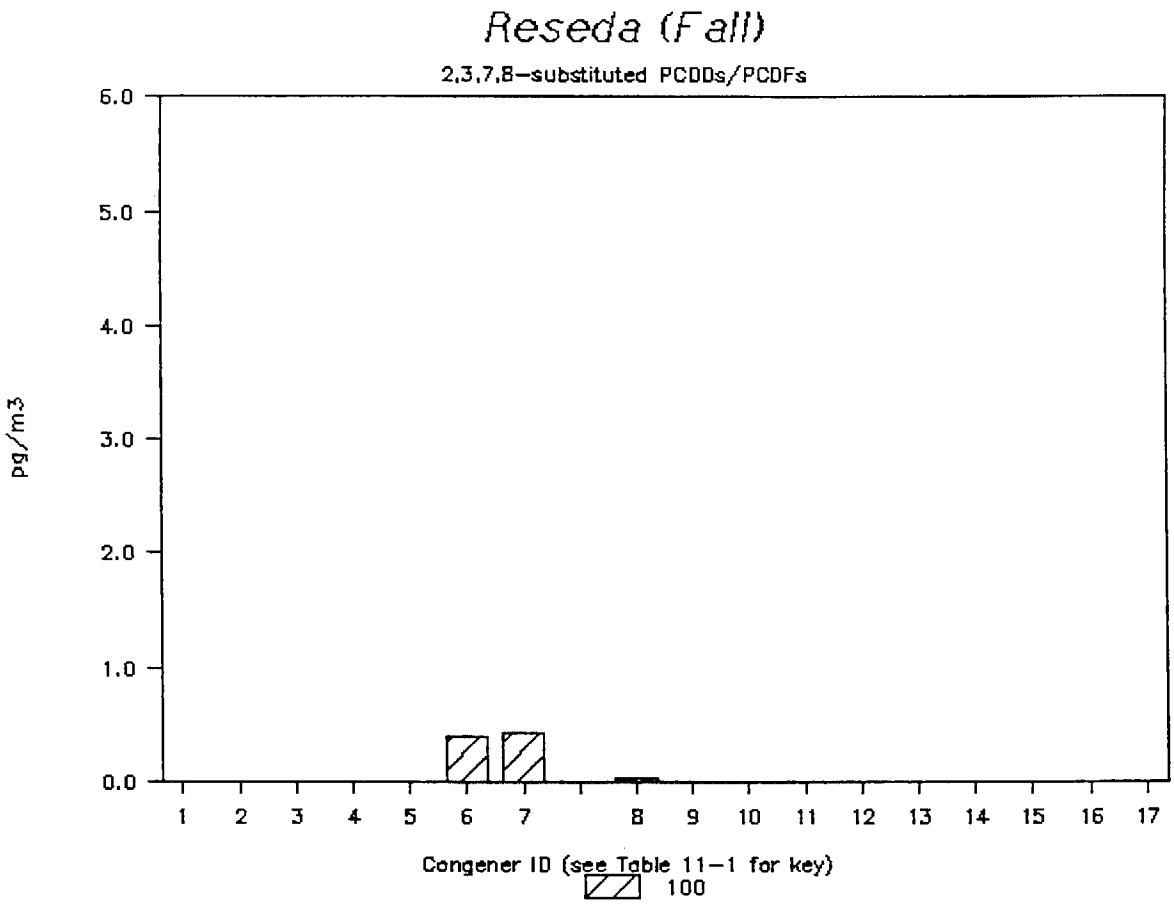
Reseda (Fall)
2,3,7,8-substituted PCDDs/PCDFs
pg/m3
6.0
5.0
4.0
3.0
2.0
1.0
0.0
1 2 3 4 5 6 7 8 9 10 11 12 13 14 15 16 17
Congener ID (see Table 11-1 for key)
100

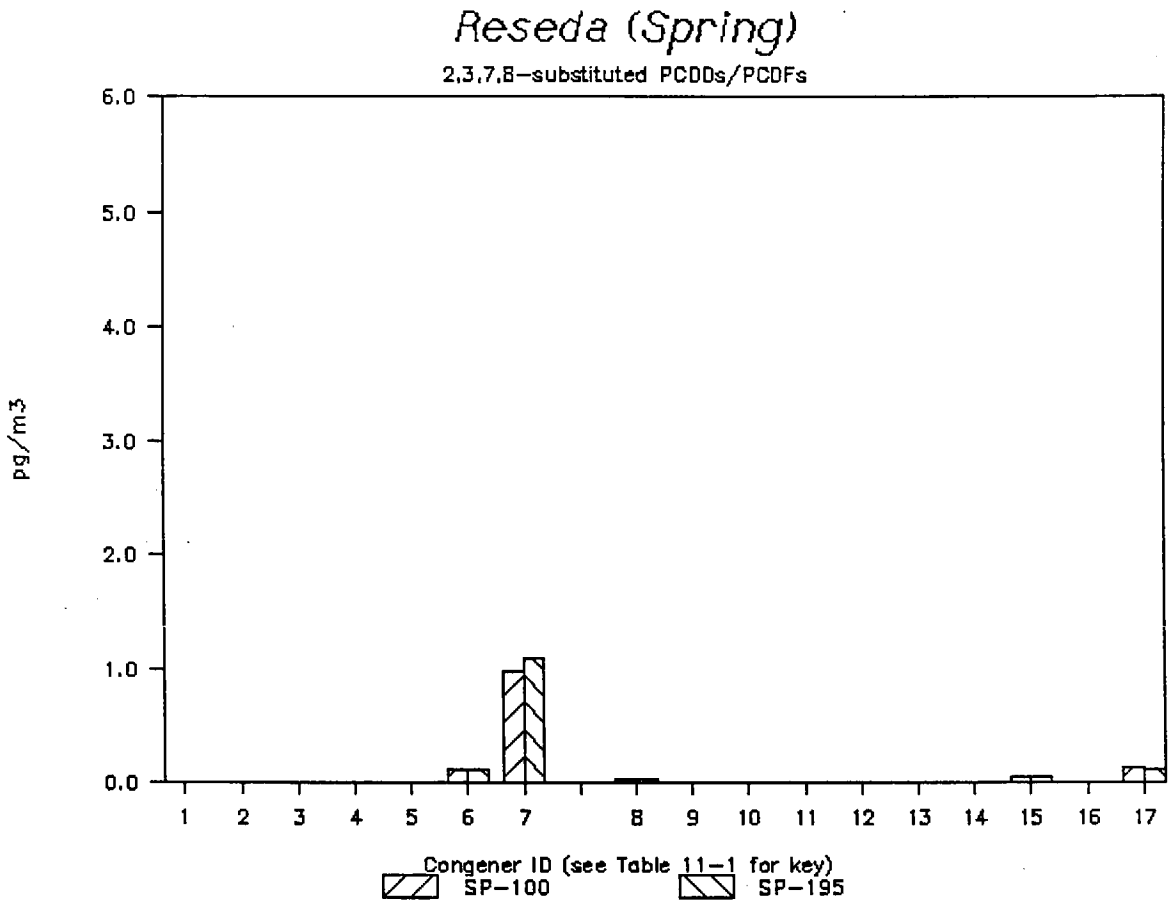
Reseda (Spring)
2,3,7,8-substituted PCDDs/PCDFs
pg/m3
6.0
5.0
4.0
3.0
2.0
1.0
0.0
1 2 3 4 5 6 7 8 9 10 11 12 13 14 15 16 17
Congener ID (see Table 11-1 for key)
SP-100
SP-195

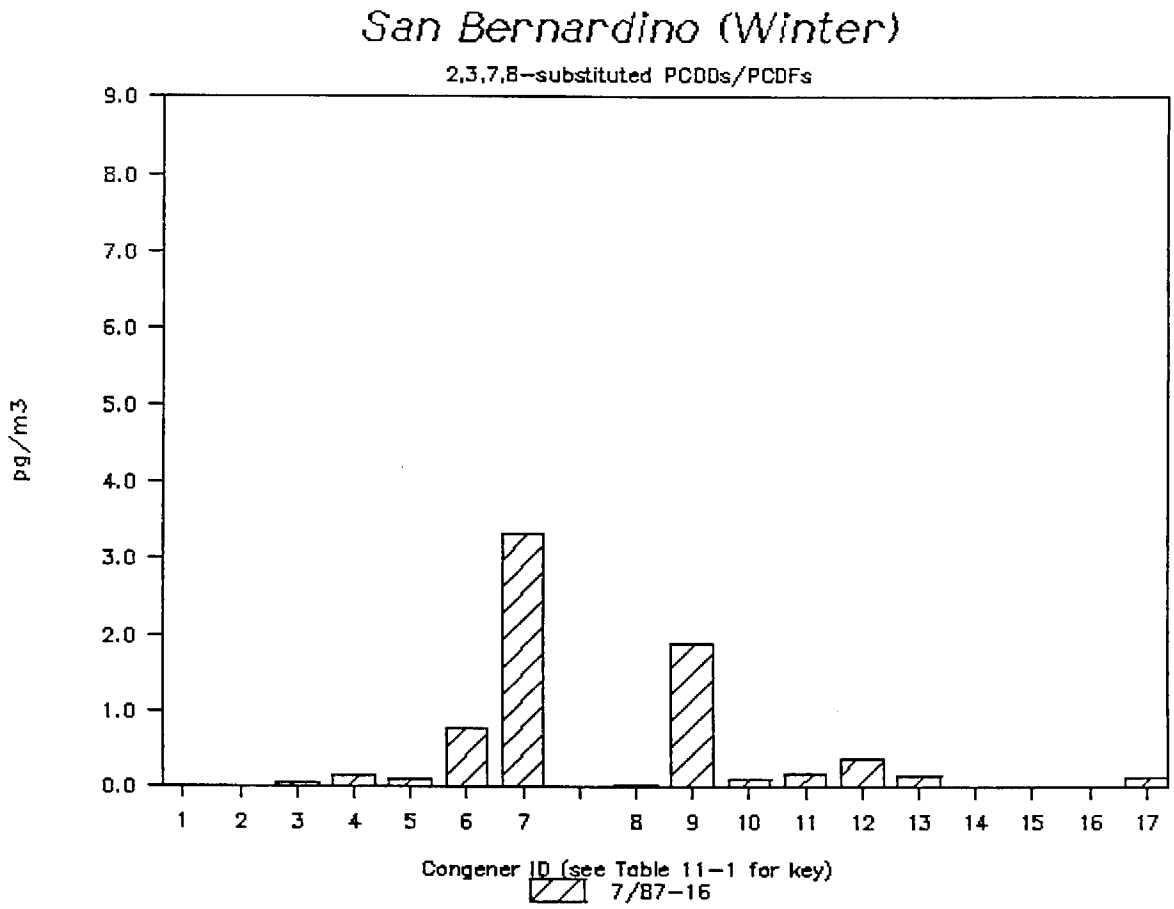
San Bernardino (Winter)
2,3,7,8-substituted PCDDs/PCDFs
pg/m3
9.0
8.0
7.0
6.0
5.0
4.0
3.0
2.0
1.0
0.0
1 2 3 4 5 6 7 8 9 10 11 12 13 14 15 16 17
Congener ID (see Table 11-1 for key)
7/87-16

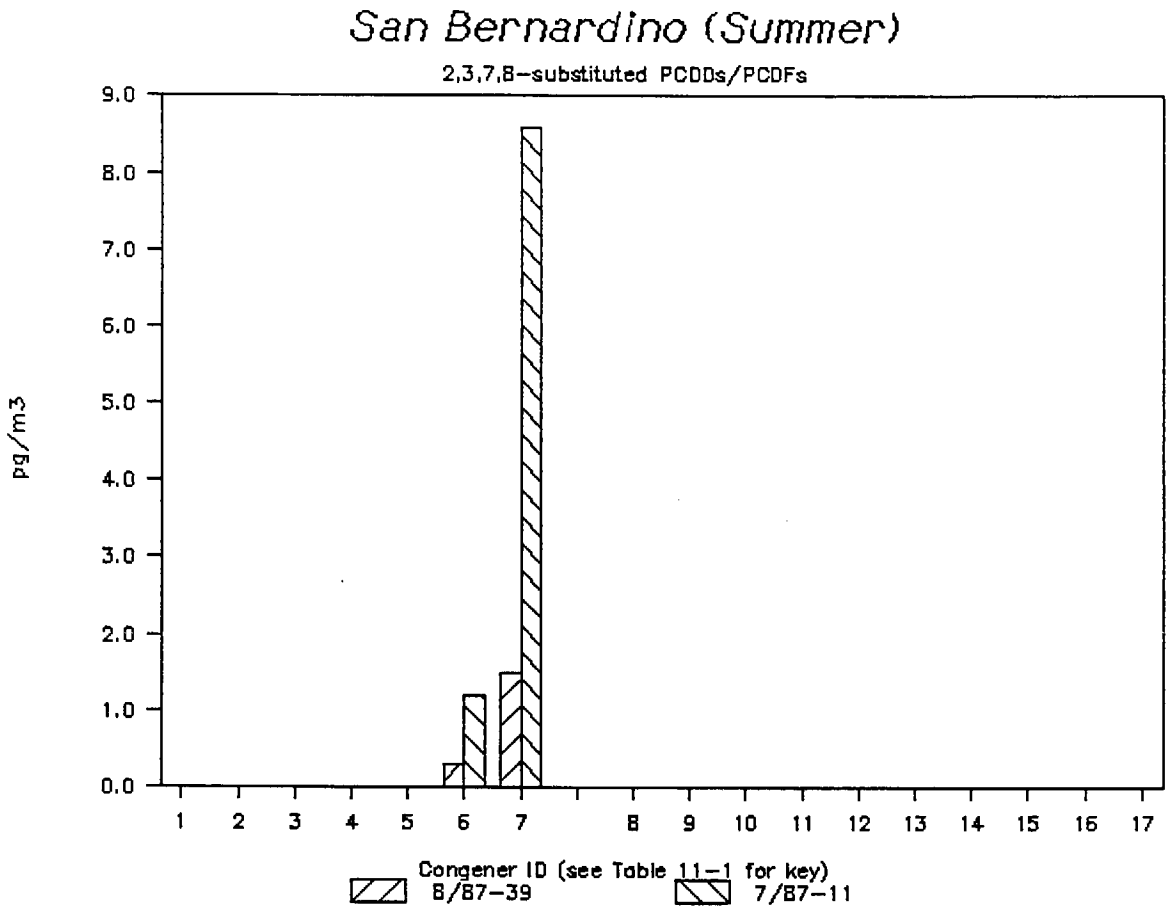
San Bernardino (Summer)
2,3,7,8-substituted PCDDs/PCDFs
pg/m3
9.0
8.0
7.0
6.0
5.0
4.0
3.0
2.0
1.0
0.0
1 2 3 4 5 6 7 8 9 10 11 12 13 14 15 16 17
Congener ID (see Table 11-1 for key)
8/87-39
7/87-11

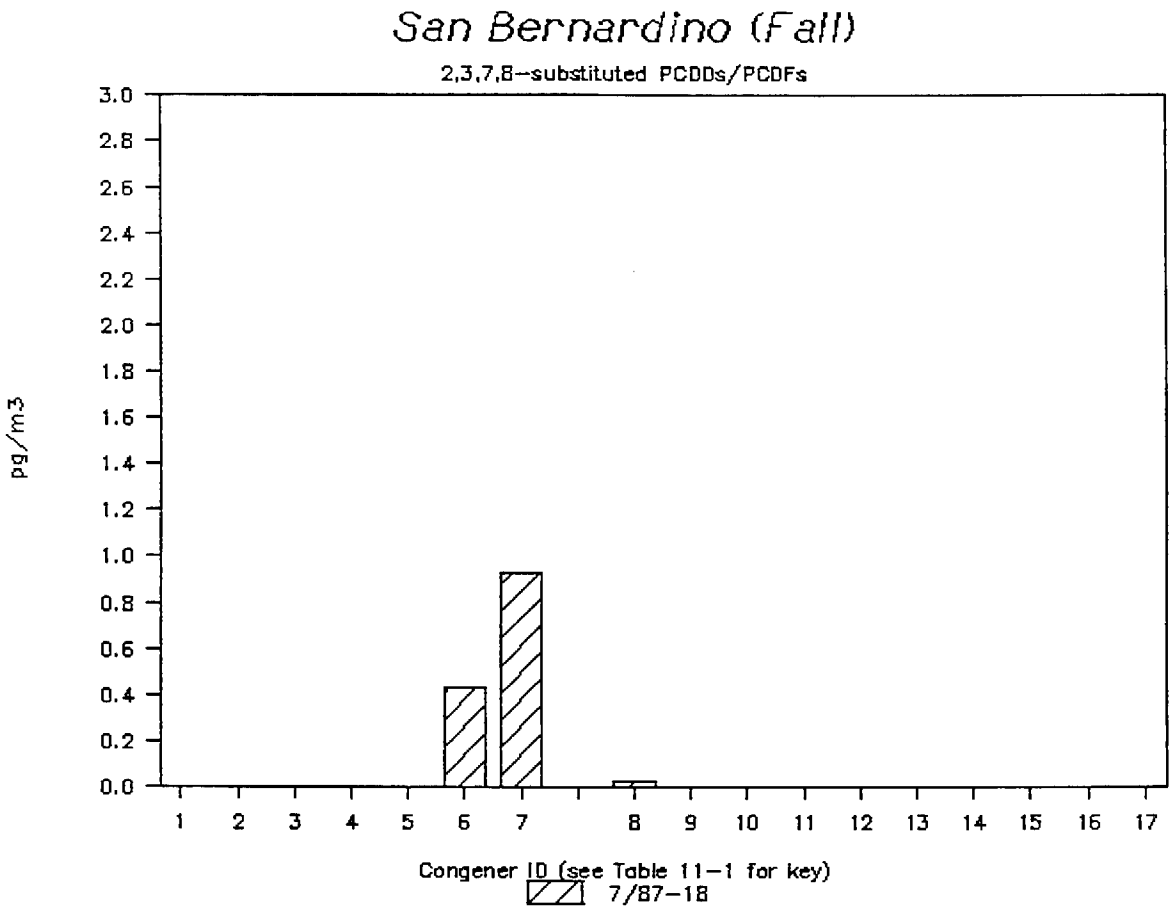
San Bernardino (Fall)
2,3,7,8-substituted PCDDs/PCDFs
pg/m3
3.0
2.8
2.6
2.4
2.2
2.0
1.8
1.6
1.4
1.2
1.0
0.8
0.6
0.4
0.2
0.0
1 2 3 4 5 6 7 8 9 10 11 12 13 14 15 16 17
Congener ID (see Table 11-1 for key)
7/87-18

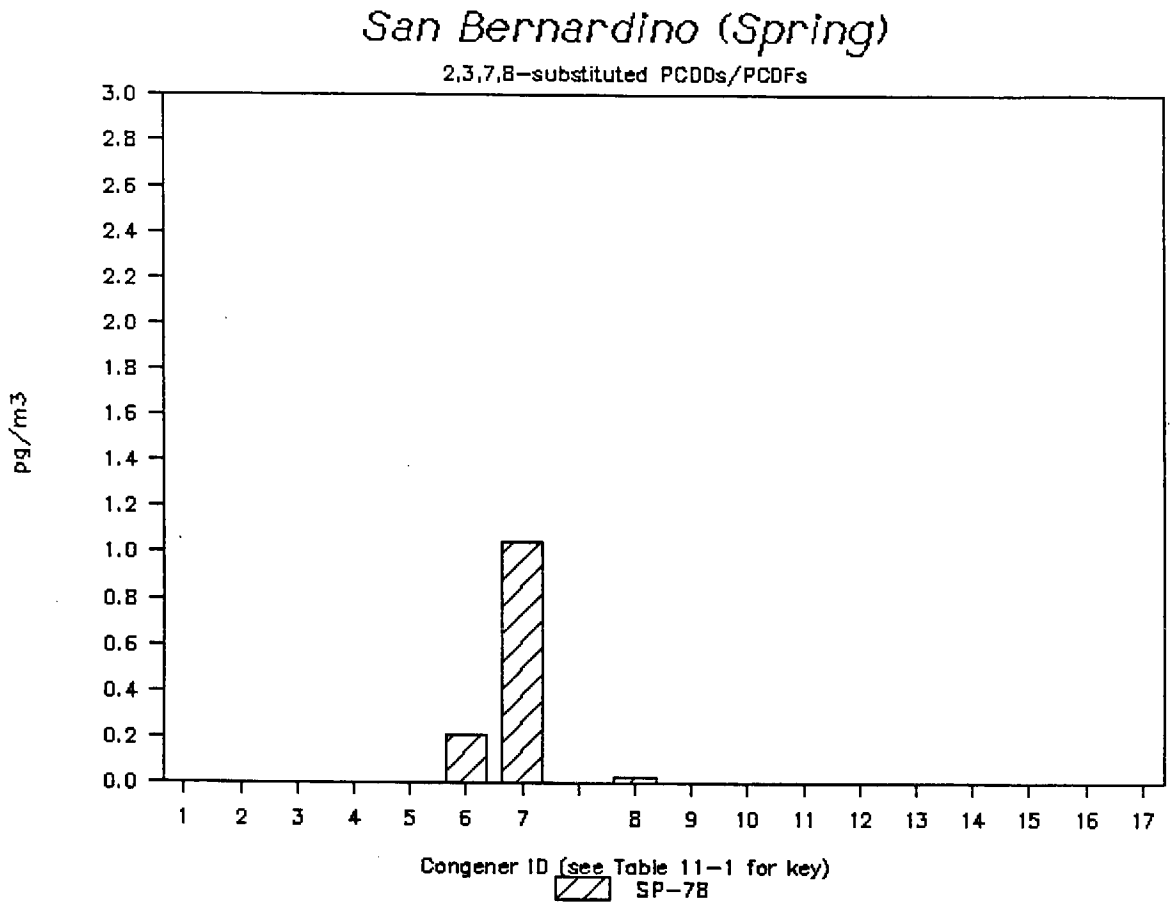
San Bernardino (Spring)
2,3,7,8-substituted PCDDs/PCDFs
pg/m3
3.0
2.8
2.6
2.4
2.2
2.0
1.8
1.6
1.4
1.2
1.0
0.8
0.6
0.4
0.2
0.0
1 2 3 4 5 6 7 8 9 10 11 12 13 14 15 16 17
Congener ID (see Table 11-1 for key)
SP-7B

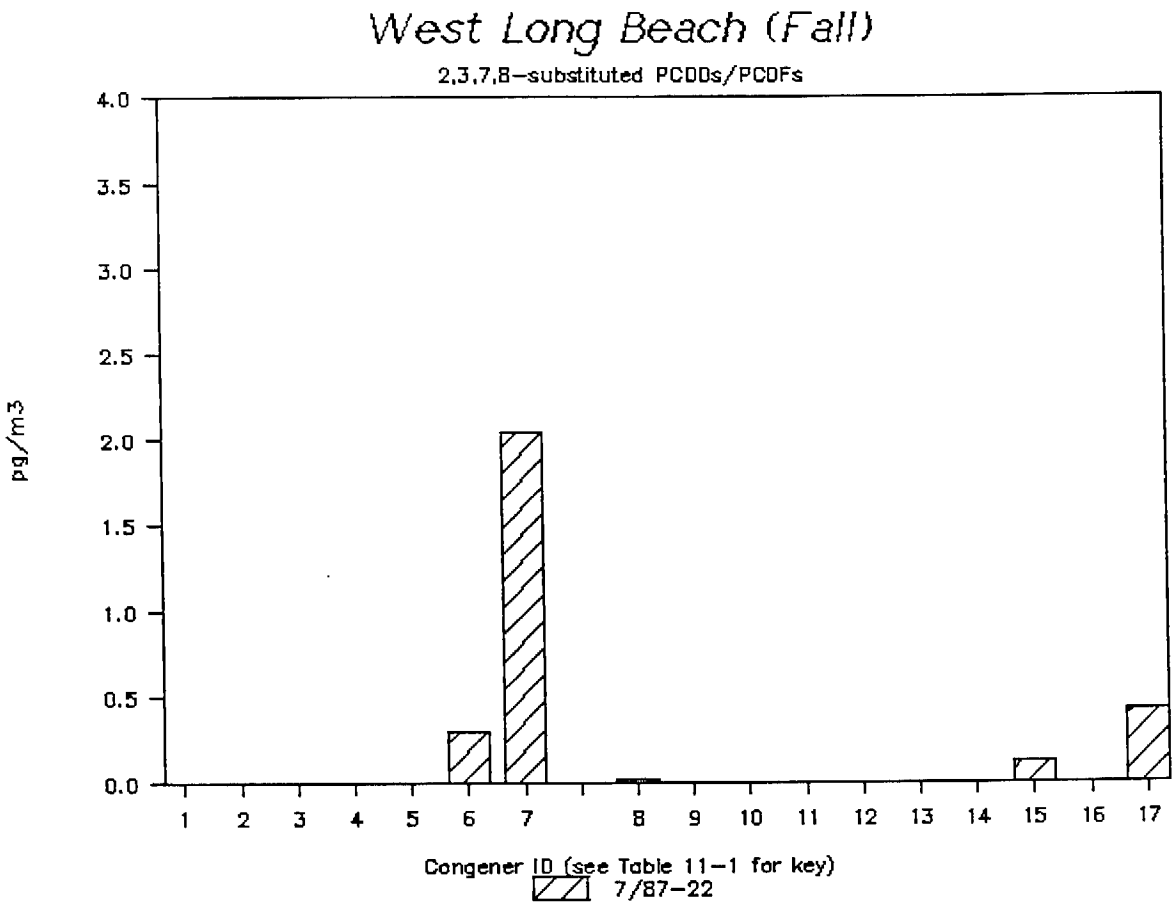
West Long Beach (Fall)
2,3,7,8-substituted PCDDs/PCDFs
pg/m3
4.0
3.5
3.0
2.5
2.0
1.5
1.0
0.5
0.0
1 2 3 4 5 6 7 8 9 10 11 12 13 14 15 16 17
Congener ID (see Table 11-1 for key)
7/87-22

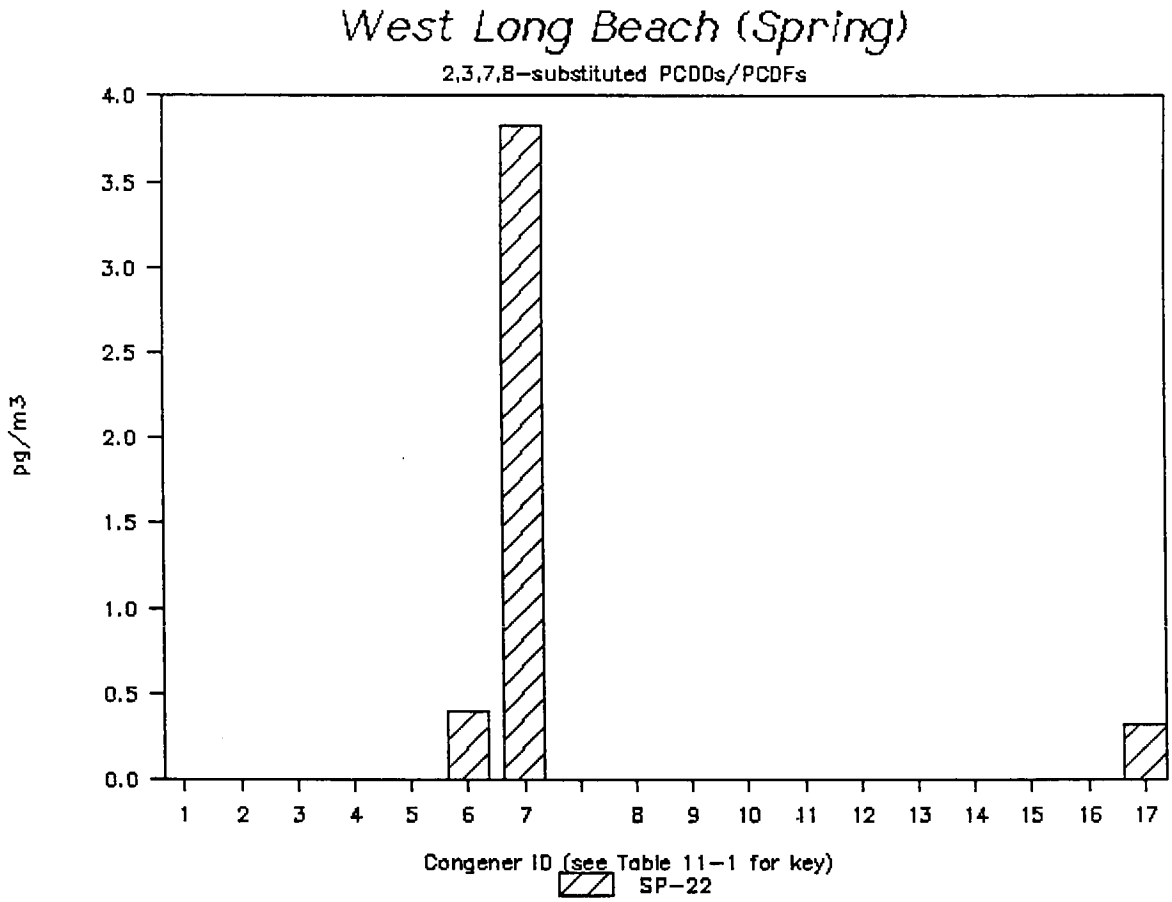
West Long Beach (Spring)
2,3,7,8-substituted PCDDs/PCDFs
pg/m3
4.0
3.5
3.0
2.5
2.0
1.5
1.0
0.5
0.0
1 2 3 4 5 6 7 8 9 10 11 12 13 14 15 16 17
Congener ID (see Table 11-1 for key)
SP-22

APPENDIX E

AMBIENT MEASUREMENTS DATA (pg/m^3)

SESSION 1 - 12/1 to 12/3/87

Parameter	7/87-2 Reseda	7/87-29 Commerce	8/26-75 N L Bch.	7/87-16 San Bern.	7/87-20 El Toro	8/26-89 El Toro
2,3,7,8-TCDD	< 0.023	< 0.030	< 0.028	< 0.021	< 0.009	< 0.010
TOTAL TCDD	< 0.046	< 0.030	< 0.075	< 0.093	< 0.009	< 0.043
1,2,3,7,8-PeCDD	0.140	0.120	< 0.095	< 0.110	< 0.039	< 0.058
TOTAL PeCDD	0.890	0.570	0.810	< 0.150	< 0.025	< 0.019
1,2,3,4,7,8-HxCDD	0.200	0.120	0.140	0.043	< 0.076	< 0.10
1,2,3,6,7,8-HxCDD	0.350	0.250	0.390	0.150	< 0.083	< 0.097
1,2,3,7,8,9-HxCDD	0.350	0.270	0.350	0.100	< 0.086	< 0.12
TOTAL HxCDD	3.000	2.000	3.200	0.770	0.110	0.027
1,2,3,4,6,7,8-HpCDD	4.600	2.700	3.500	0.780	0.250	0.260
TOTAL HpCDD	8.900	5.300	7.200	1.60	0.460	0.460
OCDD	NR	NR	NR	3.33	1.88	2.16
2,3,7,8-TCDF	0.046	0.110	0.039	0.030	0.021	0.027
TOTAL TCDF	1.100	1.400	1.000	0.980	0.320	0.270
1,2,3,7,8-PeCDF	0.140	0.092	0.130	1.900	0.077	0.068
2,3,4,7,8-PeCDF	0.110	0.089	0.130	0.100	0.077	0.080
TOTAL PeCDF	1.900	1.000	1.500	2.700	0.560	0.290
1,2,3,4,7,8-HxCDF	0.270	0.180	0.250	0.180	0.150	0.100
1,2,3,6,7,8-HxCDF	0.800	0.410	0.460	0.370	0.250	0.150
2,3,4,6,7,8-HxCDF	0.280	0.180	0.190	0.160	< 0.069	< 0.078
1,2,3,7,8,9-HxCDF	< 0.034	< 0.110	< 0.023	< 0.110	< 0.083	< 0.063
TOTAL HxCDF	2.000	1.100	1.700	0.900	0.360	0.400
1,2,3,4,6,7,8-HpCDF	1.200	0.820	1.100	< 0.340	< 0.190	< 0.200
1,2,3,4,7,8,9-HpCDF	< 0.092	0.092	0.110	< 0.030	< 0.018	< 0.017
TOTAL HpCDF	1.400	1.800	1.200	< 0.340	< 0.260	< 0.270
OCDF	NR	NR	NR	0.133	0.101	0.089

SESSION 1 - 12/1 to 12/3/87

Parameter	7/87-2 Reseda	7/87-29 Commerce	8/26-75 N L Bch.	7/87-16 San Bern.	7/87-20 El Toro	8/26-89 El Toro
2,3,7,8-TCDD	< 0.023	< 0.030	< 0.028	< 0.021	< 0.009	< 0.010
TOTAL TCDD	< 0.046	< 0.030	< 0.075	< 0.093	< 0.009	< 0.043
1,2,3,7,8-PeCDD	0.140	0.120	< 0.095	< 0.110	< 0.039	< 0.058
TOTAL PeCDD	0.890	0.570	0.810	< 0.150	< 0.025	< 0.019
1,2,3,4,7,8-HxCDD	0.200	0.120	0.140	0.043	< 0.076	< 0.10
1,2,3,6,7,8-HxCDD	0.350	0.250	0.390	0.150	< 0.083	< 0.097
1,2,3,7,8,9-HxCDD	0.350	0.270	0.350	0.100	< 0.086	< 0.12
TOTAL HxCDD	3.000	2.000	3.200	0.770	0.110	0.027
1,2,3,4,6,7,8-HpCDD	4.600	2.700	3.500	0.780	0.250	0.260
TOTAL HpCDD	8.900	5.300	7.200	1.60	0.460	0.460
OCDD	NR	NR	NR	3.33	1.88	2.16
2,3,7,8-TCDF	0.046	0.110	0.039	0.030	0.021	0.027
TOTAL TCDF	1.100	1.400	1.000	0.980	0.320	0.270
1,2,3,7,8-PeCDF	0.140	0.092	0.130	1.900	0.077	0.068
2,3,4,7,8-PeCDF	0.110	0.089	0.130	0.100	0.077	0.080
TOTAL PeCDF	1.900	1.000	1.500	2.700	0.560	0.290
1,2,3,4,7,8-HxCDF	0.270	0.180	0.250	0.180	0.150	0.100
1,2,3,6,7,8-HxCDF	0.800	0.410	0.460	0.370	0.250	0.150
2,3,4,6,7,8-HxCDF	0.280	0.180	0.190	0.160	< 0.069	< 0.078
1,2,3,7,8,9-HxCDF	< 0.034	< 0.110	< 0.023	< 0.110	< 0.083	< 0.063
TOTAL HxCDF	2.000	1.100	1.700	0.900	0.360	0.400
1,2,3,4,6,7,8-HpCDF	1.200	0.820	1.100	< 0.340	< 0.190	< 0.200
1,2,3,4,7,8,9-HpCDF	< 0.092	0.092	0.110	< 0.030	< 0.018	< 0.017
TOTAL HpCDF	1.400	1.800	1.200	< 0.340	< 0.260	< 0.270
OCDF	NR	NR	NR	0.133	0.101	0.089

SESSION 2 - 12/10 TO 12/11/87

Parameter	8/26-69 Reseda		7/27-35 El Toro	
2,3,7,8-TCDD	<	0.004	<	0.007
TOTAL TCDD	<	0.005	<	0.021
1,2,3,7,8-PeCDD	<	0.003	<	0.024
TOTAL PeCDD	<	0.014	<	0.040
1,2,3,4,7,8-HxCDD	<	0.008	<	0.012
1,2,3,6,7,8-HxCDD	<	0.010	<	0.007
1,2,3,7,8,9-HxCDD	<	0.010	<	0.009
TOTAL HxCDD		0.062		0.009
1,2,3,4,6,7,8-HpCDD		0.340		0.120
TOTAL HpCDD		0.810		0.260
OCDD		1.63		0.859
2,3,7,8-TCDF	<	0.043	<	0.022
TOTAL TCDF		0.180		0.280
1,2,3,7,8-PeCDF	<	0.015	<	0.017
2,3,4,7,8-PeCDF	<	0.013	<	0.019
TOTAL PeCDF		0.210		0.230
1,2,3,4,7,8-HxCDF	<	0.041	<	0.046
1,2,3,6,7,8-HxCDF	<	0.013	<	0.022
2,3,4,6,7,8-HxCDF	<	0.011	<	0.027
1,2,3,7,8,9-HxCDF	<	0.011	<	0.015
TOTAL HxCDF		0.046		0.084
1,2,3,4,6,7,8-HpCDF	<	0.110	<	0.170
1,2,3,4,7,8,9-HpCDF	<	0.011	<	0.017
TOTAL HpCDF		0.036	<	0.190
OCDF		0.052		0.044

SESSION 3 - 7/26/88

Parameter	7/88-52 Reseda	8/26-69 Cal Trans	8/87-39 San Bern.	7/88-51 El Toro	8/87-48 El Toro
2,3,7,8-TCDD	< 0.016	< 0.016	< 0.045	< 0.018	< 0.032
TOTAL TCDD	< 0.016	< 0.016	< 0.045	< 0.018	< 0.032
1,2,3,7,8-PeCDD	< 0.073	< 0.081	< 0.063	< 0.040	< 0.047
TOTAL PeCDD	< 0.073	< 0.081	< 0.063	< 0.040	< 0.047
1,2,3,4,7,8-HxCDD	0.11	< 0.066	< 0.060	< 0.037	< 0.050
1,2,3,6,7,8-HxCDD	0.10	< 0.066	< 0.060	< 0.037	< 0.050
1,2,3,7,8,9-HxCDD	0.18	< 0.066	< 0.060	< 0.037	< 0.050
TOTAL HxCDD	1.5	< 0.066	< 0.060	< 0.037	< 0.050
1,2,3,4,6,7,8-HpCDD	3.1	0.46	0.29	< 0.14	< 0.100
TOTAL HpCDD	5.7	0.84	0.76	< 0.14	< 0.100
OCDD	11.0	1.8	1.5	0.82	0.79
2,3,7,8-TCDF	< 0.020	< 0.0068	< 0.039	< 0.013	< 0.032
TOTAL TCDF	< 0.020	< 0.0068	0.31	< 0.013	< 0.032
1,2,3,7,8-PeCDF	< 0.078	< 0.061	< 0.073	< 0.057	< 0.071
2,3,4,7,8-PeCDF	< 0.078	< 0.061	< 0.073	< 0.057	< 0.071
TOTAL PeCDF	< 0.078	< 0.061	< 0.073	< 0.057	< 0.071
1,2,3,4,7,8-HxCDF	< 0.075	< 0.068	< 0.071	< 0.037	< 0.050
1,2,3,6,7,8-HxCDF	< 0.075	< 0.068	< 0.071	< 0.037	< 0.050
2,3,4,6,7,8-HxCDF	< 0.075	< 0.068	< 0.071	< 0.037	< 0.050
1,2,3,7,8,9-HxCDF	< 0.075	< 0.068	< 0.071	< 0.037	< 0.050
TOTAL HxCDF	< 0.075	< 0.068	0.29	< 0.037	< 0.050
1,2,3,4,6,7,8-HpCDF	< 0.11	< 0.094	0.21	< 0.10	< 0.074
1,2,3,4,7,8,9-HpCDF	< 0.11	< 0.094	< 0.063	< 0.10	< 0.074
TOTAL HpCDF	< 0.11	< 0.094	0.21	< 0.10	< 0.074
OCDF	< 0.16	< 0.099	< 0.18	< 0.13	< 0.16

SESSION 4 – 7/28/88

Parameter	8/26-71 Reseda	7/88-53 Cal Trans	7/87-11 San Bern.	8/26-88 El Toro	7/27-33 N L Bch.	7/87-18 N L Bch.
2,3,7,8-TCDD	< 0.018	< 0.038	< 0.044	< 0.019	< 0.016	< 0.048
TOTAL TCDD	< 0.018	< 0.038	< 0.044	< 0.019	< 0.016	< 0.048
1,2,3,7,8-PeCDD	< 0.056	< 0.041	< 0.099	< 0.034	< 0.023	< 0.032
TOTAL PeCDD	< 0.056	< 0.041	< 0.099	< 0.034	< 0.023	< 0.032
1,2,3,4,7,8-HxCDD	0.074	< 0.074	< 0.12	< 0.046	< 0.048	< 0.053
1,2,3,6,7,8-HxCDD	0.056	< 0.074	< 0.12	< 0.046	< 0.048	< 0.053
1,2,3,7,8,9-HxCDD	0.280	< 0.074	< 0.12	< 0.046	< 0.048	< 0.053
TOTAL HxCDD	1.900	< 0.074	< 0.12	< 0.046	< 0.048	< 0.053
1,2,3,4,6,7,8-HpCDD	8.400	0.410	1.2	< 0.093	0.290	0.240
TOTAL HpCDD	18.0	0.660	1.4	< 0.093	0.530	0.240
OCDD	17	2	8.6	0.44	1.6	1.9
2,3,7,8-TCDF	< 0.013	< 0.033	0.091	< 0.012	< 0.016	< 0.032
TOTAL TCDF	< 0.013	< 0.033	0.49	< 0.012	< 0.011	< 0.032
1,2,3,7,8-PeCDF	< 0.046	< 0.038	< 0.052	< 0.036	< 0.061	< 0.061
2,3,4,7,8-PeCDF	< 0.046	< 0.038	< 0.052	< 0.036	< 0.061	< 0.061
TOTAL PeCDF	< 0.046	< 0.038	0.099	< 0.036	< 0.061	< 0.061
1,2,3,4,7,8-HxCDF	< 0.066	< 0.051	< 0.180	< 0.036	< 0.032	< 0.043
1,2,3,6,7,8-HxCDF	< 0.066	< 0.051	< 0.088	< 0.036	< 0.032	< 0.043
2,3,4,6,7,8-HxCDF	< 0.066	< 0.051	< 0.083	< 0.036	< 0.032	< 0.043
1,2,3,7,8,9-HxCDF	< 0.066	< 0.051	< 0.044	< 0.036	< 0.032	< 0.043
TOTAL HxCDF	< 0.066	0.097	0.88	< 0.036	< 0.032	< 0.043
1,2,3,4,6,7,8-HpCDF	< 0.099	0.210	0.47	< 0.046	< 0.077	< 0.045
1,2,3,4,7,8,9-HpCDF	< 0.099	< 0.079	< 0.12	< 0.046	< 0.077	< 0.045
TOTAL HpCDF	< 0.099	0.36	0.55	< 0.046	< 0.077	< 0.045
OCDF	< 0.051	< 0.074	0.29	< 0.085	< 0.032	< 0.069

SESSION 5

Parameter	100 Reseda	195 Carson	7/87-22 W L Bch.	7/27-33 N L Bch.	7/88-53 El Toro	7/87-18 San Bern.	SN 32267 Cal Trans
2,3,7,8-TCDD	< 0.017	< 0.039	< 0.0143	< 0.020	< 0.051	< 0.0106	< 0.016
TOTAL TCDD	< 0.017	0.023	< 0.0143	< 0.020	< 0.051	< 0.0106	< 0.016
1,2,3,7,8-PeCDD	< 0.032	< 0.009	< 0.043	< 0.028	< 0.0062	< 0.048	< 0.0125
TOTAL PeCDD	< 0.032	0.042	< 0.045	0.046	< 0.0062	< 0.101	< 0.0125
1,2,3,4,7,8-HxCDD	< 0.022	< 0.015	< 0.043	< 0.028	< 0.021	< 0.076	< 0.023
1,2,3,6,7,8-HxCDD	< 0.075	< 0.015	< 0.0190	< 0.028	< 0.021	< 0.063	0.065
1,2,3,7,8,9-HxCDD	< 0.022	< 0.015	< 0.0190	< 0.028	< 0.021	< 0.066	< 0.023
TOTAL HxCDD	0.287	0.140	0.160	0.109	0.084	< 0.076	0.272
1,2,3,4,6,7,8-HpCDD	0.401	0.19	0.300	0.280	0.17	0.429	0.869
TOTAL HpCDD	0.659	0.476	0.701	0.636	0.378	1.135	1.96
OCDD	0.430	0.476	2.05	1.70	< 0.755	0.93	1.96
2,3,7,8-TCDF	0.040	< 0.0066	0.0190	0.020	0.015	0.024	0.21
TOTAL TCDF	0.19	0.089	0.150	0.509	0.132	0.024	0.869
1,2,3,7,8-PeCDF	< 0.019	< 0.015	< 0.0203	< 0.022	< 0.018	< 0.035	< 0.106
2,3,4,7,8-PeCDF	< 0.037	< 0.0128	< 0.0100	< 0.031	< 0.0113	< 0.035	0.15
TOTAL PeCDF	0.459	0.28	0.24	0.534	0.566	< 0.103	1.60
1,2,3,4,7,8-HxCDF	< 0.060	< 0.054	< 0.085	< 0.0120	< 0.030	0.081	< 0.15
1,2,3,6,7,8-HxCDF	< 0.037	< 0.036	< 0.060	< 0.031	< 0.019	< 0.035	< 0.092
2,3,4,6,7,8-HxCDF	< 0.024	< 0.021	< 0.035	< 0.028	< 0.018	< 0.033	< 0.103
1,2,3,7,8,9-HxCDF	< 0.0086	< 0.0054	< 0.040	< 0.0120	< 0.027	< 0.033	< 0.018
TOTAL HxCDF	0.459	0.271	0.350	0.356	0.23	0.378	0.842
1,2,3,4,6,7,8-HpCDF	< 0.024	0.20	0.125	0.18	0.132	0.404	1.58
1,2,3,4,7,8,9-HpCDF	< 0.024	< 0.024	< 0.0150	< 0.046	< 0.049	< 0.086	< 0.14
TOTAL HpCDF	0.315	0.328	0.300	0.280	0.132	0.656	2.25
OCDF	< 0.573	< 0.417	0.425	0.432	< 0.086	0.252	2.17

SESSION 6B - 11/5/88

Parameter	foam B1-132P N L	Bch.	filter B1-132F N L	Bch.
2,3,7,8-TCDD	<	0.0087	<	0.0025
TOTAL TCDD	<	0.0087	<	0.0025
1,2,3,7,8-PeCDD	<	0.0098	<	0.0115
TOTAL PeCDD	<	0.0098	<	0.0115
1,2,3,4,7,8-HxCDD	<	0.021	<	0.015
1,2,3,6,7,8-HxCDD	<	0.021	<	0.033
1,2,3,7,8,9-HxCDD	<	0.021	<	0.030
TOTAL HxCDD	<	0.021		0.300
1,2,3,4,6,7,8-HpCDD	<	0.052		0.23
TOTAL HpCDD	<	0.052		0.628
OCDD	<	0.491		0.437
2,3,7,8-TCDF		0.0109	<	0.0101
TOTAL TCDF		0.764		0.044
1,2,3,7,8-PeCDF	<	0.022	<	0.018
2,3,4,7,8-PeCDF	<	0.022	<	0.022
TOTAL PeCDF		0.25		0.20
1,2,3,4,7,8-HxCDF	<	0.033	<	0.033
1,2,3,6,7,8-HxCDF	<	0.033	<	0.033
2,3,4,6,7,8-HxCDF	<	0.033	<	0.033
1,2,3,7,8,9-HxCDF	<	0.033	<	0.013
TOTAL HxCDF	<	0.033		0.410
1,2,3,4,6,7,8-HpCDF	<	0.041		0.25
1,2,3,4,7,8,9-HpCDF	<	0.041	<	0.022
TOTAL HpCDF	<	0.041		0.328
OCDF	<	0.137	<	0.300

SESSION 7 - 3/29/89

Parameter	SP-78 San Bern.	SP-67 Carson	SP-22 W L Bch.	filter SP-129F N L Bch.	foam SP-129P N L Bch	SP-85 Cal Trans	SP-195 Reseda	SP-100 Reseda
2,3,7,8-TCDD	< 0.012	< 0.022	0.0086	< 0.014	< 0.018	0.034	< 0.015	< 0.015
TOTAL TCDD	< 0.012	< 0.022	0.0402	< 0.014	< 0.018	0.280	< 0.015	< 0.015
1,2,3,7,8-PeCDD	< 0.930	< 0.054	< 0.088	< 0.0073	< 0.0060	< 0.019	< 0.0090	< 0.012
TOTAL PeCDD	< 0.930	< 0.054	< 0.088	< 0.0073	< 0.0060	0.18	0.020	< 0.012
1,2,3,4,7,8-HxCDD	< 0.064	< 0.025	< 0.038	< 0.027	< 0.010	< 0.0078	< 0.011	< 0.014
1,2,3,6,7,8-HxCDD	< 0.043	< 0.025	< 0.032	< 0.027	< 0.010	< 0.036	< 0.011	< 0.014
1,2,3,7,8,9-HxCDD	< 0.053	< 0.019	< 0.040	< 0.020	< 0.010	< 0.045	< 0.011	< 0.014
TOTAL HxCDD	0.088	< 0.12	0.322	0.15	0.018	0.27	0.090	0.077
1,2,3,4,6,7,8-HpCDD	0.21	0.22	0.402	0.19	< 0.033	0.420	0.13	0.11
TOTAL HpCDD	0.425	0.458	0.777	0.408	< 0.033	0.813	0.27	0.24
OCDD	1.05	1.60	3.83	0.96	0.272	3.73	0.98	1.10
2,3,7,8-TCDF	0.027	0.024	0.482	< 0.018	0.011	0.045	0.037	0.029
TOTAL TCDF	0.345	0.323	0.482	0.024	0.23	0.785	0.20	0.24
1,2,3,7,8-PeCDF	< 0.027	< 0.010	0.022	< 0.0087	< 0.0063	0.036	< 0.012	< 0.0077
2,3,4,7,8-PeCDF	< 0.019	< 0.010	< 0.013	< 0.0087	< 0.0063	< 0.014	< 0.012	< 0.0071
TOTAL PeCDF	< 0.048	0.25	0.23	0.065	0.090	0.448	0.070	0.11
1,2,3,4,7,8-HxCDF	< 0.048	< 0.038	< 0.029	< 0.026	< 0.010	< 0.039	< 0.018	< 0.020
1,2,3,6,7,8-HxCDF	< 0.043	< 0.030	< 0.070	< 0.015	< 0.010	< 0.031	< 0.015	< 0.016
2,3,4,6,7,8-HxCDF	< 0.077	< 0.014	< 0.086	< 0.010	< 0.010	< 0.039	< 0.015	< 0.021
1,2,3,7,8,9-HxCDF	< 0.205	< 0.014	< 0.086	< 0.010	< 0.010	< 0.0031	< 0.0039	< 0.0071
TOTAL HxCDF	< 1.169	0.19	< 0.099	0.14	0.049	0.392	0.19	0.14
1,2,3,4,6,7,8-HpCDF	< 0.032	< 0.040	< 0.043	0.038	< 0.016	0.15	0.059	0.048
1,2,3,4,7,8,9-HpCDF	< 0.032	< 0.040	< 0.043	< 0.0092	< 0.016	0.016	< 0.0079	< 0.0062
TOTAL HpCDF	< 5.05	< 0.040	< 0.043	0.063	< 0.016	0.24	0.11	0.048
OCDF	< 0.093	0.12	0.322	0.049	< 0.015	0.392	0.13	0.12