

## How to Report Non-Diesel and Non-Standard Engines

Fleets subject to the “Regulation for In-Use Off-Road Diesel-Fueled Fleets” (Off-Road Regulation) are required to report information on non-diesel and non-standard engines including the category and engine’s certification Executive Order (EO) number. A non-diesel engine or a diesel engine certified to a different standard (e.g., on-road, consent decree, or rebuild) will have a different emission standard than the standard determined by the engine tier or engine model year and horsepower (hp). For more information regarding emission factors please see the Frequently Asked Questions (FAQs) on Emission Factors, available at <http://www.arb.ca.gov/msprog/ordiesel/documents/emissionfactorsfaq.pdf>.

This User Guide provides a summary of information to help fleets determine which non-diesel or non-standard category the vehicle falls under, provides step-by-step instructions on how to report non-diesel and non-standard engines, and instructions for locating EO numbers.

Note: For information on determining non-standard engine categories and instructions on how to report a non-standard on-road or off-road engine please skip to page 5 of this User Guide. For step-by-step instructions on locating your EO number please skip to page 8 of this User Guide.

### Non-Diesel Engine Categories

There are four non-diesel engine categories:

- **Diesel Converted to Alt-fuel:** Vehicles in this category contain diesel engines that have been converted to run on an alternative fuel (such as propane, natural gas, etc.), but are not certified to meet a different standard.
- **Electric:** Electric motors in this category must be 25 hp or greater.
- **Electric (Replaced Diesel):** Electric motors in this category do not have to be 25 hp or greater, but the electric vehicle must serve as a replacement and perform work equivalent to a diesel vehicle that was 25 hp or greater. When an electric vehicle is used as a replacement for a diesel vehicle, the fleet may use the max hp of the diesel vehicle as the electric vehicle’s max hp rating.
- **Other Alternative Fueled Engines, which include:**
  - Ethanol
  - Fuel Cells
  - Gasoline
  - Hydrogen
  - Methanol

While this document is intended to assist fleets with their compliance efforts, it does not alter or modify the terms of any ARB regulation, is not a substitute for reading the regulation, nor does it constitute legal advice. It is the sole responsibility of fleets to ensure compliance with the Regulation for In-Use Off-Road Diesel-Fueled Fleets.

- Natural Gas
- Propane

When reporting diesel engines converted to alternative fuel, electric vehicles used to replace diesel vehicles, and gasoline engines, fleets must enter the hp of the diesel vehicle/engine that was replaced and the date the diesel vehicle/engine was replaced. For more information, please see the Emission Factors FAQ at: <http://www.arb.ca.gov/msprog/ordiesel/documents/emissionfactorsfaq.pdf>.

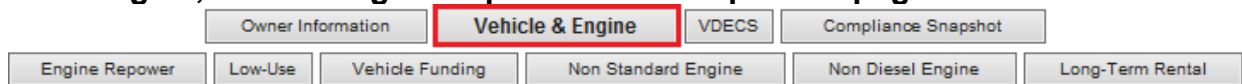
### **Reporting Non-Diesel Engines**

To report a vehicle with a non-diesel engine, there are two reporting pages that must be completed: the Vehicle & Engine page and the Non Standard Engine page. The steps for completing these pages are as follows:

#### **1. Log in to your DOORS account and select your fleet.**

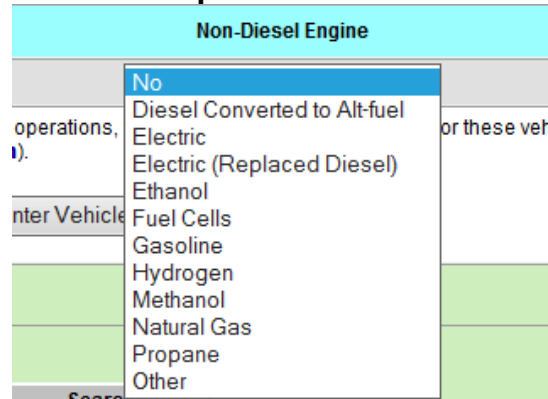
Choose A Fleet				
	DOORS ID	Fleet / Company Name	# of Equipment (Vehicle)	Fleet Type
208	54666	Test - Example Fleet	7	Off-Road Diesel
209	54686	Test - Example Fleets	9	Off-Road Diesel
210	83338	Test - Example Large Fleet	7	Off-Road Diesel

#### **2. Select “Vehicle & Engine” at the top of the page. Alternatively, if you are reporting an existing vehicle that has been repowered with a non-diesel engine, select “Engine Repower” at the top of the page.**

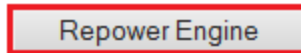
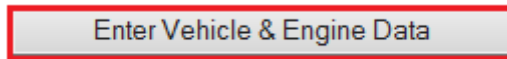


While this document is intended to assist fleets with their compliance efforts, it does not alter or modify the terms of any ARB regulation, is not a substitute for reading the regulation, nor does it constitute legal advice. It is the sole responsibility of fleets to ensure compliance with the Regulation for In-Use Off-Road Diesel-Fueled Fleets.

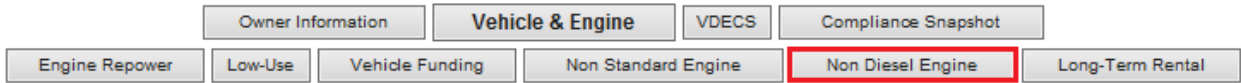
- When entering the engine information, select the appropriate non-diesel engine category from the drop-down menu.



- Select “Enter Vehicle & Engine Data” on the Vehicle & Engine page or “Repower Engine” on the Engine Repower page to save your changes.



- Select “Non-Diesel Engine” at the top of the page.



- Select “Edit” next to the non-diesel vehicle you wish to edit.

Vehicle Information								Engine Information							
	Line #	EIN	Veh Serial #	Your Veh #	Veh Type	Veh Manufacturer	Veh MY	Eng Manufacturer	Eng MY	Eng HP	Eng KW	Eng Family	Non-Diesel Engine	EO #	Emission Standard (NOx)(g/bhp-hr)
<b>Edit</b>	1	CF5L94	0123456789		Bore/Drill Rigs	CASE	2006	CASE CORPORATION	2006	1000	740		Electric (Replaced Diesel)		

While this document is intended to assist fleets with their compliance efforts, it does not alter or modify the terms of any ARB regulation, is not a substitute for reading the regulation, nor does it constitute legal advice. It is the sole responsibility of fleets to ensure compliance with the Regulation for In-Use Off-Road Diesel-Fueled Fleets.

7. For diesel engines converted to alternative fuel, electric vehicles used to replace diesel vehicles, and gasoline engines, enter the following:
  - a. Horsepower of the diesel vehicle/engine that was replaced;
  - b. The date of replacement; and
  - c. For gasoline only, enter the EO number. Instructions for locating the EO number are found starting on page 8 of this User Guide.

Then select “Enter Data” to save the changes.

Engine Information									
Eng Manufacturer	Eng MY	Eng HP	Eng KW	Eng Family	Non-Diesel Engine	EO #	Emission Standard (NOx)(g/bhp-hr)	Diesel HP Replace	Date Replace (yyyy-mm-dd)
CASE CORPORATION	2006	100	74	6CPX1.2345D	Electric (Replaced Diesel)	<input style="border: 2px solid red;" type="text"/>	<input type="text"/>	<input type="text"/>	0000 ▾   00 ▾   00 ▾

\* - To enter the Emission Standard, please call the DOORS hotline at 877-593-6677 or email doors@arb.ca.gov

8. For all non-diesel engines except electric, contact ARB staff on the DOORS Hotline at 1-877-59DOORS (1-877-593-6677), or by email at [doors@arb.ca.gov](mailto:doors@arb.ca.gov) to have your engine’s NOx standard entered.

While this document is intended to assist fleets with their compliance efforts, it does not alter or modify the terms of any ARB regulation, is not a substitute for reading the regulation, nor does it constitute legal advice. It is the sole responsibility of fleets to ensure compliance with the Regulation for In-Use Off-Road Diesel-Fueled Fleets.

## Non-Standard Engine Categories

There are four categories for engines certified to a different emission standard:

- **Consent Decree:** Vehicles with consent decree engines have engines certified to a more stringent emission standard than required for the engine's model year and hp (e.g., the engine is certified to Tier 3 standards when based on model year, it was only required to be certified to Tier 2 standards).
- **Flexibility:** Vehicles with flexibility (flex) engines have engines that were produced by engine manufacturers to a less stringent emission standard after a new tier of emission standards went into effect (e.g., the engine is certified to Tier 2 standards after Tier 3 standards became effective). The purpose of flex engines is to provide manufacturers more time to redesign their vehicles and/or engines to meet the newer, more stringent emission standards.
- **On-Road:** For off-road vehicles that have been repowered with on-road engines, or for on-road two-engine vehicles, fleets may use the emission standard for the on-road engine when calculating its fleet average.
- **Rebuild:** Engines that have been rebuilt and certified to meet more stringent emission standards fall under this category. Engines that have been repaired or rebuilt to their original emissions configuration do not fall under this category.

With the exception of flex engines, fleets are required to report the appropriate EO number for each non-standard engine. When "Flexibility Engine" is selected, DOORS automatically assigns an emission factor based on the hp and model year of the engine. Instructions for locating the EO number are found starting on page 8 of this User Guide.

While this document is intended to assist fleets with their compliance efforts, it does not alter or modify the terms of any ARB regulation, is not a substitute for reading the regulation, nor does it constitute legal advice. It is the sole responsibility of fleets to ensure compliance with the Regulation for In-Use Off-Road Diesel-Fueled Fleets.

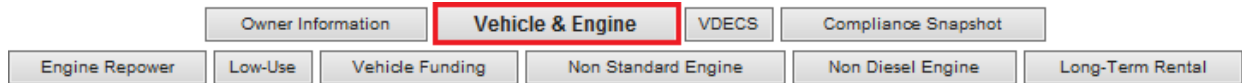
## Reporting Non-Standard Engines

To report a vehicle with a non-standard engine, there are two reporting pages that must be completed: the Vehicle & Engine page and the Non-standard page. The steps for completing these pages are as follows:

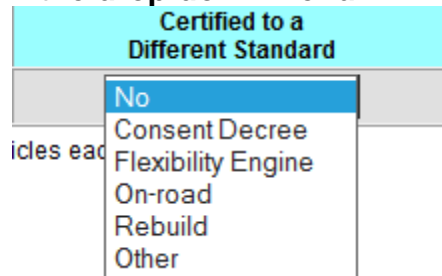
1. Log in to your DOORS account and select your fleet in the left window.

Choose A Fleet				
	DOORS ID	Fleet / Company Name	# of Equipment (Vehicle)	Fleet Type
208	54666	Test - Example Fleet	7	Off-Road Diesel
209	54686	Test - Example Fleets	9	Off-Road Diesel
210	83338	Test - Example Large Fleet	7	Off-Road Diesel

2. Select “Vehicle & Engine” at the top of the page. Alternatively, if you are reporting an existing vehicle that has been repowered with a non-diesel engine, select “Engine Repower” at the top of the page.



3. When entering the engine information, select the appropriate non-standard engine category from the drop-down menu.



4. Select “Enter Vehicle & Engine Data” on the Vehicle & Engine page or “Repower Engine” on the Engine Repower page to save your changes. No additional reporting is required for flex engines.

While this document is intended to assist fleets with their compliance efforts, it does not alter or modify the terms of any ARB regulation, is not a substitute for reading the regulation, nor does it constitute legal advice. It is the sole responsibility of fleets to ensure compliance with the Regulation for In-Use Off-Road Diesel-Fueled Fleets.

Enter Vehicle & Engine Data

Repower Engine

- For consent decree, on-road, and rebuilt engines, select “Non-Standard Engine” at the top of the page. Flexibility engines have no further reporting requirements.

Owner Information    Vehicle & Engine    Engine Repower    VDECS

Low-use    Vehicle Funding    **Non Standard Engine**    Non Diesel Engine    Stolen Vehicle    Long-Term Rental

- Select “Edit” next to the non-standard vehicle you wish to edit.

	Vehicle Information							Engine Information									
	Line #	EIN	Veh Serial #	Your Veh #	Veh Type	Veh Manufacturer	Veh MY	Eng Manufacturer	Eng MY	Eng HP	Eng KW	Certified to a Different Standard	Eng Family	EO #	Emission Standard (NOx) (g/bhp-hr)	Eng Tier	Date Rebuild (yyyy-mm-dd)
<b>Edit</b>	1	XF5F97	123456789	123	Bore/Drill Rigs	CASE	2006	CASE CORPORATION	2006	100	74	Rebuild	6CPX1.2345D				

- For consent decree, on-road, and rebuilt engines, enter the EO number and the date of rebuild for rebuilt engines only. Then select “Enter Data” to save the changes.

Edit Non-Standard Engine Information															
Vehicle Information							Engine Information								
EIN	Veh Serial #	Your Veh #	Veh Type	Veh Manufacturer	Veh MY	Eng Manufacturer	Eng MY	Eng HP	Eng KW	Certified to a Different Standard	Eng Family	EO #	Emission Standard (NOx)(g/bhp-hr)	Eng Tier	Date Rebuild (yyyy-mm-dd)
XF5F97	123456789	123	Bore/Drill Rigs	CASE	2006	CASE CORPORATION	2006	100	74	Rebuild	6CPX1.2345D				

\* - To enter the Emission Standard, please call the DOORS hotline at 877-593-6677 or email doors@arb.ca.gov.

Enter Data

- For all non-standard engines except electric, contact ARB staff on the DOORS Hotline at 1-877-59DOORS (1-877-593-6677) or by email at [doors@arb.ca.gov](mailto:doors@arb.ca.gov) to have your engine’s NOx standard entered.

While this document is intended to assist fleets with their compliance efforts, it does not alter or modify the terms of any ARB regulation, is not a substitute for reading the regulation, nor does it constitute legal advice. It is the sole responsibility of fleets to ensure compliance with the Regulation for In-Use Off-Road Diesel-Fueled Fleets.

## Locating Executive Order (EO) Numbers

### Non-Standard: On-Road:

The EO number for on-road engines can be found in the on-road engine certification database at <http://www.arb.ca.gov/msprog/onroad/cert/cert.php#6>.

1. Select the link under the “HDE\_HDV\_MDE” column next to the appropriate engine model year.

Executive Orders					
Model Year	PC_LDT_MDV_MDEV	HDE_HDV_MDE	ONMC	OFMC_ATV_UV_SV_SCAR_eGC	
				Green Sticker	Red Sticker (OFMC, ATV only)
2014	<a href="#">07/11/13</a> NEW	<a href="#">07/12/13</a> NEW	<a href="#">07/08/13</a>	<a href="#">07/08/13</a>	<a href="#">06/17/13</a>
2013	<a href="#">07/09/13</a>	<a href="#">06/24/13</a>	<a href="#">07/11/13</a>	<a href="#">07/03/13</a>	<a href="#">06/19/13</a>
2012	<a href="#">02/13/13</a>	<a href="#">12/14/12</a>	<a href="#">12/31/12</a>	<a href="#">12/31/12</a>	<a href="#">12/31/12</a>
2011	<a href="#">12/31/12</a>	<a href="#">03/13/13</a>	<a href="#">12/28/12</a>	<a href="#">12/28/12</a>	<a href="#">12/28/12</a>
2010	<a href="#">12/31/12</a>	<a href="#">04/04/13</a>	<a href="#">12/31/12</a>	<a href="#">02/07/11</a>	<a href="#">11/05/10</a>
2009	<a href="#">12/21/12</a>	<a href="#">03/19/13</a>	<a href="#">12/28/10</a>	<a href="#">12/31/12</a>	<a href="#">12/31/12</a>
2008	<a href="#">04/19/13</a>	<a href="#">07/05/12</a>	<a href="#">12/31/12</a>	<a href="#">12/31/12</a>	<a href="#">12/21/12</a>
2007	<a href="#">12/19/12</a>	<a href="#">03/27/13</a>	<a href="#">12/19/12</a>	<a href="#">12/19/12</a>	<a href="#">12/19/12</a>
2006	<a href="#">12/17/12</a>	<a href="#">08/04/11</a>	<a href="#">12/17/12</a>	<a href="#">12/17/12</a>	<a href="#">12/17/12</a>

While this document is intended to assist fleets with their compliance efforts, it does not alter or modify the terms of any ARB regulation, is not a substitute for reading the regulation, nor does it constitute legal advice. It is the sole responsibility of fleets to ensure compliance with the Regulation for In-Use Off-Road Diesel-Fueled Fleets.




- A list of certified on-road engines will appear, organized by engine manufacturer. You will then need to search for the appropriate EO number by engine displacement. The displacement is listed in the link name (e.g., "...\_8d0\_" means 8.0L displacement).

If there is more than one EO with the appropriate displacement listed, you will need to open each link and check to see which EO matches the engine family name, displacement, heavy heavy-duty diesel (HHDD) or medium heavy-duty diesel (MHDD), etc., for your specific engine.

Executive Orders	
<a href="#">cleanfuel_hdoe_a3670021_8d0_0d20_lpg.pdf</a>	
<a href="#">cleanfuel_hdov_a3670022_8d0_0d20_lpg.pdf</a>	
<a href="#">ford_hdoe_a0101777_6d8_0d20.pdf</a>	NEW
<a href="#">ford_hdov_a0101778_6d8_0d20.pdf</a>	NEW

- Click the appropriate EO link to open the EO file. The EO number can be found in the top right corner, next to the engine manufacturer.

California Environmental Protection Agency  <b>Air Resources Board</b>	FORD MOTOR COMPANY	<b>EXECUTIVE ORDER A-010-1777</b> New On-Road Heavy-Duty Engines
--	--------------------	---

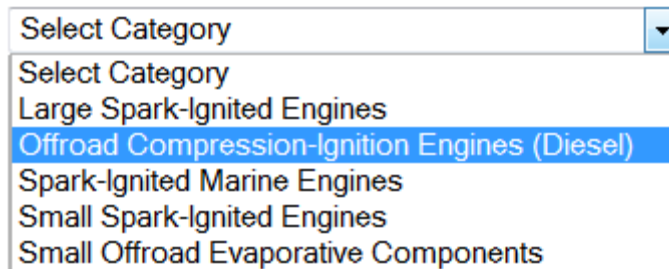
While this document is intended to assist fleets with their compliance efforts, it does not alter or modify the terms of any ARB regulation, is not a substitute for reading the regulation, nor does it constitute legal advice. It is the sole responsibility of fleets to ensure compliance with the Regulation for In-Use Off-Road Diesel-Fueled Fleets.

## Non-Standard: Off-Road:

The EO number for consent decree and rebuilt engines can be found in the off-road engine certification database at <http://www.arb.ca.gov/msprog/offroad/cert/cert.php>.


1. To search the engine certification database, first select “Offroad Compression-Ignition Engines (Diesel) Engines”

Browse Executive Orders



A screenshot of a web form titled "Browse Executive Orders". It features a dropdown menu with the text "Select Category" and a downward arrow. The dropdown is open, showing a list of engine categories: "Select Category", "Large Spark-Ignited Engines", "Offroad Compression-Ignition Engines (Diesel)", "Spark-Ignited Marine Engines", "Small Spark-Ignited Engines", and "Small Offroad Evaporative Components". The "Offroad Compression-Ignition Engines (Diesel)" option is highlighted in blue.

2. Next, select the engine model year from the drop down menu and select “Browse”.
3. A list of engine manufacturers will appear and you can select a specific engine manufacturer or select “All Manufacturers”, and then select “Submit”.



A screenshot of a web form showing a list of engine manufacturers. At the top left of the list is the text "ALL RESET". The list items are: "ALL MANUFACTURERS" (checked with a blue checkmark), "AB VOLVO PENTA", "CASE CORPORATION", "CATERPILLAR, INC.", "CUMMINS ENGINE CO., INC.", "DAEWOO HEAVY INDUSTRIES, LTD.", and "DAIHATSU MOTOR COMPANY". Each item has a checkbox to its left. A vertical scrollbar is visible on the right side of the list.


While this document is intended to assist fleets with their compliance efforts, it does not alter or modify the terms of any ARB regulation, is not a substitute for reading the regulation, nor does it constitute legal advice. It is the sole responsibility of fleets to ensure compliance with the Regulation for In-Use Off-Road Diesel-Fueled Fleets.

- You can then search the page for the appropriate EO number by referencing the engine family name.

CATERPILLAR, INC.

Executive Order	Engine Family	Max. Disp. (liter)	Min. Power (kW)	Max. Power (kW)	Application	Certification Level (g/kW-hr)				
						HC	NOx	NMHC + NOx	CO	PM
<a href="#">U-R-001-0495</a>	FCPXL18.1HXF	18.1	562	595	PUMP, CRANE, OTHER INDUSTRIAL EQUIPMENT	0.03	2.9	--	--	0.04
<a href="#">U-R-001-0496</a>	FCPXL27.0HXF	27	561	707	LOADER, PUMP, OTHER INDUSTRIAL EQUIPMENT	0.04	3.1	--	0.1	0.04
<a href="#">U-R-001-0497</a>	FCPXL32.0HXF	32	659	837	LOADER, TRACTOR, PUMP, OTHER INDUSTRIAL EQUIPMENT	0.04	3.1	--	0.01	0.02

- Click the appropriate EO link to open the EO file. The EO number can be found in the top right corner, next to the engine manufacturer.

	CATERPILLAR INC.	<b>EXECUTIVE ORDER U-R-001-0457</b> New Off-Road Compression-Ignition Engines
--	------------------	---

For more information on reporting, refer to our other guides, which are available in the Off-Road Knowledge Center at:

<http://www.arb.ca.gov/msprog/ordiesel/knowcenter.htm>

If you require additional assistance or information, please contact the DOORS hotline by phone at 1-877-59DOORS (1-877-593-6677), or by email at [doors@arb.ca.gov](mailto:doors@arb.ca.gov).

While this document is intended to assist fleets with their compliance efforts, it does not alter or modify the terms of any ARB regulation, is not a substitute for reading the regulation, nor does it constitute legal advice. It is the sole responsibility of fleets to ensure compliance with the Regulation for In-Use Off-Road Diesel-Fueled Fleets.