

State of California  
AIR RESOURCES BOARD

EXECUTIVE ORDER A-86-125  
Relating to Certification of New Motor Vehicles

MITSUBISHI CORPORATION

Pursuant to the authority vested in the Air Resources Board by the Health and Safety Code, Division 26, Part 5, Chapter 2; and

Pursuant to the authority vested in the undersigned by Health and Safety Code Sections 39515 and 39516 and Executive Orders G-45-3 and G-45-4;

IT IS ORDERED AND RESOLVED: That 1991 model-year Mitsubishi Corporation emission control systems are certified as described below for gasoline-powered passenger cars:

Engine Family: MMT2.0V5FC20 Displacement: 2.0 Liters (121.9 Cubic Inches)

Exhaust Emission Control Systems and Special Features:

Exhaust Gas Recirculation  
Heated Oxygen Sensor  
Sequential Multipoint Electronic Fuel Injection  
Three Way Catalyst

Vehicle models, transmissions, engine codes and evaporative emission control families are listed on attachments.

The following are the emission standards for this engine family:

<u>Hydrocarbons</u> <u>(Grams per Mile)</u>	<u>Carbon Monoxide</u> <u>(Grams per Mile)</u>	<u>Nitrogen Oxides</u> <u>(Grams per Mile)</u>
0.39	7.0	0.4

The following are the certification emission values for this engine family:

<u>Hydrocarbons</u> <u>(Grams per Mile)</u>	<u>Carbon Monoxide</u> <u>(Grams per Mile)</u>	<u>Nitrogen Oxides</u> <u>(Grams per Mile)</u>
0.22	2.7	0.2

BE IT FURTHER RESOLVED: That the listed vehicle models also comply with "California Evaporative Emission Standards and Test Procedures for 1978 and Subsequent Model Gasoline-Powered Motor Vehicles".

BE IT FURTHER RESOLVED: That the listed vehicle models also comply with the Board's "Specifications for Fill Pipes and Openings of Motor Vehicle Fuel Tanks" (Title 13, California Code of Regulations, Section 2290) for the aforementioned model-year.

BE IT FURTHER RESOLVED: That the listed vehicle models also comply with the Board's high altitude requirements and highway emission standards as stipulated in "California Exhaust Emission Standards and Test Procedures for 1988 and Subsequent Model Passenger Cars, Light-Duty Trucks, and Medium-Duty Vehicles".

BE IT FURTHER RESOLVED: That the listed vehicle models also comply with the "California Motor Vehicle Emission Control Label Specifications" (Title 13, California Code of Regulations, Section 1965) for the aforementioned model year.


BE IT FURTHER RESOLVED: That the vehicle models listed also comply with the "Malfunction and Diagnostic System for 1988 and Subsequent Model Year[s]..." (Title 13, California Code of Regulations, Section 1968) for the aforementioned model year.

BE IT FURTHER RESOLVED: That for the listed vehicles, the manufacturer has submitted and the Executive Officer hereby approves the materials to demonstrate certification compliance with the Board's emission control system warranty provisions (Health and Safety Code Section 43205).

Vehicles certified under this Executive Order must conform to all applicable California emission regulations.

The Bureau of Automotive Repair will be notified by copy of this order and attachment.





Executed at El Monte, California this 27<sup>th</sup> day of August, 1990.

  
R. B. Summerfield  
Assistant Division Chief  
Mobile Source Division

1991 AIR RESOURCES BOARD SUPPLEMENTAL DATA SHEETE.O. # A-86-125 Page 1Mfr.: Mitsubishi Motors Corporation Eng. Family: MMT2.0V5FC20

Passenger Cars: X Light-Duty Trucks:    Gas: X  
 Eng. Type: IL4 Liter (CID): 2.0 (121.9) Evap. Family: I  
 Emission Control Sys.: EGR+HO2S+TWC+ SMPI  
 (Special Features)

Engine: Front X Rear     
 Drive : FWD X RWD    4WD-FT X 4WD-PT     
 (for CM-F, ACM-F, CA-F, ACA-F)

Eng. Code	Vehicle Models	Trans. Type	ETW	Ign. System (ECU/PROM) Part No.	EGR System Part No.	Catalyst Part No.
CM ACM	Mitsubishi Galant	M5	3125 3250	Crank Angle Sensor T1T49571  ECU E2T37371	EGR Valve K5T50681  Solenoid K5T47172	MD156348 (  H5)
CM-F ACM-F	Mitsubishi Galant		3500	Crank Angle Sensor T1T49571  ECU E2T36373		MD162625 (  J7)
CA ACA	Mitsubishi Galant	L4	3250	Crank Angle Sensor T1T49571  ECU E2T37371	EGR Valve K5T50681  Solenoid K5T47172	MD156348 (  H5)
CA-F ACA-F	Mitsubishi Galant		3500 3625	Crank Angle Sensor  ECU E2T36373	EGR Valve K5T50682  Solenoid K5T47172	MD162625 (  J7)

Note: Refer to §08.13.02 for RLHP.

Date of Issue: \_\_\_\_\_ Revisions: \_\_\_\_\_