

State of California
AIR RESOURCES BOARD

EXECUTIVE ORDER A-6-135
Relating to Certification of New Motor Vehicles

GENERAL MOTORS CORPORATION

Pursuant to the authority vested in the Air Resources Board by Health and Safety Code Sections 43100, 43102, 43103, and 43835; and

Pursuant to the authority vested in the undersigned by Health and Safety Code Sections 39515 and 39516 and Executive Orders G-45-3 and G-45-4;

IT IS ORDERED AND RESOLVED: That General Motors Corporation exhaust emission control systems are certified as described below for 1979 model-year gasoline-powered passenger cars:

<u>Engine Family</u>	<u>Displacement Cubic Inches</u>	<u>Exhaust Emission Control Systems (Special Features)</u>
910W2KQU	98	Pulse Air Injection Exhaust Gas Recirculation Oxidation Catalyst

Vehicle Models, Transmissions, Engine Codes and Evaporative Emission Control Families as listed on attachments.

The following are the certification emission values to be listed on the window decal required by California Assembly-Line Test Procedures for 1979 model-year vehicles:

<u>Engine Family</u>	<u>Hydrocarbons Grams per Mile</u>	<u>Carbon Monoxide Grams per Mile</u>	<u>Nitrogen Oxides Grams per Mile</u>
910W2KQU	0.30	4.7	1.3

BE IT FURTHER RESOLVED: That the listed vehicle models also comply with "California Evaporative Emission Standards and Test Procedures for 1978 and Subsequent Model Gasoline-Powered Motor Vehicles except Motorcycles".

BE IT FURTHER RESOLVED: That the listed vehicle models also comply with the Board's "Specifications for Fill Pipes and Openings of Motor Vehicle Fuel Tanks" (Title 13, California Administrative Code, Section 2290) for the aforementioned model year.


GENERAL MOTORS CORPORATION

EXECUTIVE ORDER A-6-135
(Page 2 of 2)

Vehicles certified under this Executive Order must conform to all applicable California emission regulations.

The Department of Motor Vehicles, the California Highway Patrol, and the Bureau of Automotive Repair will be notified by copy of this order and attachment.

Executed at El Monte, California this 23 day of August, 1978.



G. C. Hass, Chief
Vehicle Emissions Control Division

1979 AIR RESOURCES BOARD SUPPLEMENTAL DATA SHEET

Manufacturer GENERAL MOTORS CORP. Executive Order No. A-6-135 Page 1

Engine Family 910W2KQU Engine (CID) 98

ABBREVIATIONS

Ignition System

CA-Centrifugal Advance
 EI-Electronic Ignition
 ESAC
 VA-Vacuum Advance
 VR-Vacuum Retard

Fuel System

EFI, MFI
 nV-nVenturi Carburetor
 VV-Variable Venturi

Exhaust Emissions Control System

AI-Air Injection
 CCAV-Comb. Chamber Air Valve
 EFI-Electronic Fuel Injection
 EGR-Exhaust Gas Recirculation
 EM-Engine Modification

ESAC-Electronic Spark Advance Control
 MFI-Mechanical Fuel Injection

OC-Oxidation Catalyst
 PAI-Pulse Air Injection
 TC-Turbo Charged
 TR-Thermal Reactor
 TWC-Three Way Catalyst
 (Feedback Control)
 WOC-Warm-up Oxidation Catalyst

Evaporative Family: 9B5-1

Division	Basic Body	Trim	Body Type
1	T	B	08
	T	B	68
	T	J	08

Chevrolet

Chevette Hatchback Coupe
 Chevette Hatchback Sedan
 Chevette "scooter" Hatchback Coupe

AIR RESOURCES BOARD 1979 SUPPLEMENTAL DATA SHEET - GM FORMAT

Manufacturer: GENERAL MOTORS CORPORATION Executive Order No. A-6-135

Engine Family 910W2KQU Engine CID 98 Transm. _____

Exhaust Emission Control System PAI -EGR-OC +10% (A/C) Yes No

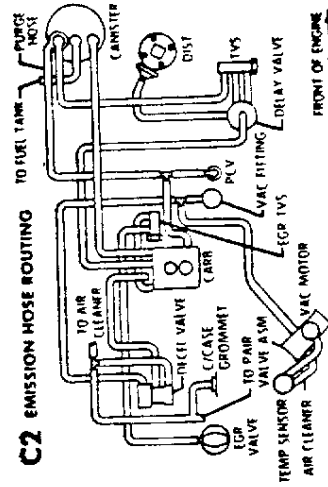
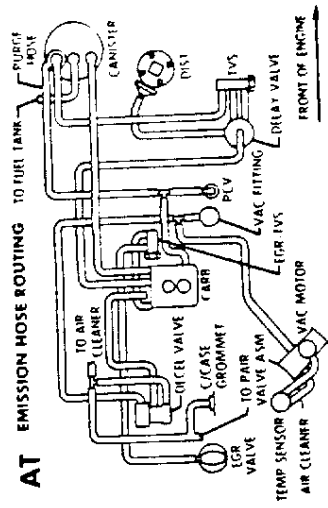
Eng. Code	Air Cond.	Ign. Syst. EI, VA, CA Distrib. Part No.	Fuel System 2V Carburetor Part No.	EGR Valve Part No.	Inertia Wt. Class	Divisions	Basic Body	Trim	Body Type	Trans- mission	Tune-up Label & Page No.	Rev. Notes				
1	W/O	Delco-Remy 1110742	Holley 466367	17057038	2250	1	T		08	M-4	AT 3	A A A A				
					2500		T	68								
2	W		466365		2250		T		08				A A A A			
					2500	T	68									
5	W/O	1110760	466368	17057037	2250		T	J	08	A-3				A A A A		
					2500	T T	B 68									
6	W		466366		2250		T	J	08						A A A A	
					2500	T T	B 68									
9	W/O	1110759	466375	17057043	2250		T		08	M-4	C2 3					A A A A
					2500	T	68									
10	W		466373		2250		T		08			A A A A				
					2500	T	68									

Comments: See page one for abbreviations and evaporative emission family identification. Please refer to manufacturer's HP lists for correct dyno test HP settings based on model, equipment and inertia weight class.

Date of Issue: 082278. Revisions: A. Trim codes added to body type 08, on 021679.

1979 AIR RESOURCES BOARD SUPPLEMENTAL DATA SHEET - GM FORMAT
 Executive Order No. A-6-135 Pg. 3

Manufacturer: General Motors Corporation



CATALYST	TRANSMISSION	
	AUTOMATIC W/D A/C	MANUAL W/D A/C
LOW ALTITUDE CERTIFICATION	16" @ 750	17" @ 800
TIMING (° BIC @ RPM)	0.035	0.035
SPARK PLUG GAP (IN)	0.035	0.035
CURB IDLE SPEED (RPM)	750 (DR)	800 (H)
SOLENOID ASM ADJUSTMENT WITH AIR COND. (RPM)	1150 (P) OR (N)	1150 (N)
FAST IDLE SPEED (RPM)	2500 (P) OR (N)	2500 (N)

[NOTE] IDE MIXTURE SCREW IS PRESET AND SEALED AT FACTORY. PROVI-
 SION FOR ADJUSTMENT DURING TUNE UP IS NOT PROVIDED.

FOR MAJOR REPAIR, ADJUSTING MIXTURE SETTING BY OTHER THAN
 APPROVED SERVICE MANUAL PROCEDURE MAY VIOLATE FEDERAL
 AND/OR CALIFORNIA OR OTHER STATE LAWS.

SEE SERVICE MANUAL, MAINTENANCE SCHEDULE B AND EMISSION
 HOSE ROUTING LABEL FOR ADDITIONAL INFORMATION.

PT. NO. 1400447

THIS VEHICLE CONFORMS TO U.S. EPA AND CALIFORNIA REGULATIONS APPLICABLE TO 1979 MODEL YEAR NEW PASSENGER CARS.

CATALYST	TRANSMISSION	
	AUTOMATIC W/D A/C	MANUAL W/D A/C
LOW ALTITUDE CERTIFICATION	17" @ 800	17" @ 800
TIMING (° BIC @ RPM)	0.035	0.035
SPARK PLUG GAP (IN)	0.035	0.035
CURB IDLE SPEED (RPM)	800 (N)	800 (N)
SOLENOID ASM ADJUSTMENT WITH AIR COND. (RPM)	1150 (N)	1150 (N)
FAST IDLE SPEED (RPM)	2500 (N)	2500 (N)

[NOTE] IDE MIXTURE SCREW IS PRESET AND SEALED AT FACTORY. PROVI-
 SION FOR ADJUSTMENT DURING TUNE UP IS NOT PROVIDED.

FOR MAJOR REPAIR, ADJUSTING MIXTURE SETTING BY OTHER THAN
 APPROVED SERVICE MANUAL PROCEDURE MAY VIOLATE FEDERAL
 AND/OR CALIFORNIA OR OTHER STATE LAWS.

SEE SERVICE MANUAL, MAINTENANCE SCHEDULE B AND EMISSION
 HOSE ROUTING LABEL FOR ADDITIONAL INFORMATION.

PT. NO. 1400447B

THIS VEHICLE CONFORMS TO U.S. EPA AND CALIFORNIA REGULATIONS APPLICABLE TO 1979 MODEL YEAR NEW PASSENGER CARS.

AT
 1.6 LITRE (OR CU IN)
 910W2KQU
 9B5.1

VEHICLE EMISSION CONTROL INFORMATION
 GENERAL MOTORS CORPORATION

SET PARKING BRAKE AND BLOCK DRIVE WHEELS.

MAKE ALL ADJUSTMENTS WITH ENGINE AT NORMAL OPERATING TEMPERATURE, CHOKE FULL OPEN, AIR CLEANER REMOVED, THERMAC VACUUM SOURCE PLUGGED, AND AIR CONDITIONING OFF, EXCEPT WHERE NOTED.

- DISCONNECT AND PLUG VACUUM HOSE AT DISTRIBUTOR. SET IGNITION TIMING AT SPECIFIED ENGINE SPEED.
- DISCONNECT AND PLUG VACUUM HOSE AT EGR VALVE AND CANISTER. PURGE HOSE AT CANISTER. ADJUST CARBURETOR SPEED SCREW TO OBTAIN SPECIFIED CURB IDLE SPEED. UNPLUG AND RECONNECT VACUUM HOSE TO DISTRIBUTOR.
- VEHICLES WITH AIR CONDITIONING — PLACE TRANSMISSION IN PARK OR NEUTRAL AND DISCONNECT ELECTRICAL LEAD FROM A/C COMPRESSOR. TURN AIR CONDITIONING SWITCH ON AND OPEN THROTTLE MOMENTARILY TO ASSURE SOLENOID IS FULLY EXTENDED. ADJUST SOLENOID SCREW TO SPECIFIED RPM. RECONNECT COMPRESSOR LEAD. TURN AIR CONDITIONING SWITCH OFF.
- WITH TRANSMISSION IN PARK OR NEUTRAL, ADJUST FAST IDLE SCREW TO SPECIFIED SPEED ON HIGH STEP OF CAN. UNPLUG AND RECONNECT VACUUM HOSE TO EGR VALVE AND CANISTER. PURGE HOSE TO CANISTER. UNPLUG THERMAC AND REPLACE AIR CLEANER.

C2
 1.6 LITRE (OR CU IN)
 910W2KQU
 9B5.1

VEHICLE EMISSION CONTROL INFORMATION
 GENERAL MOTORS CORPORATION

SET PARKING BRAKE AND BLOCK DRIVE WHEELS.

MAKE ALL ADJUSTMENTS WITH ENGINE AT NORMAL OPERATING TEMPERATURE, CHOKE FULL OPEN, AIR CLEANER REMOVED, THERMAC VACUUM SOURCE PLUGGED, AND AIR CONDITIONING OFF, EXCEPT WHERE NOTED.

- DISCONNECT AND PLUG VACUUM HOSE AT DISTRIBUTOR. SET IGNITION TIMING AT SPECIFIED ENGINE SPEED.
- DISCONNECT AND PLUG VACUUM HOSE AT EGR VALVE AND CANISTER. PURGE HOSE AT CANISTER. ADJUST CARBURETOR SPEED SCREW TO OBTAIN SPECIFIED CURB IDLE SPEED. UNPLUG AND RECONNECT VACUUM HOSE TO DISTRIBUTOR.
- VEHICLES WITH AIR CONDITIONING — PLACE TRANSMISSION IN NEUTRAL AND DISCONNECT ELECTRICAL LEAD FROM A/C COMPRESSOR. TURN AIR CONDITIONING SWITCH ON AND OPEN THROTTLE MOMENTARILY TO ASSURE SOLENOID IS FULLY EXTENDED. ADJUST SOLENOID SCREW TO SPECIFIED RPM. RECONNECT COMPRESSOR LEAD. TURN AIR CONDITIONING SWITCH OFF.
- WITH TRANSMISSION IN NEUTRAL, ADJUST FAST IDLE SCREW TO SPECIFIED SPEED ON HIGH STEP OF CAN. UNPLUG AND RECONNECT VACUUM HOSE TO EGR VALVE AND CANISTER. PURGE HOSE TO CANISTER. UNPLUG THERMAC AND REPLACE AIR CLEANER.

Issued: 082278.