

State of California
AIR RESOURCES BOARD

EXECUTIVE ORDER A-6-153
Relating to Certification of New Motor Vehicles

GENERAL MOTORS CORPORATION

Pursuant to the authority vested in the Air Resources Board by Health and Safety Code Sections 43100, 43102, 43103, and 43835; and

Pursuant to the authority vested in the undersigned by Health and Safety Code Sections 39515 and 39516 and Executive Orders G-45-3 and G-45-4;

IT IS ORDERED AND RESOLVED: That General Motors Corporation exhaust emission control systems are certified as described below for 1979 model-year gasoline-powered light-duty trucks:

<u>Engine Family</u>	<u>Displacement Cubic Inches</u>	<u>Exhaust Emission Control Systems (Special Features)</u>
912F2	250	Exhaust Gas Recirculation Oxidation Catalyst Pulse Air Injection

Vehicle Models, Transmissions, Engine Codes and Evaporative Emission Control Families as listed on attachments.

The following are the certification emission values to be listed on the window decal required by California Assembly-Line Test Procedures for 1979 model-year vehicles:

<u>Engine Family</u>	<u>Inertia Weight Class</u>	<u>Hydrocarbons Grams per Mile</u>	<u>Carbon Monoxide Grams per Mile</u>	<u>Nitrogen Oxides Grams per Mile</u>
912F2	4000- 6000	.41	6.4	1.8

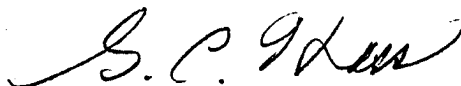
BE IT FURTHER RESOLVED: That the listed vehicle models also comply with "California Evaporative Emission Standards and Test Procedures for 1978 and Subsequent Model Gasoline-Powered Motor Vehicles except Motorcycles".

BE IT FURTHER RESOLVED: That the listed vehicle models also comply with the Board's "Specifications for Fill Pipes and Openings of Motor Vehicle Fuel Tanks" (Title 13, California Administrative Code, Section 2290) for the aforementioned model year.

Vehicles certified under this Executive Order must conform to all applicable California emission regulations.

The Department of Motor Vehicles, the California Highway Patrol, and the Bureau of Automotive Repair will be notified by copy of this order and attachment.

Executed at El Monte, California this 12 day of September, 1978.



G. C. Hass, Chief
Vehicle Emissions Control Division

1979 AIR RESOURCES BOARD SUPPLEMENTAL DATA SHEET

Manufacturer General Motors Corp. Executive Order No. A-6-153 Page 1

Engine Family 912F2 Engine (CID) 250

ABBREVIATIONS

Ignition System

CA-Centrifugal Advance
 EI-Electronic Ignition
 ESAC
 VA-Vacuum Advance
 VR-Vacuum Retard

Fuel System

EFI, MFI
 nV-nVenturi Carburetor
 VV-Variable Venturi

Exhaust Emissions Control System

AI-Air Injection
 CCAV-Comb. Chamber Air Valve
 EFI-Electronic Fuel Injection
 EGR-Exhaust Gas Recirculation
 EM-Engine Modification

ESAC-Electronic Spark Advance Control

MFI-Mechanical Fuel Injection

OC-Oxidation Catalyst
 PAI-Pulse Air Injection
 TC-Turbo Charged
 TR-Thermal Reactor
 TWC-Three Way Catalyst (Feedback Control)
 WOC-Warm-up Oxidation Catalyst

Evaporative Emission Family 9B6-T, 9C6-T

*Note: Chevrolet models are listed. GMC Truck Div. has a complete line of matching models, not listed. For GMC models, read T instead of C as the first letter of the model code.

TRUCK MODEL IDENTIFICATION *

1. C = Chevrolet; T = GMC Truck C C 10703 + E63 + LG9

2. Chassis Type _____

3. GVW Range _____

4. CA Dimension/Model Type _____

5. Cab or Body Style _____

6. Body Ordering Code _____

7. Engine Ordering Code _____

② Chassis Type

C—Conventional 4 x 2
 G—Forward Control 4 x 2 (Body-Frame Integral)
 K—Conventional 4 x 4 (Four Wheel Drive)
 P—Forward Control 4 x 2 (Conventional)

③ Series/GVW Range

1—4800 to 7300
 2—6400 to 8400
 3—6400 to 14,500

⑤ Cab or Body Style

03—Conventional Cab (C-K models), Cutaway Van, Hi-Cube Van (G models)
 05—Chevy Van, Vandura
 06—Suburban/Sportvan, Rally Wagon with Panel Rear Doors
 16—Blazer, Jimmy
 32—Motor Home Chassis
 42—Forward Control Chassis, Step-Van, Value Van
 43—Bonus Cab, Crew Cab

④ CA Dimension/Model Type

05—Blazer, Jimmy, Step-Van, Value Van
 07—42"/Pickup, Chassis-Cab
 08—FC or Motor Home Chassis, Step-Van, Value Van
 09—56"/Suburban, Chassis-Cab, Pickup
 10—60"/FC Chassis, Chevy Van, Vandura, Sportvan, Rally Wagon, Chassis-Cab, Step-Van, Value Van

⑥ Body Code

ZW9—Base Body
 Z58—Blazer, Jimmy w/White Top
 Z59—Blazer, Jimmy w/Black Top
 Z64—RV Cutaway Van
 E31—Hi-Cube Van (10' Steel 96" Wide)
 E32—Step-Van, Value Van (Steel)
 E33—Step-Van, Value Van (Aluminum)
 E34—Hi-Cube Van (10' Steel 82" Wide)
 E36—Hi-Cube Van (96" Wide 10' Aluminum)
 E38—Hi-Cube Van (12' Steel 96" Wide)
 E39—Hi-Cube Van (96" Wide 12' Aluminum)
 E55—Suburban (w/End Gate)
 E62—Stepside (Fenderside) Pickup
 E63—Fleetside (Wide Side) Pickup
 E94—Beauville Sportvan, Rally STX

11—Motor Home Chassis
 13—Chevy Van, Vandura, Sportvan, Rally Wagon, Cutaway Van, Hi-Cube Van
 14—84"/FC or Motor Home Chassis, Chassis-Cab, Step-Van, Value Van
 16—Cutaway Van, Hi-Cube Van
 18—Motor Home Chassis

⑦ Engine Code

LD4—250 Six
 L25—292 Six
 LG9—305.2 V8
 LS9—350.4 V8
 LF4—400.4 V8
 LF8—454.4 V8
 LFB—350-DIESEL

Engine Family 912F2 Engine (CID) 250 Transm. _____

Exhaust Emission Control System EGR, OC, PAT +10% (A/C) Yes No

Eng. Code	Air Cond.	Ign.Syst. EI,CA,VA	Fuel System 2V	EGR System	Inertia Wt. Class	See Pg.1 for:		Trans- mission	Cert. Veh. Axle Ratio	Tune-up Label & Page No.	Rev. Notes
						Model Code	Body Code(s)				
10	W or WO	Delco Remy 1110749	Rochester 17059765	17062085	4000	CC10703	E62	M-3 M-4	3.40	UX or UW	3
						CC10703	E63	M-3 M-4			
						CG11005	None	M-3			
					4500	CC10903	E62	M-3 M-4			
						CC10903	E63	M-3 M-4			
						CG11305 CG11006 CG11306	None	M-3			
12			17059764		4000	CC10703 CC10703 CG11005	E62 E63 None	A-3	3.07		
						4500	CC10903 CC10903 CG11305 CG11006 CG11306	E62 E63 None			

Comments: See page one for abbreviations and evaporative emission family identification. Please refer to manufacturer's HP list for correct dyno test HP settings based on model, equipment and inertia weight class.

Date of Issue: 090878. Revisions:

VEHICLE EMISSION CONTROL INFORMATION
GENERAL MOTORS CORPORATION

CATALYST
 PAIR FOR THE
 LOW ALTITUDE CERTIFICATION

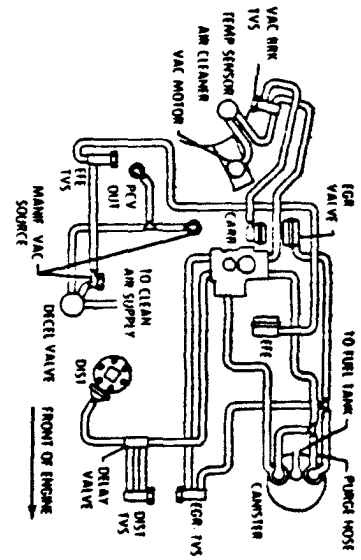
	TRANSMISSION	
	AUTOMATIC	MANUAL
TIMING (° BIC @ RPM)	10° @ 600	10° @ 750
SPARK PLUG GAP (IN.)	0.035	0.035
CURVE ROL SPEED (RPM)	600 (ON)	750 (IN)
BASE ROL SPEED (RPM)	425 (ON)	425 (IN)
FAST ROL SPEED (RPM)	2100 (P) OR (N)	2100 (N)

[NOTE] ROL MIXTURE SCREWS ARE PRESET AND SEALED AT FACTORY. PROVISION FOR ADJUSTMENT DURING TUNE UP IS NOT PROVIDED.

FOR MAJOR REPAIR, ADJUSTING MIXTURE SETTING BY OTHER THAN APPROVED SERVICE MANUAL PROCEDURE MAY VIOLATE FEDERAL AND/OR CALIFORNIA OR OTHER STATE LAWS.

SEE SERVICE MANUAL AND MAINTENANCE SCHEDULE FOR ADDITIONAL INFORMATION.

EMISSION HOSE ROUTING



PT. NO 14007812

VEHICLE EMISSION CONTROL INFORMATION
GENERAL MOTORS CORPORATION

CATALYST
 PAIR FOR THE
 LOW ALTITUDE CERTIFICATION

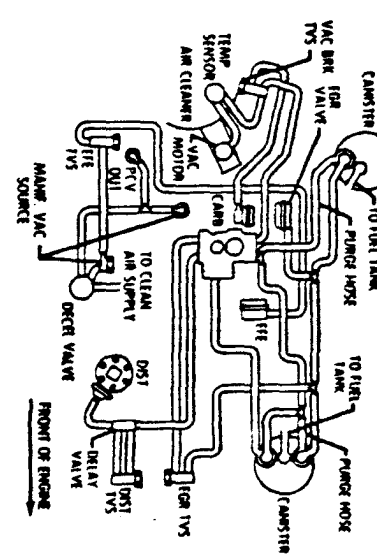
	TRANSMISSION	
	AUTOMATIC	MANUAL
TIMING (° BIC @ RPM)	10° @ 600	10° @ 750
SPARK PLUG GAP (IN.)	0.035	0.035
CURVE ROL SPEED (RPM)	600 (ON)	750 (IN)
BASE ROL SPEED (RPM)	425 (ON)	425 (IN)
FAST ROL SPEED (RPM)	2100 (P) OR (N)	2100 (N)

[NOTE] ROL MIXTURE SCREWS ARE PRESET AND SEALED AT FACTORY. PROVISION FOR ADJUSTMENT DURING TUNE UP IS NOT PROVIDED.

FOR MAJOR REPAIR, ADJUSTING MIXTURE SETTING BY OTHER THAN APPROVED SERVICE MANUAL PROCEDURE MAY VIOLATE FEDERAL AND/OR CALIFORNIA OR OTHER STATE LAWS.

SEE SERVICE MANUAL AND MAINTENANCE SCHEDULE FOR ADDITIONAL INFORMATION.

EMISSION HOSE ROUTING



PT. NO 14007813

UX - Single Fuel Tank

UX - Dual Fuel Tanks