

State of California
AIR RESOURCES BOARD

EXECUTIVE ORDER A-6-117
Relating to Certification of New Motor Vehicles

GENERAL MOTORS CORPORATION

Pursuant to the authority vested in the Air Resources Board by Health and Safety Code Sections 43100, 43102, 43103, and 43835; and

Pursuant to the authority vested in the undersigned by Health and Safety Code Sections 39515 and 39516 and Executive Orders G-45-3 and G-45-4;

IT IS ORDERED AND RESOLVED: That General Motors Corporation exhaust emission control systems for 1978 model-year passenger cars are certified for the vehicles described below:

Engine Family: 830M4AU
Engine: 350 CID, 403 CID
Transmission: 3-speed automatic
Exhaust Emission Control System: Air Injection, Exhaust Gas Recirculation, Oxidation Catalyst.

Models and Engine Codes as listed in attachment.

The following are the recommended values to be listed on the window decal required by California Assembly-Line Test Procedures for 1978 model-year vehicles:

| <u>Engine Family</u> | <u>Hydrocarbons Grams per Mile</u> | <u>Carbon Monoxide Grams per Mile</u> | <u>Nitrogen Oxides Grams per Mile</u> |
|----------------------|--|---|---|
| 830M4AU | 0.31 | 5.6 | 1.4 |

BE IT FURTHER RESOLVED: That the above models also comply with the Board's "Specifications for Fill Pipes and Openings of Motor Vehicle Fuel Tanks" (13 California Administrative Code, Section 2290) for the aforementioned model year, or have been granted a temporary exemption from the aforementioned "Specifications" by Executive Order AA-6 series.

BE IT FURTHER RESOLVED: That the above models also comply with "California Evaporative Emission Standards and Test Procedures for 1978 and Subsequent Model Gasoline-powered Motor Vehicles except Motorcycles".

Vehicles certified under this Executive Order must conform to all applicable California emission regulations.

The Department of Motor Vehicles, the California Highway Patrol, and the Bureau of Automotive Repair will be notified by copy of this order and attachment.

Executed at El Monte, California, this 26 day of August, 1977.



G. C. Hass, Chief
Vehicle Emissions Control Division

1978 AIR RESOURCES BOARD SUPPLEMENTAL DATA SHEET-GM FORMAT

Manufacturer GENERAL MOTORS CORPORATION Executive Order No. A-6J17 Page 1

Engine Family 830M4AU Engine (CID) 350 and 403

ABBREVIATIONS

| | | |
|--------------------------|---------------------------------|--|
| <u>Distributor</u> | <u>Exhaust Emission Control</u> | <u>ESAC-Electronic Spark Advance Control</u> |
| C-Centrifugal Advance | AI-Air Injection | OC-Oxidation Catalyst |
| V-Vacuum Advance | CAI-Catalyst Air Injection | |
| VR-Vacuum Retard | EFI-Electronic Fuel Injection | PAI-Pulse Air Injection |
| HEI-High Energy Ignition | EGR-Exhaust Gas Recirculation | TC-Turbo Charged |
| <u>Fuel System</u> | EM-Engine Modification | TWC-Three Way Catalyst (Feedback Control) |
| EFI | EFE-Early Fuel Evaporation | |
| nV-nVenturi Carburetor | | |

3

OLDSMOBILE

DIVISION
BASIC BODY
TRIM
BODY TYPE

| | | | |
|---|---|----|----------------------------------|
| A | J | 09 | Cutlass Salon Brougham Sedan + |
| | G | 09 | Cutlass Salon Sedan + |
| | H | 35 | Cutlass Cruiser Station Wagon |
| | M | 47 | Cutlass Supreme Brougham Coupe + |
| | R | 47 | Cutlass Supreme Coupe + |
| | K | 47 | Cutlass Calais Coupe + |
| | J | 87 | Cutlass Salon Brougham Coupe + |
| | G | 87 | Cutlass Salon Coupe + |

2

PONTIAC

4

BUICK

| | | | | | | | | |
|-----|----|----------|---------------------------------|-----|---|----|---------------------------|-------------------|
| - B | L | 35 | Catalina Safari Station Wagon | - B | R | 35 | Estate Wagon | |
| - | N | 35 | Bonneville Safari Station Wagon | - | N | 37 | LeSabre Coupe + | |
| - | L | 37 | Catalina Coupe + | - | P | 37 | LeSabre Custom Coupe + | |
| - | N | 37 | Bonneville Coupe | - | Z | 37 | Riviera Coupe | |
| - | Q | 37 | Bonneville Brougham Coupe | - | N | 69 | LeSabre Sedan + | |
| - | N | 69 | Bonneville Sedan. | - | P | 69 | LeSabre Custom Sedan / | |
| - | Q | 69 | Bonneville Brougham Sedan | - | C | V | 37 | Electra 225 Coupe |
| - | L | 69 | Catalina Sedan | - | U | 37 | Electra Park Avenue Coupe | |
| F | U | 87 | Formula | - | X | 37 | Electra Limited Coupe | |
| W | 87 | Trans Am | | - | V | 69 | Electra 225 Sedan | |
| | | | | - | X | 69 | Electra Limited Sedan | |
| | | | | - | U | 69 | Electra Park Avenue Sedan | |

3

OLDSMOBILE

| | | | | |
|-----|---|----|----------------------------|---------------------------|
| - B | Q | 35 | Custom Cruiser | |
| - | L | 37 | Delta 88 Coupe | |
| - | N | 37 | Delta 88 Royale Coupe | |
| - | M | 37 | Delta 88 Holiday Coupe | |
| - | L | 69 | Delta 88 Sedan | |
| - | N | 69 | Delta 88 Royale Sedan | |
| - | C | V | 37 | Ninety Eight Luxury Coupe |
| - | X | 37 | Ninety Eight Regency Coupe | |
| - | V | 69 | Ninety Eight Luxury Sedan | |
| - | X | 69 | Ninety Eight Regency Sedan | |
| E | W | 57 | Toronado XSR Coupe | |
| | Z | 57 | Toronado Brougham Coupe | |

3A models added: 101277.

1978 AIR RESOURCES BOARD SUPPLEMENTAL DATA SHEET - GM FORMAT

Passenger Cars

Manufacturer: General Motors Corporation

Executive Order No. A-6-117 Pg. 2

Engine Family 830M4AU

Engine (CID) 350,403

Transm. _____

Exhaust Emission Control System AI, EGR, OC

+10% (A/C)

Yes No

| Eng. Code (CID) | Air Cond. | Distrib. Type HEI Mfgr.C,V Part No. | Fuel System 4V Mfgr. Part No. | EGR System Part No. Service | Inertia Wt. Class | Divisions | Basic Body | Trim | Body Type | Trans- mission | Tune-up Label & Page No. | Rev. Notes |
|----------------------|-----------|--|--|-----------------------------------|----------------------|-------------------------------------|---------------------------------|--------------------|--|-------------------|--------------------------------|------------------|
| 11 (350) | W | Delco 1103266, 1103323 | Rochester 17058553 | 17056389 No Service | 4000 | 3 3 3 3 3 | A A A B B | | 09 35 47 87 37 69 | A-3 | HL 4 | C C C C |
| 11a, 11b (350) | | 1103259, 1103346 | | 17056382 | | 3 3 3 3 3 | A A A B B | | 09 35 47 87 37 69 | | | C A C C |
| 12, 12a (350) | | 1103266, 1103323 | | 17056390 | | 2 4 2 4 | B B B B | L NP L N | 37 37 69 69 | | | B A |
| | | | | | 4500 | 234 2 4 2 4 34 34 | B B B B B C C | NQ Z NQ P | 35 37 37 69 69 37 69 | | | |

Comments All models have special road load HP settings. See page one for abbreviations.

Date of Issue 091377 Revisions: A. Eng. Codes 11b, 12a added by RC 83-92 on 091477.
B. Dist. PN corrected for EC 12, 12a; C. 3A models added to EC 11, 11a and 11b by RC 83-69; EC 13, 13a, 15 and 16 moved to Pg. 2A on 101277.

1978 AIR RESOURCES BOARD SUPPLEMENTAL DATA SHEET - GM FORMAT

Passenger Cars

Manufacturer: General Motors Corporation

Executive Order No. A-6-117 Pg. 2A

Engine Family 830M4AU Engine (CID) 350,403 Transm. _____

Exhaust Emission Control System AI, EGR, OC +10% (A/C) Yes No

| Eng. Code (CID) | Air Cond. | Distrib. Type Note 1 Mfgr. Part No. | Fuel System 4V Mfgr. Part No. | EGR System Part No. Service | Inertia Wt. Class | Divisions | Basic Body | Trim | Body Type | Trans-mission | Tune-up Label & Page No. | Rev. Notes | |
|-----------------|-----------|---|----------------------------------|--------------------------------|-------------------|-----------|------------|------|-----------|---------------|--------------------------|------------|---|
| 13, 13a (403) | W | 1103264, 1103325 | 17058553 | 17056394 | 4000 | 2 | F | | 87 | A-3 | HO 4 | A | |
| | | | | | 4500 | 234 | B | 35 | B | | | | |
| | | | | | | 234 | B | 37 | | | | | |
| | | | | | | 234 | B | 69 | | | | | |
| | | | | | | 34 | C | 37 | | | | | |
| 15 (403) | | 1112990 | 17058555 | 17056395 | 5000 | 3 | E | 57 | | | | | |
| 16 (403) | | 1103313 | | | | 3 | E | 57 | | HU 5 | | | |
| 21 (350) | W/O | Delco 1103266, 1103323 | Rochester 17058553 | 17056389 No Service | 4000 | 3 | A | | 09 | | HL 4 | 4 | C |
| | | | | | | 3 | A | 35 | C | | | | |
| | | | | | | 3 | A | 47 | C | | | | |
| | | | | | | 3 | A | 87 | C | | | | |
| | | | | | | 3 | B | 37 | | | | | |
| 21a, 21b (350) | | 1103259, 1103346 | | 17056382 | | 3 | A | 09 | | | | C | |
| | | | | | | 3 | A | 35 | | | | AC | |
| | | | | | | 3 | A | 47 | | | | C | |
| | | | | | | 3 | A | 87 | | | | C | |
| | | | | | | 3 | B | 37 | | | | | |
| | | | | | | 3 | B | 69 | | | | | |

Comments All models have special road load HP settings. See page one for abbreviations.

Note 1. HEI, C, V except EC 15 and 16 which are Electronic Spark Timing (EST).

Date of Issue 101277 Revisions since issue date of Pgs. 1 and 2:

A. Eng. Codes 13a, 21b added by RC 83-92 on 091477. B. Iner. Wt. C1. was 4000 for 4BN37 before RC 83-67; C. 3A models added to EC 21, 21a, 21b by RC 83-69 on 101277.

1978 AIR RESOURCES BOARD SUPPLEMENTAL DATA SHEET - GM FORMAT

Passenger Cars

Manufacturer: General Motors Corporation

Executive Order No. A-6-117 Pg. 3

Engine Family 830M4AU

Engine (CID) 350, 403

Transm. _____

Exhaust Emission Control System AI, EGR, OC

+10% (A/C)

Yes No

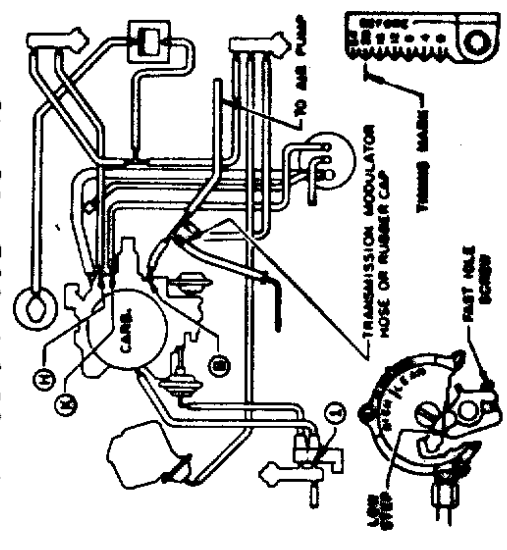
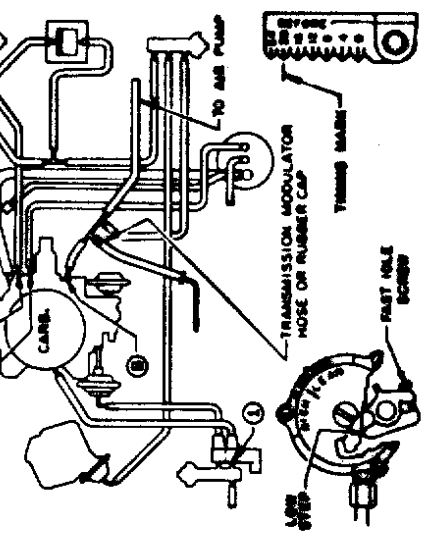
| Eng. Code (CID) | Air Cond. | Distrib. Type HEI C,V Mfgr. Part No. | Fuel System 4V Mfgr. Part No. | EGR System Part No. Service | Inertia Wt. Class | Divisions | Basic Body | Trim | Body Type | Trans- mission | Tune-up Label & Page No. | Rev. Notes | |
|-----------------|-----------|--|-------------------------------------|--------------------------------|-------------------|-----------|------------|------|-----------|----------------|--------------------------|------------|---|
| 22, 22a, (350) | W/O | 1103266, 1103323 | 17058553 | 17056390 | 4000 | 2 | B | | 37 | A-3 | HL 4 | B | |
| | | | | | | 4 | B | NP | 37 | | | | A |
| | | | | | | 2 | B | L | 69 | | | | |
| | | | | | | 4 | B | | 69 | | | | |
| 23, 23a (403) | W/O | 1103264, 1103325 | 17056394 | 17056394 | 4000 | 234 | B | | 35 | HO 5 | 5 | A | |
| | | | | | | 4 | B | Z | 37 | | | | |
| | | | | | | 2 | B | NQ | 69 | | | | |
| | | | | | | 34 | C | | 37 | | | | |
| 23, 23a (403) | W/O | 1103264, 1103325 | 17056394 | 17056394 | 4000 | 2 | B | | 87 | HO 5 | 5 | A | |
| | | | | | | 4 | B | NP | 37 | | | | |
| | | | | | | 23 | B | L | 69 | | | | |
| | | | | | | 4 | B | | 69 | | | | |
| 23, 23a (403) | W/O | 1103264, 1103325 | 17056394 | 17056394 | 4000 | 2 | B | | 87 | HO 5 | 5 | A | |
| | | | | | | 4 | B | NP | 37 | | | | |
| | | | | | | 23 | B | L | 69 | | | | |
| | | | | | | 4 | B | | 69 | | | | |
| 23, 23a (403) | W/O | 1103264, 1103325 | 17056394 | 17056394 | 4000 | 234 | B | | 35 | HO 5 | 5 | A | |
| | | | | | | 4 | B | Z | 37 | | | | |
| | | | | | | 2 | B | NQ | 69 | | | | |
| | | | | | | 3 | B | N | 69 | | | | |
| 23, 23a (403) | W/O | 1103264, 1103325 | 17056394 | 17056394 | 4000 | 34 | C | | 37 | HO 5 | 5 | A | |
| | | | | | | 34 | C | | 69 | | | | |

Comments All models have special road load HP settings. See page one for abbreviations.

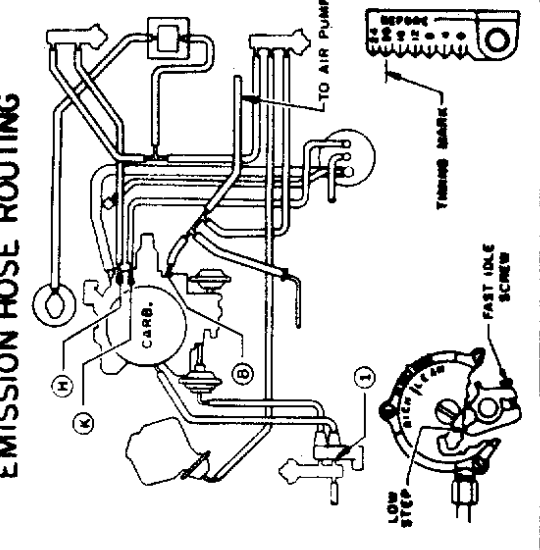
Date of Issue 091377 Revisions: A. Eng. Codes 22a, 23a added by RC 83-92 on 091477.
 B. Dist. PN corrected for EC 22, 22a; C. Iner. Wt. Cl. was 4000 for 4C37 in EC 22a, 4CV and X37 and 4CV69 in EC 23a before RC83-67; EC 21, 21a, 21b moved to Pg. 2A on 101277.

Issued: 091377

$\frac{3}{16}$ " HIGH LETTERS


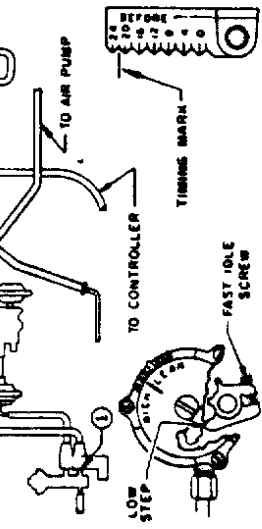
| | | | |
|--|--|--|---|
| HL 350 CU. IN. 830MA1U/88FV | VEHICLE EMISSION CONTROL INFORMATION GENERAL MOTORS CORPORATION SET PARKING BRAKE AND BLOCK DRIVE WHEELS MAKE ADJUSTMENTS WITH ENGINE AT NORMAL OPERATING TEMPERATURE. CHOKE FULLY OPEN AND WHERE APPLICABLE AIR CONDITIONING OFF. 1. DISCONNECT MOLDED CONNECTOR FROM AIR CLEANER TVS SWITCH. PLUG VACUUM SOURCE ① ON CONNECTOR AND REMOVE AIR CLEANER. 2. DISCONNECT VACUUM HOSES FROM PORTS ④, ⑤ AND ⑥ ON CARBURETOR AND PLUG PORTS. 3. SET TIMING AT SPECIFIED RPM, IN PARK. 4. ADJUST CARBURETOR IDLE SPEED SCREW TO SPECIFIED RPM, IN DRIVE. 5. ADJUST CARBURETOR FAST IDLE SPEED SCREW TO SPECIFIED RPM ON LOW STEP OF CAM, IN PARK. 6. ON AIR-CONDITIONED CARS — AFTER COMPLETING ABOVE ADJUSTMENTS, DISCONNECT ELECTRICAL CONNECTOR AT A/C COMPRESSOR CLUTCH TURN A/C SWITCH ON AND ADJUST SOLENOID (ENERGIZED) SCREW TO SPECIFIED RPM, IN DRIVE. TURN A/C SWITCH OFF. RECONNECT ELECTRICAL CONNECTOR. 7. RECONNECT HOSES TO PORTS ④, ⑤ AND ⑥ ON CARBURETOR. 8. INSTALL AIR CLEANER AND RECONNECT MOLDED CONNECTOR TO TVS SWITCH. | ICATALYST-E.G.R.-A.I.R. LOW ALTITUDE CERTIFICATION | EMISSION HOSE ROUTING  <p>Labels: CARB., TRANSMISSION MODULATOR HOSE OR RUBBER CAP, TIMING MARK, FAST IDLE SCREW, LOW STEP.</p> |
| SET PARKING BRAKE AND BLOCK DRIVE WHEELS MAKE ADJUSTMENTS WITH ENGINE AT NORMAL OPERATING TEMPERATURE. CHOKE FULLY OPEN AND WHERE APPLICABLE AIR CONDITIONING OFF. 1. DISCONNECT MOLDED CONNECTOR FROM AIR CLEANER TVS SWITCH. PLUG VACUUM SOURCE ① ON CONNECTOR AND REMOVE AIR CLEANER. 2. DISCONNECT VACUUM HOSES FROM PORTS ④, ⑤ AND ⑥ ON CARBURETOR AND PLUG PORTS. 3. SET TIMING AT SPECIFIED RPM, IN PARK. 4. ADJUST CARBURETOR IDLE SPEED SCREW TO SPECIFIED RPM, IN DRIVE. 5. ADJUST CARBURETOR FAST IDLE SPEED SCREW TO SPECIFIED RPM ON LOW STEP OF CAM, IN PARK. 6. ON AIR-CONDITIONED CARS — AFTER COMPLETING ABOVE ADJUSTMENTS, DISCONNECT ELECTRICAL CONNECTOR AT A/C COMPRESSOR CLUTCH TURN A/C SWITCH ON AND ADJUST SOLENOID (ENERGIZED) SCREW TO SPECIFIED RPM, IN DRIVE. TURN A/C SWITCH OFF. RECONNECT ELECTRICAL CONNECTOR. 7. RECONNECT HOSES TO PORTS ④, ⑤ AND ⑥ ON CARBURETOR. 8. INSTALL AIR CLEANER AND RECONNECT MOLDED CONNECTOR TO TVS SWITCH. | | TIMING(DEG. BTDC @ RPM) 20° @ 1100 (IN PARK) SPARK PLUGS GAP TYPE .060 IN. AC R46 S2 CARBURETOR SCREW(RPM) 550 (IN DRIVE) FAST IDLE SCREW(RPM) 1000 (IN PARK) SOLENOID SCREW(RPM) 650 (IN DRIVE) CHOKE SETTING 2 N.R. | EMISSION HOSE ROUTING  <p>Labels: CARB., TRANSMISSION MODULATOR HOSE OR RUBBER CAP, TIMING MARK, FAST IDLE SCREW, LOW STEP.</p> |
| THIS VEHICLE CONFORMS TO U.S. EPA AND CALIFORNIA REGULATIONS APPLICABLE TO 1978 MODEL YEAR NEW MOTOR VEHICLES. PRINTED IN U.S.A. | | IDLE MIXTURE SCREWS ARE PRESET AND CAPPED AT FACTORY. DO NOT BREAK CAPS. ADJUSTMENT DURING TUNE UPS NOT RECOMMENDED. FOR MAJOR REPAIR ADJUSTING MIXTURE SETTING BY OTHER THAN APPROVED SERVICE MANUAL PROCEDURE MAY VIOLATE FEDERAL AND/OR CALIFORNIA OR OTHER STATE LAWS. SEE SERVICE MANUAL AND MAINTENANCE SCHEDULE II FOR ADDITIONAL INFORMATION. PART NO. 560496 | |

$\frac{3}{16}$ " HIGH LETTERS

| | | | |
|---|--|--|---|
| HO 403 CU. IN. 830M4U/88FV | VEHICLE EMISSION CONTROL INFORMATION GENERAL MOTORS CORPORATION SET PARKING BRAKE AND BLOCK DRIVE WHEELS MAKE ADJUSTMENTS WITH ENGINE AT NORMAL OPERATING TEMPERATURE. CHOKE FULLY OPEN AND WHERE APPLICABLE AIR CONDITIONING OFF. 1. DISCONNECT MOLDED CONNECTOR FROM AIR CLEANER TVS SWITCH. PLUG VACUUM SOURCE ① ON CONNECTOR AND REMOVE AIR CLEANER. 2. DISCONNECT VACUUM HOSES FROM PORTS ④, ⑤ AND ⑥ ON CARBURETOR AND PLUG PORTS. 3. SET TIMING AT SPECIFIED RPM, IN PARK. 4. ADJUST CARBURETOR IDLE SPEED SCREW TO SPECIFIED RPM, IN DRIVE. 5. ADJUST CARBURETOR FAST IDLE SPEED SCREW TO SPECIFIED RPM ON LOW STEP OF CAM, IN PARK. 6. ON AIR-CONDITIONED CARS — AFTER COMPLETING ABOVE ADJUSTMENTS, DISCONNECT ELECTRICAL CONNECTOR AT A/C COMPRESSOR CLUTCH TURN A/C SWITCH ON AND ADJUST SOLENOID (ENERGIZED) SCREW TO SPECIFIED RPM, IN DRIVE. TURN A/C SWITCH OFF. RECONNECT ELECTRICAL CONNECTOR. 7. RECONNECT HOSES TO PORTS ④, ⑤ AND ⑥ ON CARBURETOR. 8. INSTALL AIR CLEANER AND RECONNECT MOLDED CONNECTOR TO TVS SWITCH. | ICATALYST-E.G.R.-A.I.R. LOW ALTITUDE CERTIFICATION | EMISSION HOSE ROUTING  <p>Labels: CARB., TRANSMISSION MODULATOR HOSE OR RUBBER CAP, TIMING MARK, FAST IDLE SCREW, LOW STEP.</p> |
| THIS VEHICLE CONFORMS TO U.S. EPA AND CALIFORNIA REGULATIONS APPLICABLE TO 1978 MODEL YEAR NEW MOTOR VEHICLES. PRINTED IN U.S.A. | | IDLE MIXTURE SCREWS ARE PRESET AND CAPPED AT FACTORY. DO NOT BREAK CAPS. ADJUSTMENT DURING TUNE UPS NOT RECOMMENDED. FOR MAJOR REPAIR ADJUSTING MIXTURE SETTING BY OTHER THAN APPROVED SERVICE MANUAL PROCEDURE MAY VIOLATE FEDERAL AND/OR CALIFORNIA OR OTHER STATE LAWS. SEE SERVICE MANUAL AND MAINTENANCE SCHEDULE II FOR ADDITIONAL INFORMATION. PART NO. 560499 | |

Issued: 091377

$\frac{3}{16}$ " HIGH LETTERS

| | | | |
|---|--|---|--|
| HU 403 CU. IN. 830 M4AU/8BFV | VEHICLE EMISSION CONTROL INFORMATION GENERAL MOTORS CORPORATION |  | CATALYST-E.G.R.-A.I.R. LOW ALTITUDE CERTIFICATION |
| SET PARKING BRAKE AND BLOCK DRIVE WHEELS. MAKE ADJUSTMENTS WITH ENGINE AT NORMAL OPERATING TEMPERATURE, CHOKE FULLY OPEN AND A/C SWITCH OFF EXCEPT WHERE NOTED. 1. DISCONNECT MOLDED CONNECTOR FROM AIR CLEANER TVS SWITCH. 2. PLUG VACUUM SOURCE (1) ON CONNECTOR AND REMOVE AIR CLEANER. 3. GROUND CONTROLLER (PROCESSOR) REFERENCE MODE TIMING LEAD (PURPLE WIRE UNDER DASH) TO BODY WITH JUMPER WIRE. 4. SET TIMING AT SPECIFIED RPM IN PARK, THEN DISCONNECT JUMPER WIRE. 5. DISCONNECT VACUUM HOSES FROM PORTS (2) AND (3) ON CARBURETOR AND PLUG PORTS. 6. ADJUST CARBURETOR IDLE SPEED SCREW TO SPECIFIED RPM IN DRIVE. 7. ON LOW STEP OF CAM IN PARK. 8. AFTER COMPLETING ABOVE ADJUSTMENTS, DISCONNECT ELECTRICAL CONNECTOR AT A/C COMPRESSOR CLUTCH, TURN A/C SWITCH ON AND ADJUST SOLENOID (ENERGIZED) SCREW TO SPECIFIED RPM IN DRIVE. 9. TURN A/C SWITCH OFF, RECONNECT ELECTRICAL CONNECTOR. 10. RECONNECT HOSES TO PORTS (4) AND (5) ON CARBURETOR. 11. INSTALL AIR CLEANER AND RECONNECT MOLDED CONNECTOR TO TVS SWITCH. | | TIMING(DEG.BTDC @ RPM) 22° @1100 (IN PARK) SPARK PLUGS GAP .060 IN. TYPE ACR465Z CARBURETOR SCREW(RPM) 600 (IN DRIVE) FAST IDLE SCREW(RPM) 1000 (IN PARK) SOLENOID SCREW(RPM) 650 (IN DRIVE) CHOKE SETTING 2 N.R. | |
| IDLE MIXTURE SCREWS ARE PRESET AND CAPPED AT FACTORY. DO NOT BREAK CAPS. ADJUSTMENT DURING TUNE UP IS NOT RECOMMENDED. FOR MAJOR REPAIR, ADJUSTING MIXTURE SETTING BY OTHER THAN APPROVED SERVICE MANUAL PROCEDURE MAY VIOLATE FEDERAL AND/OR CALIFORNIA OR OTHER STATE LAWS. SEE SERVICE MANUAL AND MAINTENANCE SCHEDULE II FOR ADDITIONAL INFORMATION. | | EMISSION HOSE ROUTING  | |
| PRINTED IN U.S.A. THIS VEHICLE CONFORMS TO U.S. EPA AND CALIFORNIA REGULATIONS APPLICABLE TO 1978 MODEL YEAR NEW MOTOR VEHICLES. | | PART NO. 560507 | |