

Pursuant to the authority vested in the Air Resources Board by Sections 43013, 43018, 43101, 43102, 43104 and 43105 of the Health and Safety Code; and

Pursuant to the authority vested in the undersigned by Sections 39515 and 39516 of the Health and Safety Code and Executive Order G-02-003;

**IT IS ORDERED AND RESOLVED:** That the following compression-ignition engines and emission control system produced by the manufacturer are certified as described below for use in off-road equipment. Production engines shall be in all material respects the same as those for which certification is granted.

MODEL YEAR	ENGINE FAMILY	DISPLACEMENT (liters)	FUEL TYPE	USEFUL LIFE (hours)
2005	5HZXL3.43C41	1.716, 2.574	Diesel	5000
SPECIAL FEATURES & EMISSION CONTROL SYSTEMS			TYPICAL EQUIPMENT APPLICATION	
Direct Diesel Injection			Pump, Generator Set	

The engine models and codes are attached.

The following are the exhaust certification standards (STD) and certification levels (CERT) for hydrocarbon (HC), oxides of nitrogen (NOx), or non-methane hydrocarbon plus oxides of nitrogen (NMHC+NOx), carbon monoxide (CO), and particulate matter (PM) in grams per kilowatt-hour (g/kW-hr), and the opacity-of-smoke certification standards and certification levels in percent (%) during acceleration (Accel), lugging (Lug), and the peak value from either mode (Peak) for this engine family (Title 13, California Code of Regulations, (13 CCR) Section 2423):


RATED POWER CLASS	EMISSION STANDARD CATEGORY		EXHAUST (g/kW-hr)					OPACITY (%)		
			HC	NOx	NMHC+NOx	CO	PM	ACCEL	LUG	PEAK
19 ≤ kW < 37	Tier 2	STD	N/A	N/A	7.5	5.5	0.60	N/A	N/A	N/A
		CERT	--	--	7.2	4.0	0.18	--	--	--

**BE IT FURTHER RESOLVED:** That for the listed engine models, the manufacturer has submitted the information and materials to demonstrate certification compliance with 13 CCR Section 2424 (emission control labels), and 13 CCR Sections 2425 and 2426 (emission control system warranty).

Engines certified under this Executive Order must conform to all applicable California emission regulations.

**This Executive Order is only granted to the engine family and model-year listed above. Engines in this family that are produced for any other model-year are not covered by this Executive Order.**

Executed at El Monte, California on this 9TH day of March 2005.

  
 Allen Lyons, Chief  
 Mobile Source Operations Division


# Engine Model Summary Form

Manufacturer: **Motorenfabrik Hatz**  
 Engine category: **Nonroad CI**  
 EPA Engine Family: **5HZXL3.43C41**  
 Mfr Family Name: **L/M41**  
 Process Code: **Running Change New**

Attachment 1 of 11  
 U-R-034-0065

1. Engine Code	2. Engine Model	3. BHP@RPM (SAE Gross)	4. Fuel Rate: mm <sup>3</sup> /stroke @ peak HP (for diesel only)	5. Fuel Rate: (lbs/hr) @ peak HP (for diesels only)	6. Torque @ RPM (SEA Gross)	7. Fuel Rate: mm <sup>3</sup> /stroke@peak torque	8. Fuel Rate: (lbs/hr)@peak torque	9. Emission Control Device Per SAE J1930
N/A	2M41	35,2@3000	44,0	7,4	62@3000	44,0	7,4	DDI
N/A	2M41	35,0@2950	44,0	7,2	62@2950	44,0	7,2	
N/A	2M41	34,8@2900	44,0	7,1	63@2900	44,0	7,1	
N/A	2M41	34,6@2850	44,0	7,0	64@2850	44,0	7,0	
N/A	2M41	34,4@2800	44,0	6,9	65@2800	44,0	6,9	
N/A	2M41	34,2@2750	44,5	6,8	65@2750	44,5	6,8	
N/A	2M41	33,9@2700	44,5	6,7	66@2700	44,5	6,7	
N/A	2M41	33,8@2650	44,5	6,6	67@2650	44,5	6,6	
N/A	2M41	33,5@2600	45,0	6,5	68@2600	45,0	6,5	
N/A	2M41	33,1@2550	45,0	6,4	68@2550	45,0	6,4	
N/A	2M41	32,6@2500	46,0	6,4	68@2500	46,0	6,4	
N/A	2M41	32,0@2450	46,0	6,3	69@2450	46,0	6,3	
N/A	2M41	31,6@2400	46,0	6,2	69@2400	46,0	6,2	
N/A	2M41	30,8@2350	46,0	6,0	69@2350	46,0	6,0	
N/A	2M41	34,0@2300	51,0	6,5	78@2300	51,0	6,5	
N/A	2M41	33,4@2250	51,0	6,4	78@2250	51,0	6,4	
N/A	2M41	32,7@2200	51,0	6,3	78@2200	51,0	6,3	
N/A	2M41	32,0@2150	51,0	6,1	78@2150	51,0	6,1	
N/A	2M41	31,4@2100	51,0	6,0	78@2100	51,0	6,0	
N/A	2M41	30,7@2050	51,0	5,8	79@2050	51,0	5,8	
N/A	2M41	30,0@2000	51,0	5,7	79@2000	51,0	5,7	
N/A	2M41	29,3@1950	49,5	5,4	79@1950	49,5	5,4	
N/A	2M41	28,5@1900	49,5	5,2	79@1900	49,5	5,2	
N/A	2M41	27,9@1850	49,5	5,1	79@1850	49,5	5,1	
N/A	2M41	27,1@1800	49,5	5,0	79@1800	49,5	5,0	
N/A	2M41	31,8@3000	40,0	6,7	56@3000	40,0	6,7	
N/A	2M41	31,5@2950	40,0	6,6	56@2950	40,0	6,6	
N/A	2M41	31,4@2900	40,0	6,5	57@2900	40,0	6,5	
N/A	2M41	31,1@2850	40,0	6,4	57@2850	40,0	6,4	
N/A	2M41	31,0@2800	40,0	6,2	58@2800	44,0	6,2	
N/A	2M41	30,8@2750	40,5	6,2	59@2750	40,5	6,2	

DDI



6,1  
6,0  
5,9  
5,8  
5,7  
5,6  
5,5  
5,4  
6,0

40,5  
40,5  
40,5  
40,5  
41,0  
41,0  
41,0  
41,0  
41,0  
47,0

59@2700  
60@2650  
61@2600  
61@2550  
62@2500  
62@2450  
62@2400  
62@2350  
70@2300

6,  
6,0  
5,9  
5,8  
5,7  
5,6  
5,5  
5,4  
6,0

40,5  
40,5  
40,5  
40,5  
41,0  
41,0  
41,0  
41,0  
41,0  
47,0

30,6@2700  
30,4@2650  
30,2@2600  
29,7@2550  
29,3@2500  
28,8@2450  
28,4@2400  
27,7@2350  
30,7@2300

2M41  
2M41  
2M41  
2M41  
2M41  
2M41  
2M41  
2M41  
2M41  
2M41

N/A  
N/A  
N/A  
N/A  
N/A  
N/A  
N/A  
N/A  
N/A  
N/A

Attachment 2 of 11

U-R-034-0065

# Engine Model Summary Form

Manufacturer: **Motorenfabrik Hatz**  
 Engine category: **Nonroad CI**  
 EPA Engine Family: **5HZXL3.43C41**  
 Mfr Family Name: **L/M41**  
 Process Code: **Running-Change New**

Attachment 3 of 11

U-R-034-0065

1. Engine Code	2. Engine Model	3. BHP@RPM (SAE Gross)	4. Fuel Rate: mm/stroke @ peak HP (for diesel only)	5. Fuel Rate: (lbs/hr) @ peak HP (for diesels only)	6. Torque @ RPM (SEA Gross)	7. Fuel Rate: mm/stroke@peak torque	8. Fuel Rate: (lbs/hr)@peak torque	9. Emission Control Device Per SAE J1930
N/A	2M41Z	34,3@3000	44,0	7,4	60@3000	44,0	7,4	DDI
N/A	2M41Z	34,0@2950	44,0	7,2	61@2950	44,0	7,2	
N/A	2M41Z	33,9@2900	44,0	7,1	61@2900	44,0	7,1	
N/A	2M41Z	33,6@2850	44,0	7,0	62@2850	44,0	7,0	
N/A	2M41Z	33,5@2800	44,0	6,9	63@2800	44,0	6,9	
N/A	2M41Z	33,2@2750	44,5	6,8	64@2750	44,5	6,8	
N/A	2M41Z	33,0@2700	44,5	6,7	64@2700	44,5	6,7	
N/A	2M41Z	32,8@2650	44,5	6,6	65@2650	44,5	6,6	
N/A	2M41Z	32,6@2600	45,0	6,5	66@2600	45,0	6,5	
N/A	2M41Z	32,2@2550	45,0	6,4	66@2550	45,0	6,4	
N/A	2M41Z	31,8@2500	46,0	6,4	67@2500	46,0	6,4	
N/A	2M41Z	31,2@2450	46,0	6,3	67@2450	46,0	6,3	
N/A	2M41Z	30,8@2400	46,0	6,2	67@2400	46,0	6,2	
N/A	2M41Z	30,0@2350	46,0	6,0	67@2350	46,0	6,0	
N/A	2M41Z	33,2@2300	51,0	6,5	76@2300	51,0	6,5	
N/A	2M41Z	32,6@2250	51,0	6,4	76@2250	51,0	6,4	
N/A	2M41Z	31,9@2200	51,0	6,3	76@2200	51,0	6,3	
N/A	2M41Z	31,2@2150	51,0	6,1	76@2150	51,0	6,1	
N/A	2M41Z	30,6@2100	51,0	6,0	77@2100	51,0	6,0	
N/A	2M41Z	29,9@2050	51,0	5,8	77@2050	51,0	5,8	
N/A	2M41Z	29,2@2000	51,0	5,7	77@2000	51,0	5,7	
N/A	2M41Z	28,5@1950	49,5	5,4	77@1950	49,5	5,4	
N/A	2M41Z	27,9@1900	49,5	5,2	77@1900	49,5	5,2	
N/A	2M41Z	27,1@1850	49,5	5,1	77@1850	49,5	5,1	
N/A	2M41Z	26,3@1800	49,5	5,0	77@1800	49,5	5,0	
N/A	2M41Z	30,8@3000	40,0	6,7	54@3000	40,0	6,7	
N/A	2M41Z	30,6@2950	40,0	6,6	54@2950	40,0	6,6	
N/A	2M41Z	30,4@2900	40,0	6,5	55@2900	40,0	6,5	
N/A	2M41Z	30,2@2850	40,0	6,4	56@2850	40,0	6,4	
N/A	2M41Z	30,0@2800	40,0	6,2	56@2800	40,0	6,2	
N/A	2M41Z	29,9@2750	40,5	6,2	57@2750	40,5	6,2	

X

DDI

6,1  
6,0  
5,9  
5,8  
5,7  
5,6  
5,5  
5,4  
6,0

40,5  
40,5  
40,5  
40,5  
41,0  
41,0  
41,0  
41,0  
47,0

58@2700  
58@2650  
59@2600  
59@2550  
60@2500  
60@2450  
60@2400  
60@2350  
68@2300

6,  
6,0  
5,9  
5,8  
5,7  
5,6  
5,5  
5,4  
6,0

40,5  
40,5  
40,5  
40,5  
41,0  
41,0  
41,0  
41,0  
47,0

29,6@2700  
29,5@2650  
29,2@2600  
28,8@2550  
28,5@2500  
28,0@2450  
27,6@2400  
26,9@2350  
29,9@2300

2M41Z  
2M41Z  
2M41Z  
2M41Z  
2M41Z  
2M41Z  
2M41Z  
2M41Z  
2M41Z

N/A  
N/A  
N/A  
N/A  
N/A  
N/A  
N/A  
N/A  
N/A

Attachment 4 of 11

U-R-034-0065

# Engine Model Summary Form


Manufacturer: **Motorenfabrik Hatz**  
 Engine category: **Nonroad CI**  
 EPA Engine Family: **5HZXL3.43C41**  
 Mfr Family Name: **L/M41**  
 Process Code: **Running-Change NEW**

Attachment 5 of 11  
 W-R-034-0065

1. Engine Code	2. Engine Model	3. BHP@RPM (SAE Gross)	4. Fuel Rate: mm/stroke @ peak HP (for diesel only)	5. Fuel Rate: (lbs/hr) @ peak HP (for diesels only)	6. Torque @ RPM (SEA Gross)	7. Fuel Rate: mm/stroke@peak torque	8. Fuel Rate: (lbs/hr)@peak torque	9. Emission Control Device Per SAE J1930
N/A	2L41C	32,7@3150	42,5	7,5	55@3150	42,5	7,5	DDI
N/A	2L41C	32,7@3000	42,5	7,1	57@3000	42,5	7,1	
N/A	2L41C	32,6@2950	42,5	7,0	58@2950	42,5	7,0	
N/A	2L41C	32,3@2900	42,5	6,9	59@2900	42,5	6,9	
N/A	2L41C	32,2@2850	42,5	6,8	59@2850	42,5	6,8	
N/A	2L41C	31,9@2800	42,5	6,6	60@2800	42,5	6,6	
N/A	2L41C	31,8@2750	43,0	6,6	61@2750	43,0	6,6	
N/A	2L41C	31,5@2700	43,0	6,5	61@2700	43,0	6,5	
N/A	2L41C	31,4@2650	43,0	6,4	62@2650	43,0	6,4	
N/A	2L41C	31,1@2600	43,5	6,3	63@2600	43,5	6,3	
N/A	2L41C	30,7@2550	43,5	6,2	63@2550	43,5	6,2	
N/A	2L41C	30,2@2500	43,5	6,1	63@2500	43,5	6,1	
N/A	2L41C	29,7@2450	43,5	5,9	64@2450	43,5	5,9	
N/A	2L41C	29,2@2400	43,5	5,8	64@2400	43,5	5,8	
N/A	2L41C	28,5@2350	43,5	5,7	64@2350	43,5	5,7	
N/A	2L41C	31,5@2300	49,0	6,3	72@2300	49,0	6,3	
N/A	2L41C	31,0@2250	49,0	6,1	72@2250	49,0	6,1	
N/A	2L41C	30,3@2200	49,0	6,0	72@2200	49,0	6,0	
N/A	2L41C	29,7@2150	49,0	5,9	73@2150	49,0	5,9	
N/A	2L41C	29,2@2100	49,0	5,7	73@2100	49,0	5,7	
N/A	2L41C	28,5@2050	49,0	5,6	73@2050	49,0	5,6	
N/A	2L41C	28,0@2000	49,0	5,5	74@2000	49,0	5,5	
N/A	2L41C	27,3@1950	48,0	5,2	74@1950	48,0	5,2	
N/A	2L41C	26,5@1900	48,0	5,1	73@1900	48,0	5,1	
N/A	2L41C	25,9@1850	48,0	5,0	73@1850	48,0	5,0	
N/A	2L41C	25,1@1800	48,0	4,8	73@1800	48,0	4,8	
N/A	2L41C	29,5@3000	38,5	6,4	52@3000	38,5	6,4	
N/A	2L41C	29,2@2950	38,5	6,3	52@2950	38,5	6,3	
N/A	2L41C	29,1@2900	38,5	6,2	53@2900	38,5	6,2	
N/A	2L41C	28,9@2850	38,5	6,1	53@2850	38,5	6,1	
N/A	2L41C	28,8@2800	38,5	6,0	54@2800	38,5	6,0	

01/25

DDJ



Attachment 6 of 11  
U-R-034-0065

N/A	2L41C	28,5@2750	38,5	5,9	55@2750	38,5	5,9
N/A	2L41C	28,4@2700	38,5	5,8	55@2700	38,5	5,8
N/A	2L41C	28,1@2650	38,5	5,7	56@2650	38,5	5,7
N/A	2L41C	28,0@2600	39,0	5,7	57@2600	39,0	5,7
N/A	2L41C	27,6@2550	39,0	5,5	57@2550	39,0	5,5
N/A	2L41C	27,2@2500	39,0	5,4	57@2500	39,0	5,4
N/A	2L41C	26,7@2450	39,0	5,3	57@2450	39,0	5,3
N/A	2L41C	26,3@2400	39,0	5,2	58@2400	39,0	5,2
N/A	2L41C	25,7@2350	39,0	5,1	58@2350	39,0	5,4
N/A	2L41C	28,4@2300	44,0	5,6	65@2300	44,0	5,6

†


# Engine Model Summary Form

Manufacturer: **Motorenfabrik Hatz**  
 Engine category: **Nonroad CI**  
 EPA Engine Family: **5HZXL3.43C41**  
 Mfr. Family Name: **L/M41**  
 Process Code: **Running Change NEW**

Attachment 7 of 11  
 U-R-034-0065

1.Engine Code	2.Engine Model	3.BHP@RPM (SAE Gross)	4.Fuel Rate: mm <sup>3</sup> /stroke @ peak HP (for diesel only)	5.Fuel Rate: (lbs/hr) @ peak HP (for diesels only)	6.Torque @ RPM (SEA Gross)	7.Fuel Rate: mm <sup>3</sup> /stroke@peak torque	8.Fuel Rate: (lbs/hr)@peak torque	9.Emission Control Device Per SAE J1930
N/A	3M41	49,4@2500	46,0	6,4	104@2500	46,0	6,4	
N/A	3M41	48,8@2450	46,0	6,3	105@2450	46,0	6,3	
N/A	3M41	48,2@2400	46,0	6,2	106@2400	46,0	6,2	
N/A	3M41	47,2@2350	46,0	6,0	105@2350	46,0	6,0	
N/A	3M41	49,2@2150	51,0	6,1	120@2150	51,0	6,1	
N/A	3M41	48,2@2100	51,0	6,0	121@2100	51,0	6,0	
N/A	3M41	47,2@2050	51,0	5,8	121@2050	51,0	5,8	
N/A	3M41	46,2@2000	51,0	5,7	121@2000	51,0	5,7	
N/A	3M41	45,2@1950	49,0	5,3	122@1950	49,0	5,3	
N/A	3M41	44,0@1900	49,0	5,2	122@1900	49,0	5,2	
N/A	3M41	42,9@1850	49,0	5,1	122@1850	49,0	5,1	
N/A	3M41	41,7@1800	49,0	4,9	122@1800	49,0	4,9	
N/A	3M41	48,0@3000	40,0	6,7	84@3000	40,0	6,7	
N/A	3M41	47,7@2950	40,0	6,6	85@2950	40,0	6,6	
N/A	3M41	47,4@2900	40,0	6,5	86@2900	40,0	6,5	
N/A	3M41	47,2@2850	40,0	6,4	87@2850	40,0	6,4	
N/A	3M41	46,9@2800	40,0	6,2	88@2800	40,0	6,2	
N/A	3M41	46,5@2750	40,5	6,2	89@2750	40,5	6,2	
N/A	3M41	46,2@2700	40,5	6,1	90@2700	40,5	6,1	
N/A	3M41	46,0@2650	40,5	6,0	91@2650	40,5	6,0	
N/A	3M41	45,6@2600	40,5	5,9	92@2600	40,5	5,9	
N/A	3M41	45,0@2550	40,5	5,8	93@2550	40,5	5,8	
N/A	3M41	44,5@2500	41,0	5,7	94@2500	41,0	5,7	
N/A	3M41	44,0@2450	41,0	5,6	94@2450	41,0	5,6	
N/A	3M41	43,4@2400	41,0	5,5	95@2400	41,0	5,5	
N/A	3M41	42,5@2350	41,0	5,4	95@2350	41,0	5,4	
N/A	3M41	46,9@2300	47,0	6,0	107@2300	47,0	6,0	
N/A	3M41Z	48,8@2550	45,0	6,4	101@2550	45,0	6,4	
N/A	3M41Z	48,5@2500	46,0	6,4	102@2500	46,0	6,4	
N/A	3M41Z	47,8@2450	46,0	6,3	103@2450	46,0	6,3	
N/A	3M41Z	47,3@2400	46,0	6,2	104@2400	46,0	6,2	


BPT





N/A	3M41Z	46,2@2350	6	103@2350	46,0	6,0
N/A	3M41Z	49,2@2200	6,3	117@2200	51,0	6,3
N/A	3M41Z	48,2@2150	6,1	118@2150	51,0	6,1
N/A	3M41Z	47,3@2100	6,0	118@2100	51,0	6,0
N/A	3M41Z	46,2@2050	5,8	119@2050	51,0	5,8
N/A	3M41Z	45,3@2000	5,7	119@2000	51,0	5,7
N/A	3M41Z	44,2@1950	5,3	119@1950	49,0	5,3
N/A	3M41Z	43,0@1900	5,2	119@1900	49,0	5,2
N/A	3M41Z	42,5@1850	5,1	121@1850	49,0	5,1
N/A	3M41Z	41,1@1800	4,9	120@1800	49,0	4,9

ADD



Attachment 8 of 11  
UR-034-0065

# Engine Model Summary Form

Manufacturer: **Motorenfabrik Hatz**

Engine category: **Nonroad CI**

EPA Engine Family: **5HZXL3.43C41**

Mfr Family Name: **L/M41**

Process Code: **Running Change NEW**

Attachment 9 of 11  
U-R-034-0065

1. Engine Code	2. Engine Model	3. BHP @ RPM (SAE Gross)	4. Fuel Rate: mm/stroke @ peak HP (for diesel only)	5. Fuel Rate: (lbs/hr) @ peak HP (for diesels only)	6. Torque @ RPM (SEA Gross)	7. Fuel Rate: mm/stroke @ peak torque	8. Fuel Rate: (lbs/hr) @ peak torque	9. Emission Control Device Per SAE J1930
N/A	3M41Z	46.9@3000	40.0	6.7	82@3000	40.0	6.7	DDI
N/A	3M41Z	46.6@2950	40.0	6.6	83@2950	40.0	6.6	
N/A	3M41Z	46.4@2900	40.0	6.5	84@2900	40.0	6.5	
N/A	3M41Z	46.1@2850	40.0	6.4	85@2850	40.0	6.4	
N/A	3M41Z	45.8@2800	40.0	6.2	86@2800	40.0	6.2	
N/A	3M41Z	45.4@2750	40.5	6.2	87@2750	40.5	6.2	
N/A	3M41Z	45.2@2700	40.5	6.1	88@2700	40.5	6.1	
N/A	3M41Z	44.9@2650	40.5	6.0	89@2650	40.5	6.0	
N/A	3M41Z	44.5@2600	40.5	5.9	90@2600	40.5	5.9	
N/A	3M41Z	44.0@2550	40.5	5.8	91@2550	40.5	5.8	
N/A	3M41Z	43.6@2500	41.0	5.7	92@2500	41.0	5.7	
N/A	3M41Z	43.0@2450	41.0	5.6	92@2450	41.0	5.6	
N/A	3M41Z	42.5@2400	41.0	5.5	93@2400	41.0	5.5	
N/A	3M41Z	41.5@2350	41.0	5.4	93@2350	41.0	5.4	
N/A	3M41Z	46.0@2300	47.0	6.0	105@2300	47.0	6.0	
N/A	3L41C	49.2@3150	42.5	7.5	82@3150	42.5	7.5	
N/A	3L41C	49.2@3000	42.5	7.1	86@3000	42.5	7.1	
N/A	3L41C	48.9@2950	42.5	7.0	87@2950	42.5	7.0	
N/A	3L41C	48.6@2900	42.5	6.9	88@2900	42.5	6.9	
N/A	3L41C	48.5@2850	42.5	6.8	89@2850	42.5	6.8	
N/A	3L41C	48.2@2800	42.5	6.6	91@2800	42.5	6.6	
N/A	3L41C	48.0@2750	43.0	6.6	92@2750	43.0	6.6	
N/A	3L41C	47.7@2700	43.0	6.5	93@2700	43.0	6.5	
N/A	3L41C	47.4@2650	43.0	6.4	94@2650	43.0	6.4	
N/A	3L41C	47.2@2600	43.5	6.3	95@2600	43.5	6.3	
N/A	3L41C	46.5@2550	43.5	6.2	96@2550	43.5	6.2	
N/A	3L41C	45.8@2500	43.5	6.1	96@2500	43.5	6.1	
N/A	3L41C	45.2@2450	43.5	5.9	97@2450	43.5	5.9	
N/A	3L41C	44.6@2400	43.5	5.8	98@2400	43.5	5.8	
N/A	3L41C	43.6@2350	43.5	5.7	97@2350	43.5	5.7	
N/A	3L41C	48.1@2300	49.0	6.3	110@2300	49.0	6.3	

NBI  
↓

N/A	3L41C	47,0@2250	49,0	6	110@2250	49,0	6,1
N/A	3L41C	46,0@2200	49,0	6,0	110@2200	49,0	6,0
N/A	3L41C	45,0@2150	49,0	5,9	110@2150	49,0	5,9
N/A	3L41C	44,0@2100	49,0	5,7	110@2100	49,0	5,7
N/A	3L41C	42,9@2050	49,0	5,6	110@2050	49,0	5,6
N/A	3L41C	41,8@2000	49,0	5,5	110@2000	49,0	5,5
N/A	3L41C	40,7@1950	48,0	5,2	110@1950	48,0	5,2
N/A	3L41C	39,7@1900	48,0	5,1	110@1900	48,0	5,1
N/A	3L41C	38,6@1850	48,0	5,0	110@1850	48,0	5,0
N/A	3L41C	37,5@1800	48,0	4,8	110@1800	48,0	4,8

Attachment 10 of 11

U-R-034-0065

# Engine Model Summary Form

Manufacturer: **Motorenfabrik Hatz**  
 Engine category: **Nonroad CI**  
 EPA Engine Family: **5HZXL3.43C41**  
 Mfr Family Name: **L/M41**  
 Process Code: **Running-Change New**

Attachment 11 of 11  
 U-R-034-0065

1 Engine Code	2 Engine Model	3 BHP @ RPM (SAE Gross)	4 Fuel Rate: mm/stroke @ peak HP (for diesel only)	5 Fuel Rate: (lbs/hr) @ peak HP (for diesels only)	6 Torque @ RPM (SEA Gross)	7 Fuel Rate: mm/stroke @ peak torque	8 Fuel Rate: (lbs/hr) @ peak torque	9 Emission Control Device Per SAE J1930
N/A	3L41C	44,2@3000	38,5	6,4	77@3000	38,5	6,4	DDI
N/A	3L41C	44,1@2950	38,5	6,3	79@2950	38,5	6,3	
N/A	3L41C	43,8@2900	38,5	6,2	79@2900	38,5	6,2	
N/A	3L41C	43,6@2850	38,5	6,1	80@2850	38,5	6,1	
N/A	3L41C	43,4@2800	38,5	6,0	81@2800	38,5	6,0	
N/A	3L41C	43,1@2750	38,5	5,9	82@2750	38,5	5,9	
N/A	3L41C	42,9@2700	38,5	5,8	83@2700	38,5	5,8	
N/A	3L41C	42,7@2650	38,5	5,7	85@2650	38,5	5,7	
N/A	3L41C	42,5@2600	39,0	5,7	86@2600	39,0	5,7	
N/A	3L41C	41,8@2550	39,0	5,5	86@2550	39,0	5,5	
N/A	3L41C	41,3@2500	39,0	5,4	87@2500	39,0	5,4	
N/A	3L41C	40,7@2450	39,0	5,3	87@2450	39,0	5,3	
N/A	3L41C	40,1@2400	39,0	5,2	88@2400	39,0	5,2	
N/A	3L41C	39,3@2350	39,0	5,1	88@2350	39,0	5,1	
N/A	3L41C	43,3@2300	44,0	5,6	99@2300	44,0	5,6	