

2020 LCFS Reporting Tool (LRT) Quarterly Data Summary Report No. 3

Figure 1^{1,2,3} shows the total credits and deficits generated quarterly in the LCFS starting with calendar year 2011 through Q3 2020. As shown, about 4.13 million metric tons (MT) of credits were generated in Q3 2020 compared to 4.01 million MT of deficits. Cumulatively through the end of Q3 2020, there have been a total of about 73.1 million MT credits and 65.5 million MT deficits, for a net total of about 7.6 million MT credits. Please note that these figures are subject to change as regulated entities may correct their quarterly data.

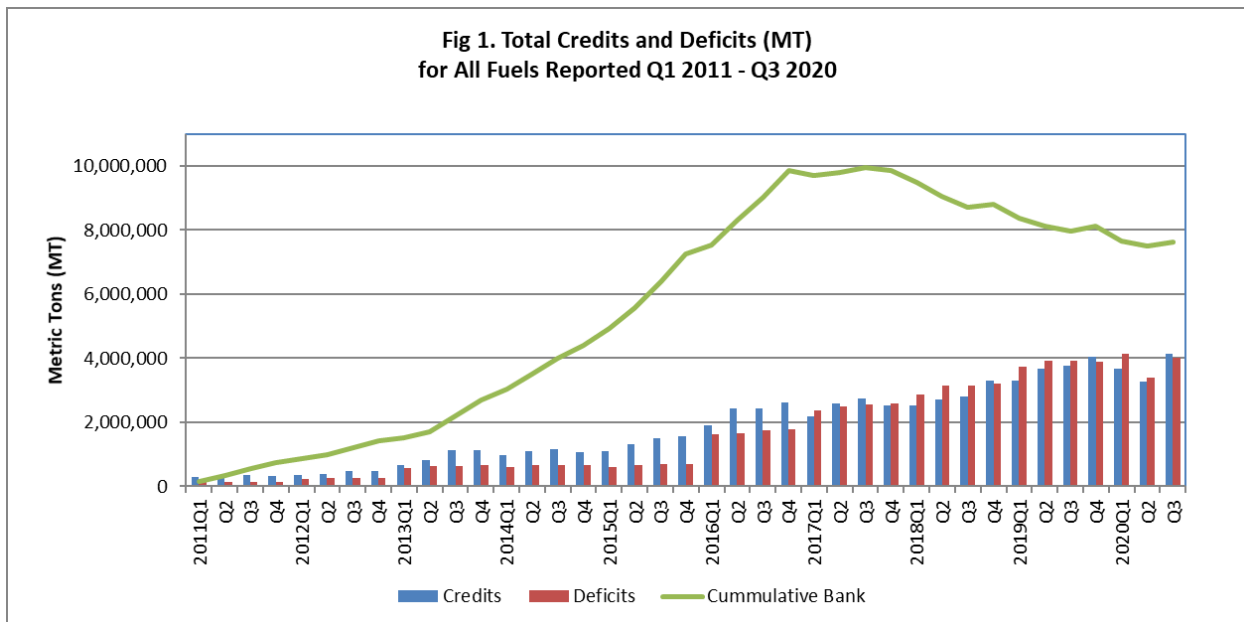


Figure 2^{1,2,3} shows the percentage of LCFS credits generated by alternative fuels. A four-quarter rolling average is shown for ease of viewing and comparison.

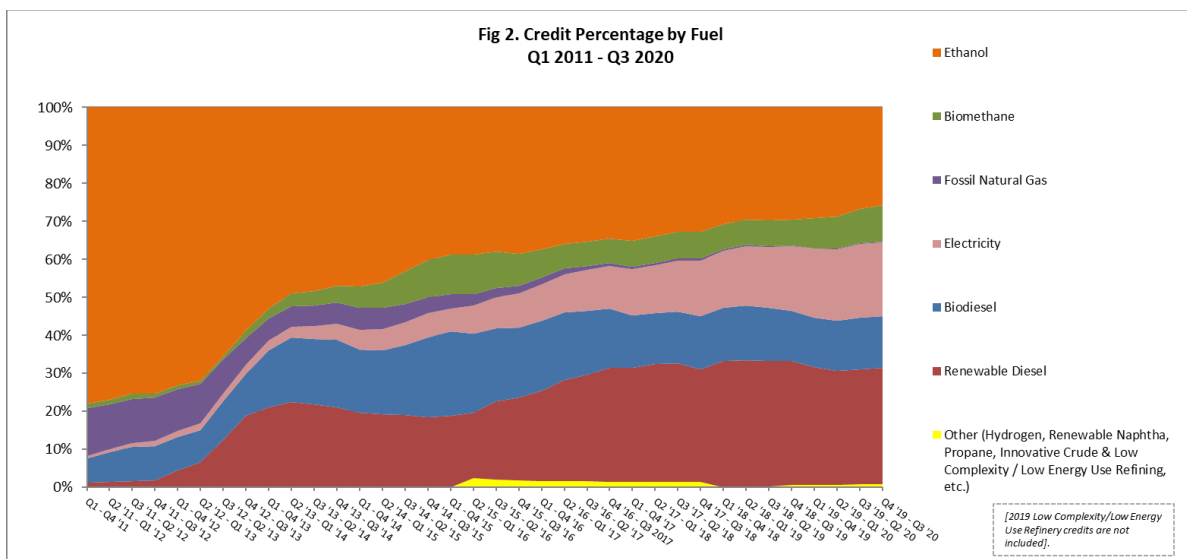
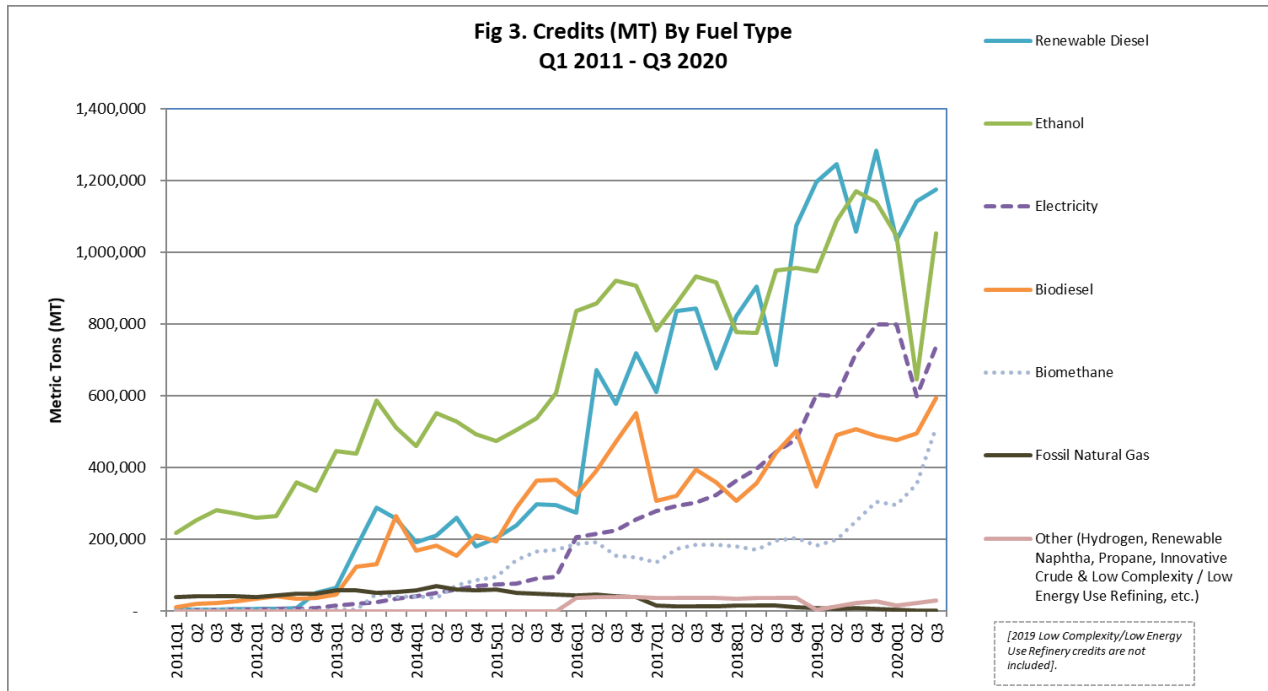


Figure 3^{1,2,3} breaks down the total amount of credits generated by fuel type in the last thirty-nine quarters since January 2011. Starting Q3 2016, credits for Innovative Crude have been included into the “Other” category. Starting 2016, credits for Low-Complexity/Low-Energy-Use Refining have been included into the “Other” category. Starting Q3 2019, credits for Refinery Investment have been included in the “Other” category. The credits for project-based reports that opted for annual verification and crediting, a new requirement beginning in the 2020 data year, will be included in the quarterly data summary when available.



¹ 2019 Low Complexity and Low Energy Use Refining credits have not been issued as of this publication and will be included in a future publication.

² In 2016, FPCs for the following fuels were recertified: ethanol in Q1, Biodiesel & Renewable Diesel in Q2, and Natural Gas in Q3. This resulted in changes in CI values impacting credits generated by these fuels. Inventory swaps from old to new FPCs have affected the Volumes and Credits generated with the former quarter prior to the swap resulting in a decrease while the following quarter shows an increase.

³ In Q1 2016, electricity supplied to fixed guideway systems & electric forklifts was added to “Electricity” fuel category. In Q1 2019, electricity supplied to Ocean-going Vessels at-berth (eOGV), Electric Cargo Handling Equipment (eCHE), and Electric Transportation Refrigeration Units (eTRU) was added to “Electricity” fuel category.