


# Funding Agricultural Replacement Measures for Emission Reductions (FARMER) Program

As reported through September 30, 2022

## FEATHER RIVER AQMD

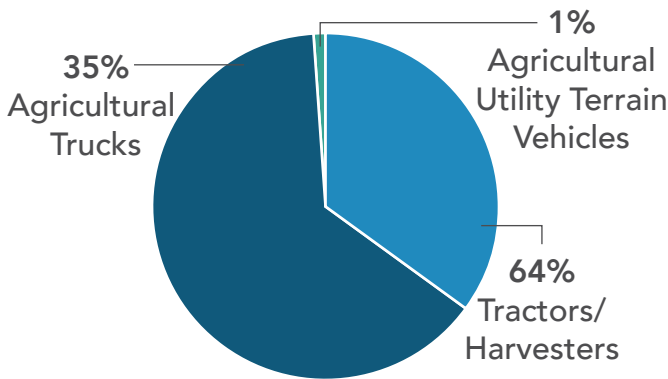


**\$5.66 million**  
in implemented projects

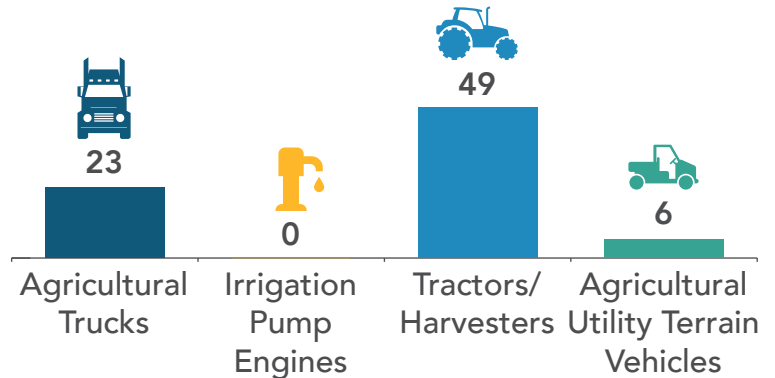


**78**  
number of projects

### Dollars Invested by Project Type



### Implemented Projects



### Emissions Reduced

**Greenhouse Gases (GHG)**

↓ **630 MTCO<sub>2</sub>e\***

**Fine Particulate Matter (PM<sub>2.5</sub>)**

↓ **11,000 lbs**

**Nitrogen Oxides (NO<sub>x</sub>)**

↓ **189,000 lbs**

\* Metric tons of carbon dioxide equivalent

| Year      | Total (\$)** |
|-----------|--------------|
| 2017-2018 | \$2,260,000  |
| 2018-2019 | \$2,180,000  |
| 2019-2020 | \$920,000    |
| 2021-2022 | \$2,440,000  |
| 2022-2023 | \$1,720,000  |

\*\* Rounded values; includes project funding and project implementation costs.

### FARMER Appropriation

Since 2017, the California Legislature has appropriated \$685 million statewide – with 56% of the funds benefiting disadvantaged and low-income communities. This signifies the state’s commitment to reduce agricultural sector emissions by providing grants to replace high-emitting agricultural equipment with cleaner equipment. The table to the left shows the Feather River AQMD’s allocation by fiscal year.

The FARMER Program is funded in part by California Climate Investments, a statewide program that puts billions of Cap-and-Trade dollars to work reducing GHG emissions, strengthening the economy, and improving public health and the environment – particularly in disadvantaged communities. For more information, visit the California Climate Investments website at: [caclimateinvestments.ca.gov](http://caclimateinvestments.ca.gov).