

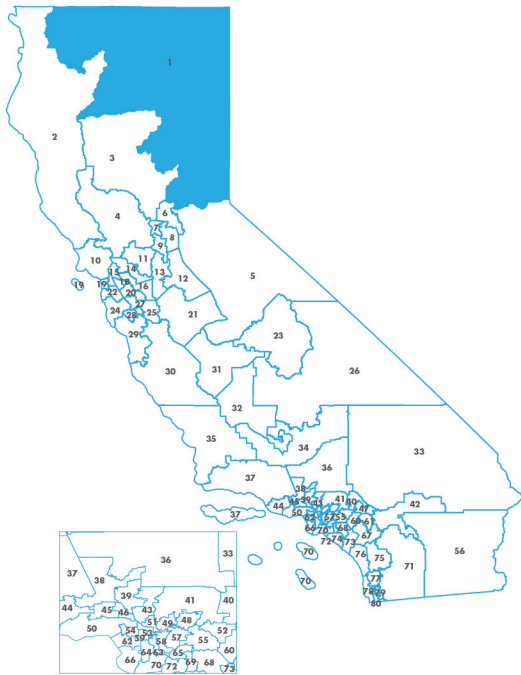


ASSEMBLYMEMBER
BRIAN DAHLE

ASSEMBLY DISTRICT 1 SNAPSHOT

Cap-and-Trade Dollars at Work Across California

California Climate Investments is a statewide program that puts billions of Cap-and-Trade dollars to work reducing greenhouse gas emissions, strengthening the economy, and improving public health and the environment, particularly in disadvantaged communities.



\$11.8 million

Cap-and-Trade dollars implemented within the District through 2016



1%

of funds benefiting disadvantaged communities



321

projects, rebates, and vouchers



1,981,268

MTCO₂e estimated over reduction timeframe

CACLIMATEINVESTMENTS.CA.GOV

For an interactive map of investments statewide, visit arb.ca.gov/ccimap

STATEWIDE CO-BENEFITS



improved
air quality



reduced
water use



enhanced
ecosystems



employment &
economic development



greater transit
accessibility



dollar
savings

Some projects are not located at a single address, and therefore could be attributable to multiple legislative districts. For projects that physically cross multiple legislative districts (e.g., transit projects), the entire project funding and other benefits are attributed to all relevant districts. High-Speed Rail is an exception because these figures include the implemented funding amount—\$348M—but do not attribute GHG or other benefits from that project, which will occur over the 50-year operating life beginning in 2025. For projects that report at the census-tract level (e.g., vouchers, rebates, and household installations), the entire project funding and other benefits are attributed to a single district, determined by which district includes the majority of the census tract. Disadvantaged community benefits displaying “NA” indicates that the district does not contain disadvantaged communities as defined for the GGRF Program under Senate Bill 535 (De Leon, Statutes of 2012).



ASSEMBLYMEMBER
JIM WOOD

ASSEMBLY DISTRICT 2 SNAPSHOT

Cap-and-Trade Dollars at Work Across California

California Climate Investments is a statewide program that puts billions of Cap-and-Trade dollars to work reducing greenhouse gas emissions, strengthening the economy, and improving public health and the environment, particularly in disadvantaged communities.



\$20.9 million

Cap-and-Trade dollars implemented within the District through 2016



17%

of funds benefiting disadvantaged communities



1,269

projects, rebates, and vouchers



396,783

MTCO₂e estimated over reduction timeframe

CACLIMATEINVESTMENTS.CA.GOV

For an interactive map of investments statewide, visit arb.ca.gov/ccimap

STATEWIDE CO-BENEFITS



improved
air quality



reduced
water use



enhanced
ecosystems



employment &
economic development



greater transit
accessibility



dollar
savings

Some projects are not located at a single address, and therefore could be attributable to multiple legislative districts. For projects that physically cross multiple legislative districts (e.g., transit projects), the entire project funding and other benefits are attributed to all relevant districts. High-Speed Rail is an exception because these figures include the implemented funding amount—\$348M—but do not attribute GHG or other benefits from that project, which will occur over the 50-year operating life beginning in 2025. For projects that report at the census-tract level (e.g., vouchers, rebates, and household installations), the entire project funding and other benefits are attributed to a single district, determined by which district includes the majority of the census tract. Disadvantaged community benefits displaying “NA” indicates that the district does not contain disadvantaged communities as defined for the GGRF Program under Senate Bill 535 (De Leon, Statutes of 2012).

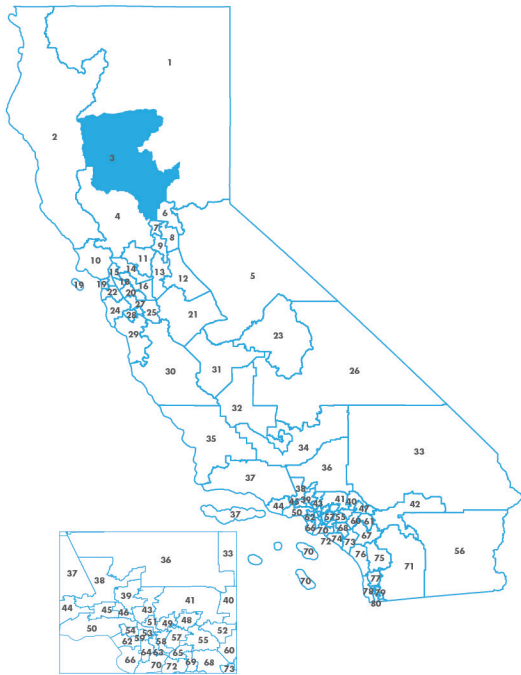


ASSEMBLYMEMBER
JAMES GALLAGHER

ASSEMBLY DISTRICT 3 SNAPSHOT

Cap-and-Trade Dollars at Work Across California

California Climate Investments is a statewide program that puts billions of Cap-and-Trade dollars to work reducing greenhouse gas emissions, strengthening the economy, and improving public health and the environment, particularly in disadvantaged communities.



\$19.5 million

Cap-and-Trade dollars implemented within the District through 2016



11%

of funds benefiting disadvantaged communities



250

projects, rebates, and vouchers



84,342

MTCO₂e estimated over reduction timeframe

CACLIMATEINVESTMENTS.CA.GOV

For an interactive map of investments statewide, visit arb.ca.gov/ccimap

STATEWIDE CO-BENEFITS



improved
air quality



reduced
water use



enhanced
ecosystems



employment &
economic development



greater transit
accessibility



dollar
savings

Some projects are not located at a single address, and therefore could be attributable to multiple legislative districts. For projects that physically cross multiple legislative districts (e.g., transit projects), the entire project funding and other benefits are attributed to all relevant districts. High-Speed Rail is an exception because these figures include the implemented funding amount—\$348M—but do not attribute GHG or other benefits from that project, which will occur over the 50-year operating life beginning in 2025. For projects that report at the census-tract level (e.g., vouchers, rebates, and household installations), the entire project funding and other benefits are attributed to a single district, determined by which district includes the majority of the census tract. Disadvantaged community benefits displaying “NA” indicates that the district does not contain disadvantaged communities as defined for the GGRF Program under Senate Bill 535 (De Leon, Statutes of 2012).

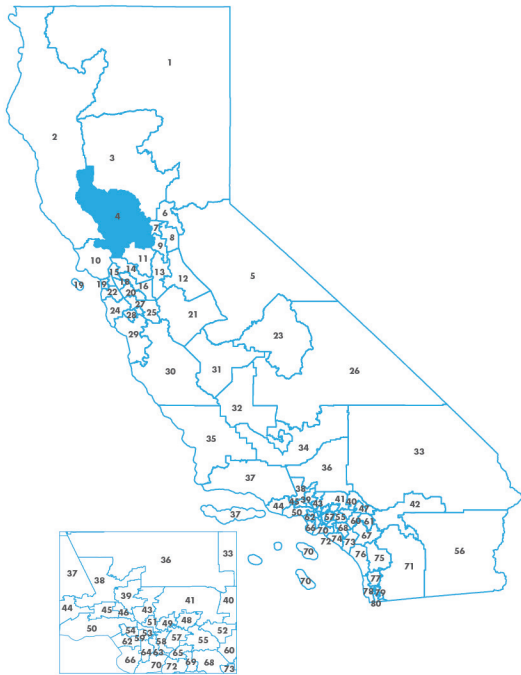


ASSEMBLYMEMBER
CECILIA AGUIAR-CURRY

ASSEMBLY DISTRICT 4 SNAPSHOT

Cap-and-Trade Dollars at Work Across California

California Climate Investments is a statewide program that puts billions of Cap-and-Trade dollars to work reducing greenhouse gas emissions, strengthening the economy, and improving public health and the environment, particularly in disadvantaged communities.



\$24 million

Cap-and-Trade dollars implemented within the District through 2016



19%

of funds benefiting disadvantaged communities



1,077

projects, rebates, and vouchers



222,570

MTCO₂e estimated over reduction timeframe

CACLIMATEINVESTMENTS.CA.GOV

For an interactive map of investments statewide, visit arb.ca.gov/ccimap

STATEWIDE CO-BENEFITS



improved
air quality



reduced
water use



enhanced
ecosystems



employment &
economic development



greater transit
accessibility



dollar
savings

Some projects are not located at a single address, and therefore could be attributable to multiple legislative districts. For projects that physically cross multiple legislative districts (e.g., transit projects), the entire project funding and other benefits are attributed to all relevant districts. High-Speed Rail is an exception because these figures include the implemented funding amount—\$348M—but do not attribute GHG or other benefits from that project, which will occur over the 50-year operating life beginning in 2025. For projects that report at the census-tract level (e.g., vouchers, rebates, and household installations), the entire project funding and other benefits are attributed to a single district, determined by which district includes the majority of the census tract. Disadvantaged community benefits displaying “NA” indicates that the district does not contain disadvantaged communities as defined for the GGRF Program under Senate Bill 535 (De Leon, Statutes of 2012).

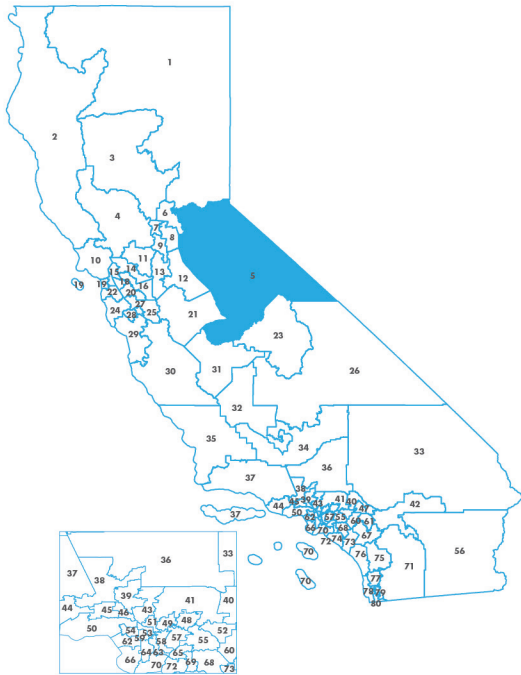


ASSEMBLYMEMBER
FRANK BIGELOW

ASSEMBLY DISTRICT 5 SNAPSHOT

Cap-and-Trade Dollars at Work Across California

California Climate Investments is a statewide program that puts billions of Cap-and-Trade dollars to work reducing greenhouse gas emissions, strengthening the economy, and improving public health and the environment, particularly in disadvantaged communities.



361 million

Cap-and-Trade dollars implemented within the District through 2016



\$348 million

High-Speed Rail dollars implemented across AD 5, AD 23 & AD 31



1%

of total funds invested within the District benefit disadvantaged communities



1,108

projects, rebates, and vouchers



1,285,781

MTCO₂e estimated over reduction timeframe

CACLIMATEINVESTMENTS.CA.GOV

For an interactive map of investments statewide, visit arb.ca.gov/ccimap

STATEWIDE CO-BENEFITS



improved
air quality



reduced
water use



enhanced
ecosystems



employment &
economic development



greater transit
accessibility



dollar
savings

Some projects are not located at a single address, and therefore could be attributable to multiple legislative districts. For projects that physically cross multiple legislative districts (e.g., transit projects), the entire project funding and other benefits are attributed to all relevant districts. High-Speed Rail is an exception because these figures include the implemented funding amount—\$348M—but do not attribute GHG or other benefits from that project, which will occur over the 50-year operating life beginning in 2025. For projects that report at the census-tract level (e.g., vouchers, rebates, and household installations), the entire project funding and other benefits are attributed to a single district, determined by which district includes the majority of the census tract. Disadvantaged community benefits displaying “NA” indicates that the district does not contain disadvantaged communities as defined for the GGRF Program under Senate Bill 535 (De Leon, Statutes of 2012).

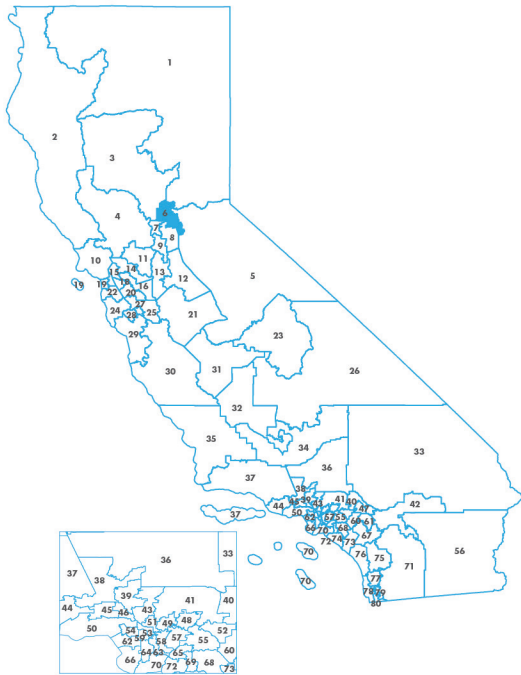


ASSEMBLYMEMBER
KEVIN KILEY

ASSEMBLY DISTRICT 6 SNAPSHOT

Cap-and-Trade Dollars at Work Across California

California Climate Investments is a statewide program that puts billions of Cap-and-Trade dollars to work reducing greenhouse gas emissions, strengthening the economy, and improving public health and the environment, particularly in disadvantaged communities.



\$5.3 million

Cap-and-Trade dollars implemented within the District through 2016



NA

of funds benefiting disadvantaged communities



1,374

projects, rebates, and vouchers



72,053

MTCO₂e estimated over reduction timeframe

CACLIMATEINVESTMENTS.CA.GOV

For an interactive map of investments statewide, visit arb.ca.gov/ccimap

STATEWIDE CO-BENEFITS



improved
air quality



reduced
water use



enhanced
ecosystems



employment &
economic development



greater transit
accessibility



dollar
savings

Some projects are not located at a single address, and therefore could be attributable to multiple legislative districts. For projects that physically cross multiple legislative districts (e.g., transit projects), the entire project funding and other benefits are attributed to all relevant districts. High-Speed Rail is an exception because these figures include the implemented funding amount—\$348M—but do not attribute GHG or other benefits from that project, which will occur over the 50-year operating life beginning in 2025. For projects that report at the census-tract level (e.g., vouchers, rebates, and household installations), the entire project funding and other benefits are attributed to a single district, determined by which district includes the majority of the census tract. Disadvantaged community benefits displaying “NA” indicates that the district does not contain disadvantaged communities as defined for the GGRF Program under Senate Bill 535 (De Leon, Statutes of 2012).

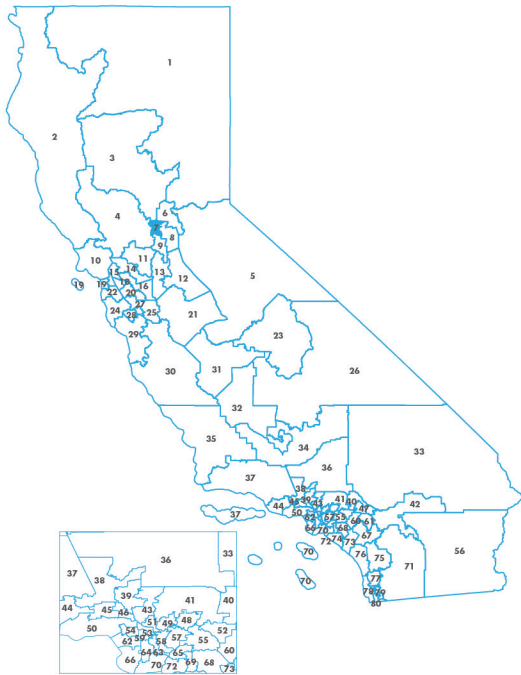


ASSEMBLYMEMBER
KEVIN MCCARTY

ASSEMBLY DISTRICT 7 SNAPSHOT

Cap-and-Trade Dollars at Work Across California

California Climate Investments is a statewide program that puts billions of Cap-and-Trade dollars to work reducing greenhouse gas emissions, strengthening the economy, and improving public health and the environment, particularly in disadvantaged communities.



\$41.3 million

Cap-and-Trade dollars implemented within the District through 2016



99%

of funds benefiting disadvantaged communities



1,074

projects, rebates, and vouchers



109,832

MTCO₂e estimated over reduction timeframe

CACLIMATEINVESTMENTS.CA.GOV

For an interactive map of investments statewide, visit arb.ca.gov/ccimap

STATEWIDE CO-BENEFITS



improved
air quality



reduced
water use



enhanced
ecosystems



employment &
economic development



greater transit
accessibility



dollar
savings

Some projects are not located at a single address, and therefore could be attributable to multiple legislative districts. For projects that physically cross multiple legislative districts (e.g., transit projects), the entire project funding and other benefits are attributed to all relevant districts. High-Speed Rail is an exception because these figures include the implemented funding amount—\$348M—but do not attribute GHG or other benefits from that project, which will occur over the 50-year operating life beginning in 2025. For projects that report at the census-tract level (e.g., vouchers, rebates, and household installations), the entire project funding and other benefits are attributed to a single district, determined by which district includes the majority of the census tract. Disadvantaged community benefits displaying “NA” indicates that the district does not contain disadvantaged communities as defined for the GGRF Program under Senate Bill 535 (De Leon, Statutes of 2012).

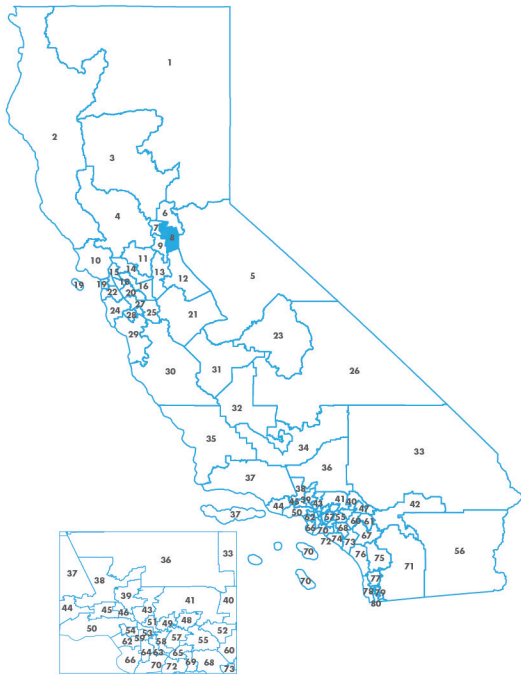


ASSEMBLYMEMBER
KEN COOLEY

ASSEMBLY DISTRICT 8 SNAPSHOT

Cap-and-Trade Dollars at Work Across California

California Climate Investments is a statewide program that puts billions of Cap-and-Trade dollars to work reducing greenhouse gas emissions, strengthening the economy, and improving public health and the environment, particularly in disadvantaged communities.



\$11.6 million

Cap-and-Trade dollars implemented within the District through 2016



97%

of funds benefiting disadvantaged communities



591

projects, rebates, and vouchers



68,146

MTCO₂e estimated over reduction timeframe

CACLIMATEINVESTMENTS.CA.GOV

For an interactive map of investments statewide, visit arb.ca.gov/ccimap

STATEWIDE CO-BENEFITS



improved
air quality



reduced
water use



enhanced
ecosystems



employment &
economic development



greater transit
accessibility



dollar
savings

Some projects are not located at a single address, and therefore could be attributable to multiple legislative districts. For projects that physically cross multiple legislative districts (e.g., transit projects), the entire project funding and other benefits are attributed to all relevant districts. High-Speed Rail is an exception because these figures include the implemented funding amount—\$348M—but do not attribute GHG or other benefits from that project, which will occur over the 50-year operating life beginning in 2025. For projects that report at the census-tract level (e.g., vouchers, rebates, and household installations), the entire project funding and other benefits are attributed to a single district, determined by which district includes the majority of the census tract. Disadvantaged community benefits displaying “NA” indicates that the district does not contain disadvantaged communities as defined for the GGRF Program under Senate Bill 535 (De Leon, Statutes of 2012).

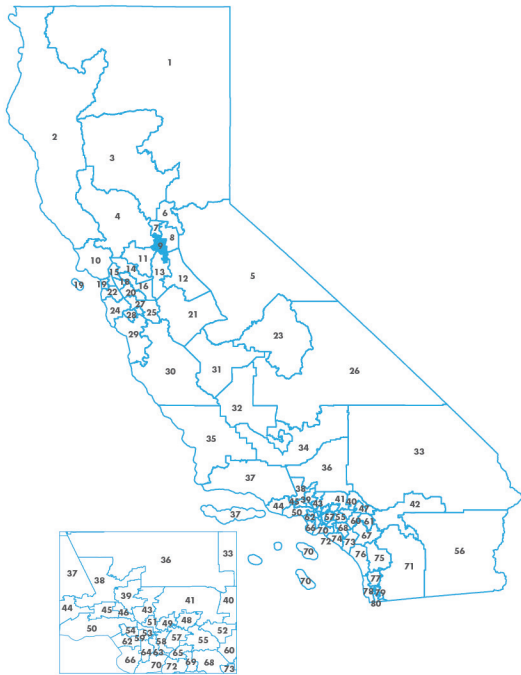


ASSEMBLYMEMBER
JIM COOPER

ASSEMBLY DISTRICT 9 SNAPSHOT

Cap-and-Trade Dollars at Work Across California

California Climate Investments is a statewide program that puts billions of Cap-and-Trade dollars to work reducing greenhouse gas emissions, strengthening the economy, and improving public health and the environment, particularly in disadvantaged communities.



\$14 million

Cap-and-Trade dollars implemented within the District through 2016



100%

of funds benefiting disadvantaged communities



1,047

projects, rebates, and vouchers



79,958

MTCO₂e estimated over reduction timeframe

CACLIMATEINVESTMENTS.CA.GOV

For an interactive map of investments statewide, visit arb.ca.gov/ccimap

STATEWIDE CO-BENEFITS



improved
air quality



reduced
water use



enhanced
ecosystems



employment &
economic development



greater transit
accessibility



dollar
savings

Some projects are not located at a single address, and therefore could be attributable to multiple legislative districts. For projects that physically cross multiple legislative districts (e.g., transit projects), the entire project funding and other benefits are attributed to all relevant districts. High-Speed Rail is an exception because these figures include the implemented funding amount—\$348M—but do not attribute GHG or other benefits from that project, which will occur over the 50-year operating life beginning in 2025. For projects that report at the census-tract level (e.g., vouchers, rebates, and household installations), the entire project funding and other benefits are attributed to a single district, determined by which district includes the majority of the census tract. Disadvantaged community benefits displaying “NA” indicates that the district does not contain disadvantaged communities as defined for the GGRF Program under Senate Bill 535 (De Leon, Statutes of 2012).

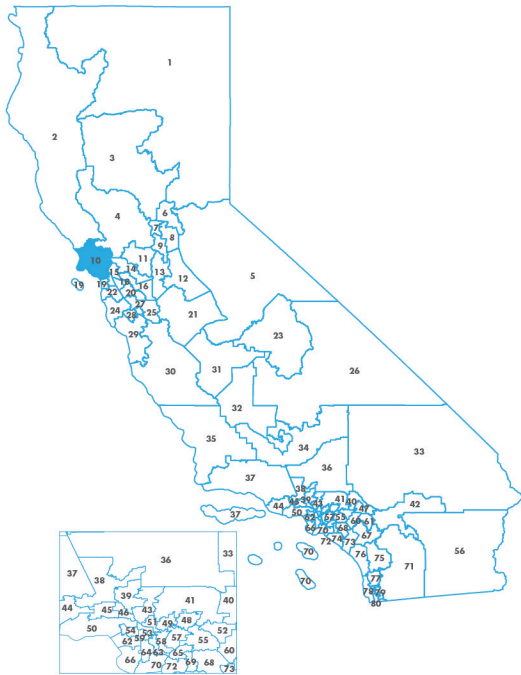


ASSEMBLYMEMBER
MARC LEVINE

ASSEMBLY DISTRICT 10 SNAPSHOT

Cap-and-Trade Dollars at Work Across California

California Climate Investments is a statewide program that puts billions of Cap-and-Trade dollars to work reducing greenhouse gas emissions, strengthening the economy, and improving public health and the environment, particularly in disadvantaged communities.



\$24.4 million

Cap-and-Trade dollars implemented within the District through 2016



NA

of funds benefiting disadvantaged communities



2,535

projects, rebates, and vouchers



226,661

MTCO₂e estimated over reduction timeframe

CACLIMATEINVESTMENTS.CA.GOV

For an interactive map of investments statewide, visit arb.ca.gov/ccimap

STATEWIDE CO-BENEFITS



improved
air quality



reduced
water use



enhanced
ecosystems



employment &
economic development



greater transit
accessibility



dollar
savings

Some projects are not located at a single address, and therefore could be attributable to multiple legislative districts. For projects that physically cross multiple legislative districts (e.g., transit projects), the entire project funding and other benefits are attributed to all relevant districts. High-Speed Rail is an exception because these figures include the implemented funding amount—\$348M—but do not attribute GHG or other benefits from that project, which will occur over the 50-year operating life beginning in 2025. For projects that report at the census-tract level (e.g., vouchers, rebates, and household installations), the entire project funding and other benefits are attributed to a single district, determined by which district includes the majority of the census tract. Disadvantaged community benefits displaying “NA” indicates that the district does not contain disadvantaged communities as defined for the GGRF Program under Senate Bill 535 (De Leon, Statutes of 2012).

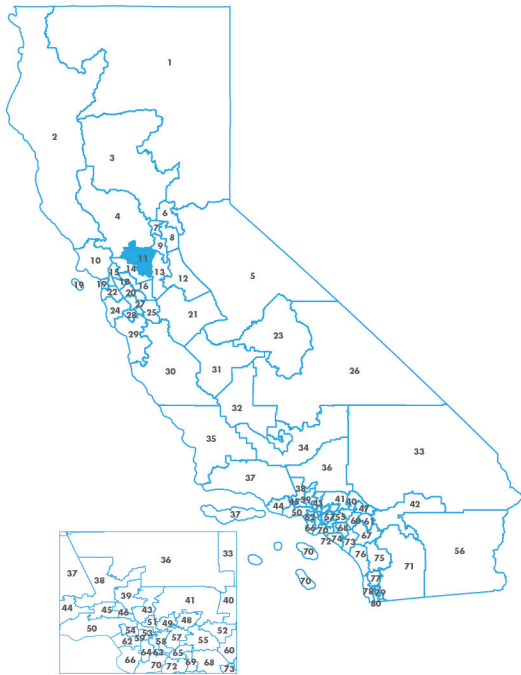


ASSEMBLYMEMBER
JIM FRAZIER

ASSEMBLY DISTRICT 11 SNAPSHOT

Cap-and-Trade Dollars at Work Across California

California Climate Investments is a statewide program that puts billions of Cap-and-Trade dollars to work reducing greenhouse gas emissions, strengthening the economy, and improving public health and the environment, particularly in disadvantaged communities.



\$17.4 million

Cap-and-Trade dollars implemented within the District through 2016



95%

of funds benefiting disadvantaged communities



648

projects, rebates, and vouchers



541,444

MTCO₂e estimated over reduction timeframe

CACLIMATEINVESTMENTS.CA.GOV

For an interactive map of investments statewide, visit arb.ca.gov/ccimap

STATEWIDE CO-BENEFITS



improved
air quality



reduced
water use



enhanced
ecosystems



employment &
economic development



greater transit
accessibility



dollar
savings

Some projects are not located at a single address, and therefore could be attributable to multiple legislative districts. For projects that physically cross multiple legislative districts (e.g., transit projects), the entire project funding and other benefits are attributed to all relevant districts. High-Speed Rail is an exception because these figures include the implemented funding amount—\$348M—but do not attribute GHG or other benefits from that project, which will occur over the 50-year operating life beginning in 2025. For projects that report at the census-tract level (e.g., vouchers, rebates, and household installations), the entire project funding and other benefits are attributed to a single district, determined by which district includes the majority of the census tract. Disadvantaged community benefits displaying “NA” indicates that the district does not contain disadvantaged communities as defined for the GGRF Program under Senate Bill 535 (De Leon, Statutes of 2012).

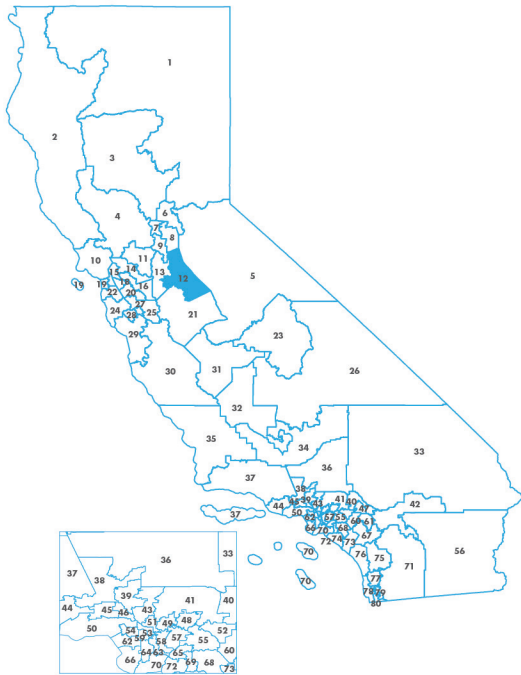


ASSEMBLYMEMBER
HEATH FLORA

ASSEMBLY DISTRICT 12 SNAPSHOT

Cap-and-Trade Dollars at Work Across California

California Climate Investments is a statewide program that puts billions of Cap-and-Trade dollars to work reducing greenhouse gas emissions, strengthening the economy, and improving public health and the environment, particularly in disadvantaged communities.



\$3.9 million

Cap-and-Trade dollars implemented within the District through 2016



64%

of funds benefiting disadvantaged communities



739

projects, rebates, and vouchers



66,272

MTCO₂e estimated over reduction timeframe

CACLIMATEINVESTMENTS.CA.GOV

For an interactive map of investments statewide, visit arb.ca.gov/ccimap

STATEWIDE CO-BENEFITS



improved
air quality



reduced
water use



enhanced
ecosystems



employment &
economic development



greater transit
accessibility



dollar
savings

Some projects are not located at a single address, and therefore could be attributable to multiple legislative districts. For projects that physically cross multiple legislative districts (e.g., transit projects), the entire project funding and other benefits are attributed to all relevant districts. High-Speed Rail is an exception because these figures include the implemented funding amount—\$348M—but do not attribute GHG or other benefits from that project, which will occur over the 50-year operating life beginning in 2025. For projects that report at the census-tract level (e.g., vouchers, rebates, and household installations), the entire project funding and other benefits are attributed to a single district, determined by which district includes the majority of the census tract. Disadvantaged community benefits displaying “NA” indicates that the district does not contain disadvantaged communities as defined for the GGRF Program under Senate Bill 535 (De Leon, Statutes of 2012).

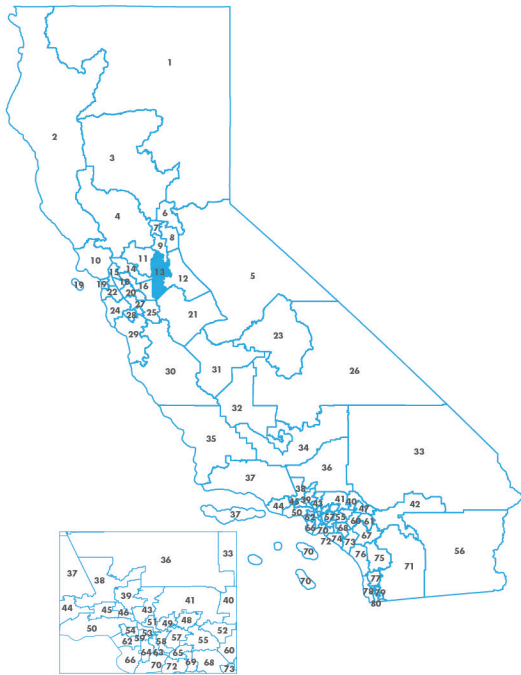


ASSEMBLYMEMBER
SUSAN TALAMANTES EGGMAN

ASSEMBLY DISTRICT 13 SNAPSHOT

Cap-and-Trade Dollars at Work Across California

California Climate Investments is a statewide program that puts billions of Cap-and-Trade dollars to work reducing greenhouse gas emissions, strengthening the economy, and improving public health and the environment, particularly in disadvantaged communities.



\$24.8 million

Cap-and-Trade dollars implemented within the District through 2016



99%

of funds benefiting disadvantaged communities



855

projects, rebates, and vouchers



260,308

MTCO₂e estimated over reduction timeframe

CACLIMATEINVESTMENTS.CA.GOV

For an interactive map of investments statewide, visit arb.ca.gov/ccimap

STATEWIDE CO-BENEFITS



improved
air quality



reduced
water use



enhanced
ecosystems



employment &
economic development



greater transit
accessibility



dollar
savings

Some projects are not located at a single address, and therefore could be attributable to multiple legislative districts. For projects that physically cross multiple legislative districts (e.g., transit projects), the entire project funding and other benefits are attributed to all relevant districts. High-Speed Rail is an exception because these figures include the implemented funding amount—\$348M—but do not attribute GHG or other benefits from that project, which will occur over the 50-year operating life beginning in 2025. For projects that report at the census-tract level (e.g., vouchers, rebates, and household installations), the entire project funding and other benefits are attributed to a single district, determined by which district includes the majority of the census tract. Disadvantaged community benefits displaying “NA” indicates that the district does not contain disadvantaged communities as defined for the GGRF Program under Senate Bill 535 (De Leon, Statutes of 2012).

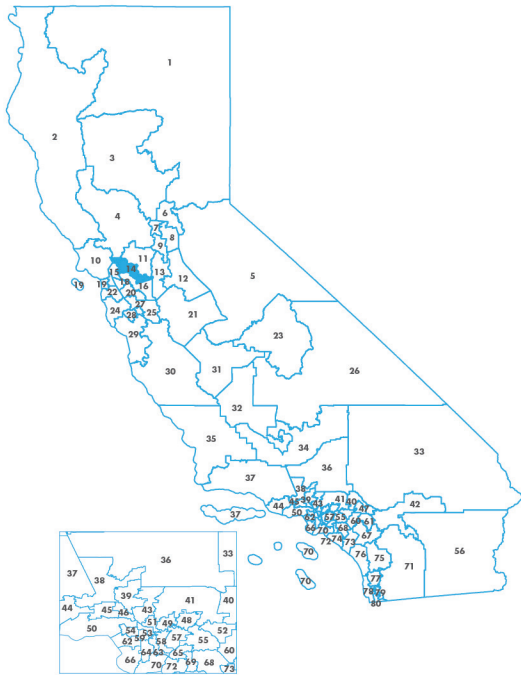


ASSEMBLYMEMBER
TIMOTHY GRAYSON

ASSEMBLY DISTRICT 14 SNAPSHOT

Cap-and-Trade Dollars at Work Across California

California Climate Investments is a statewide program that puts billions of Cap-and-Trade dollars to work reducing greenhouse gas emissions, strengthening the economy, and improving public health and the environment, particularly in disadvantaged communities.



\$14.4 million

Cap-and-Trade dollars implemented within the District through 2016



81%

of funds benefiting disadvantaged communities



1,467

projects, rebates, and vouchers



103,147

MTCO₂e estimated over reduction timeframe

CACLIMATEINVESTMENTS.CA.GOV

For an interactive map of investments statewide, visit arb.ca.gov/ccimap

STATEWIDE CO-BENEFITS



improved
air quality



reduced
water use



enhanced
ecosystems



employment &
economic development



greater transit
accessibility



dollar
savings

Some projects are not located at a single address, and therefore could be attributable to multiple legislative districts. For projects that physically cross multiple legislative districts (e.g., transit projects), the entire project funding and other benefits are attributed to all relevant districts. High-Speed Rail is an exception because these figures include the implemented funding amount—\$348M—but do not attribute GHG or other benefits from that project, which will occur over the 50-year operating life beginning in 2025. For projects that report at the census-tract level (e.g., vouchers, rebates, and household installations), the entire project funding and other benefits are attributed to a single district, determined by which district includes the majority of the census tract. Disadvantaged community benefits displaying “NA” indicates that the district does not contain disadvantaged communities as defined for the GGRF Program under Senate Bill 535 (De Leon, Statutes of 2012).

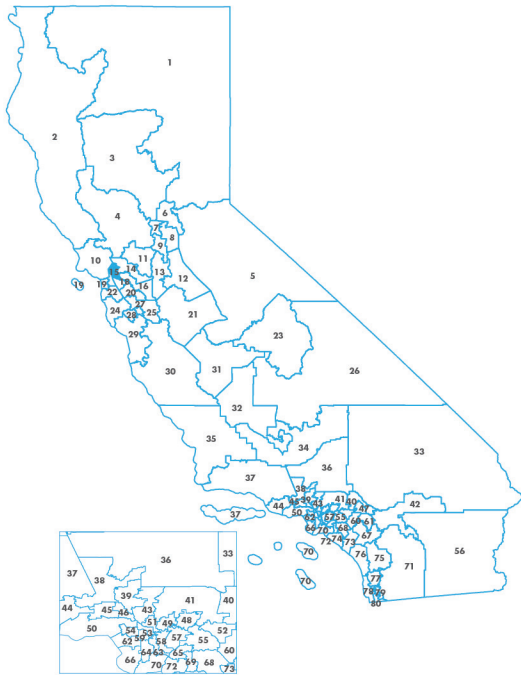


ASSEMBLYMEMBER
TONY THURMOND

ASSEMBLY DISTRICT 15 SNAPSHOT

Cap-and-Trade Dollars at Work Across California

California Climate Investments is a statewide program that puts billions of Cap-and-Trade dollars to work reducing greenhouse gas emissions, strengthening the economy, and improving public health and the environment, particularly in disadvantaged communities.



\$21.8 million

Cap-and-Trade dollars implemented within the District through 2016



61%

of funds benefiting disadvantaged communities



2,430

projects, rebates, and vouchers



163,661

MTCO₂e estimated over reduction timeframe

CACLIMATEINVESTMENTS.CA.GOV

For an interactive map of investments statewide, visit arb.ca.gov/ccimap

STATEWIDE CO-BENEFITS



improved
air quality



reduced
water use



enhanced
ecosystems



employment &
economic development



greater transit
accessibility



dollar
savings

Some projects are not located at a single address, and therefore could be attributable to multiple legislative districts. For projects that physically cross multiple legislative districts (e.g., transit projects), the entire project funding and other benefits are attributed to all relevant districts. High-Speed Rail is an exception because these figures include the implemented funding amount—\$348M—but do not attribute GHG or other benefits from that project, which will occur over the 50-year operating life beginning in 2025. For projects that report at the census-tract level (e.g., vouchers, rebates, and household installations), the entire project funding and other benefits are attributed to a single district, determined by which district includes the majority of the census tract. Disadvantaged community benefits displaying “NA” indicates that the district does not contain disadvantaged communities as defined for the GGRF Program under Senate Bill 535 (De Leon, Statutes of 2012).

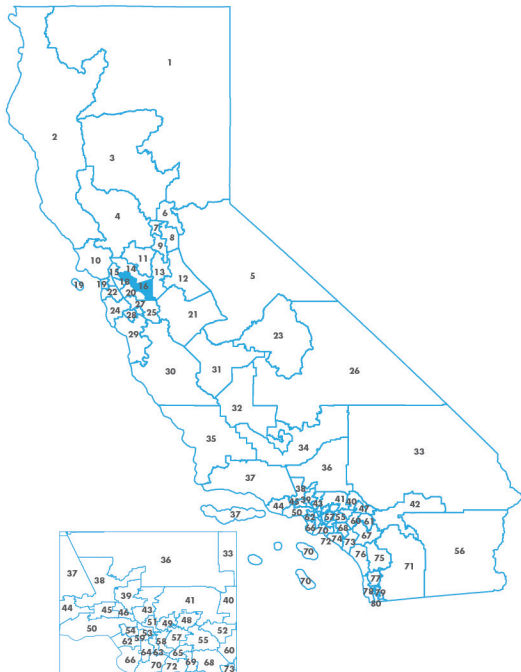


ASSEMBLYMEMBER
CATHARINE BAKER

ASSEMBLY DISTRICT 16 SNAPSHOT

Cap-and-Trade Dollars at Work Across California

California Climate Investments is a statewide program that puts billions of Cap-and-Trade dollars to work reducing greenhouse gas emissions, strengthening the economy, and improving public health and the environment, particularly in disadvantaged communities.



\$13.1 million

Cap-and-Trade dollars implemented within the District through 2016



NA

of funds benefiting disadvantaged communities



3,911

projects, rebates, and vouchers



193,130

MTCO₂e estimated over reduction timeframe

CACLIMATEINVESTMENTS.CA.GOV

For an interactive map of investments statewide, visit arb.ca.gov/ccimap

STATEWIDE CO-BENEFITS



improved
air quality



reduced
water use



enhanced
ecosystems



employment &
economic development



greater transit
accessibility



dollar
savings

Some projects are not located at a single address, and therefore could be attributable to multiple legislative districts. For projects that physically cross multiple legislative districts (e.g., transit projects), the entire project funding and other benefits are attributed to all relevant districts. High-Speed Rail is an exception because these figures include the implemented funding amount—\$348M—but do not attribute GHG or other benefits from that project, which will occur over the 50-year operating life beginning in 2025. For projects that report at the census-tract level (e.g., vouchers, rebates, and household installations), the entire project funding and other benefits are attributed to a single district, determined by which district includes the majority of the census tract. Disadvantaged community benefits displaying “NA” indicates that the district does not contain disadvantaged communities as defined for the GGRF Program under Senate Bill 535 (De Leon, Statutes of 2012).

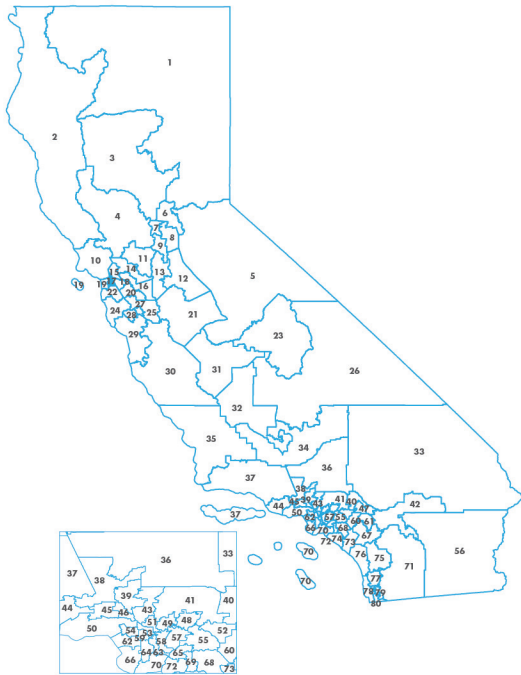


ASSEMBLYMEMBER
DAVID CHIU

ASSEMBLY DISTRICT 17 SNAPSHOT

Cap-and-Trade Dollars at Work Across California

California Climate Investments is a statewide program that puts billions of Cap-and-Trade dollars to work reducing greenhouse gas emissions, strengthening the economy, and improving public health and the environment, particularly in disadvantaged communities.



\$74.4 million

Cap-and-Trade dollars implemented within the District through 2016



79%

of funds benefiting disadvantaged communities



1,428

projects, rebates, and vouchers



193,923

MTCO₂e estimated over reduction timeframe

CACLIMATEINVESTMENTS.CA.GOV

For an interactive map of investments statewide, visit arb.ca.gov/ccimap

STATEWIDE CO-BENEFITS



improved
air quality



reduced
water use



enhanced
ecosystems



employment &
economic development



greater transit
accessibility



dollar
savings

Some projects are not located at a single address, and therefore could be attributable to multiple legislative districts. For projects that physically cross multiple legislative districts (e.g., transit projects), the entire project funding and other benefits are attributed to all relevant districts. High-Speed Rail is an exception because these figures include the implemented funding amount—\$348M—but do not attribute GHG or other benefits from that project, which will occur over the 50-year operating life beginning in 2025. For projects that report at the census-tract level (e.g., vouchers, rebates, and household installations), the entire project funding and other benefits are attributed to a single district, determined by which district includes the majority of the census tract. Disadvantaged community benefits displaying “NA” indicates that the district does not contain disadvantaged communities as defined for the GGRF Program under Senate Bill 535 (De Leon, Statutes of 2012).

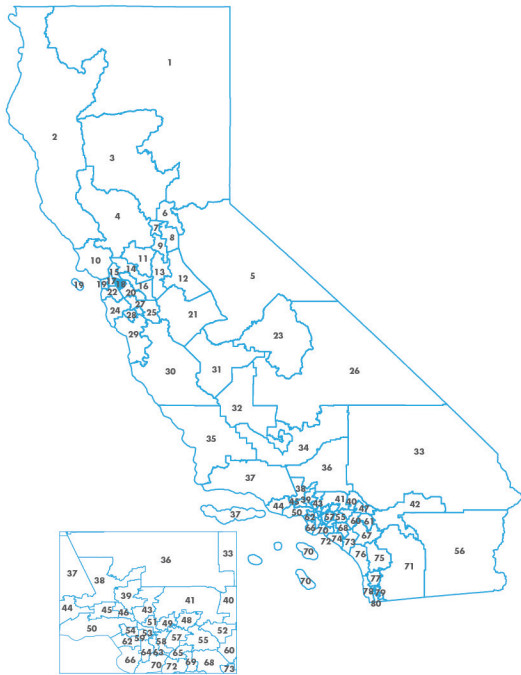


ASSEMBLYMEMBER
ROB BONTA

ASSEMBLY DISTRICT 18 SNAPSHOT

Cap-and-Trade Dollars at Work Across California

California Climate Investments is a statewide program that puts billions of Cap-and-Trade dollars to work reducing greenhouse gas emissions, strengthening the economy, and improving public health and the environment, particularly in disadvantaged communities.



\$43.6 million

Cap-and-Trade dollars implemented within the District through 2016



96%

of funds benefiting disadvantaged communities



1,517

projects, rebates, and vouchers



692,372

MTCO₂e estimated over reduction timeframe

CACLIMATEINVESTMENTS.CA.GOV

For an interactive map of investments statewide, visit arb.ca.gov/ccimap

STATEWIDE CO-BENEFITS



improved
air quality



reduced
water use



enhanced
ecosystems



employment &
economic development



greater transit
accessibility



dollar
savings

Some projects are not located at a single address, and therefore could be attributable to multiple legislative districts. For projects that physically cross multiple legislative districts (e.g., transit projects), the entire project funding and other benefits are attributed to all relevant districts. High-Speed Rail is an exception because these figures include the implemented funding amount—\$348M—but do not attribute GHG or other benefits from that project, which will occur over the 50-year operating life beginning in 2025. For projects that report at the census-tract level (e.g., vouchers, rebates, and household installations), the entire project funding and other benefits are attributed to a single district, determined by which district includes the majority of the census tract. Disadvantaged community benefits displaying “NA” indicates that the district does not contain disadvantaged communities as defined for the GGRF Program under Senate Bill 535 (De Leon, Statutes of 2012).

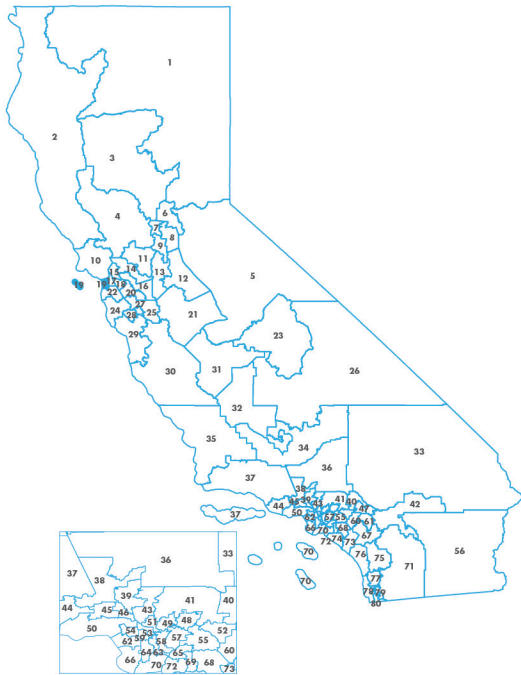


ASSEMBLYMEMBER
PHILIP TING

ASSEMBLY DISTRICT 19 SNAPSHOT

Cap-and-Trade Dollars at Work Across California

California Climate Investments is a statewide program that puts billions of Cap-and-Trade dollars to work reducing greenhouse gas emissions, strengthening the economy, and improving public health and the environment, particularly in disadvantaged communities.



\$57.1 million

Cap-and-Trade dollars implemented within the District through 2016



95%

of funds benefiting disadvantaged communities



1,291

projects, rebates, and vouchers



114,796

MTCO₂e estimated over reduction timeframe

CACLIMATEINVESTMENTS.CA.GOV

For an interactive map of investments statewide, visit arb.ca.gov/ccimap

STATEWIDE CO-BENEFITS



improved
air quality



reduced
water use



enhanced
ecosystems



employment &
economic development



greater transit
accessibility



dollar
savings

Some projects are not located at a single address, and therefore could be attributable to multiple legislative districts. For projects that physically cross multiple legislative districts (e.g., transit projects), the entire project funding and other benefits are attributed to all relevant districts. High-Speed Rail is an exception because these figures include the implemented funding amount—\$348M—but do not attribute GHG or other benefits from that project, which will occur over the 50-year operating life beginning in 2025. For projects that report at the census-tract level (e.g., vouchers, rebates, and household installations), the entire project funding and other benefits are attributed to a single district, determined by which district includes the majority of the census tract. Disadvantaged community benefits displaying “NA” indicates that the district does not contain disadvantaged communities as defined for the GGRF Program under Senate Bill 535 (De Leon, Statutes of 2012).

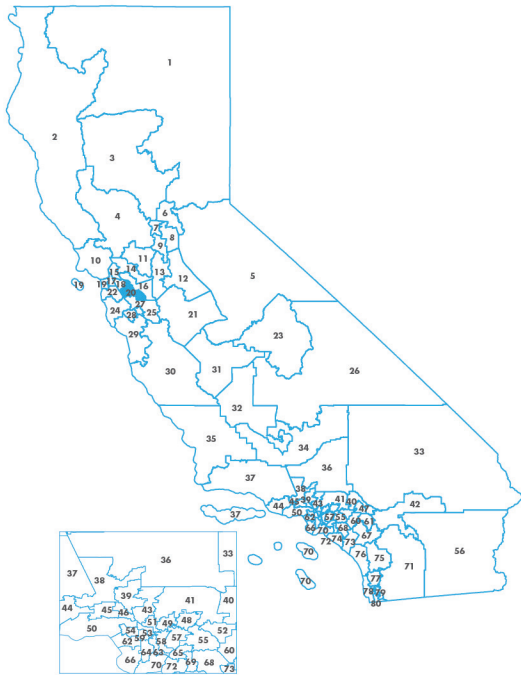


ASSEMBLYMEMBER
BILL QUIRK

ASSEMBLY DISTRICT 20 SNAPSHOT

Cap-and-Trade Dollars at Work Across California

California Climate Investments is a statewide program that puts billions of Cap-and-Trade dollars to work reducing greenhouse gas emissions, strengthening the economy, and improving public health and the environment, particularly in disadvantaged communities.



\$20.2 million

Cap-and-Trade dollars implemented within the District through 2016



67%

of funds benefiting disadvantaged communities



2,964

projects, rebates, and vouchers



177,921

MTCO₂e estimated over reduction timeframe

CACLIMATEINVESTMENTS.CA.GOV

For an interactive map of investments statewide, visit arb.ca.gov/ccimap

STATEWIDE CO-BENEFITS



improved
air quality



reduced
water use



enhanced
ecosystems



employment &
economic development



greater transit
accessibility



dollar
savings

Some projects are not located at a single address, and therefore could be attributable to multiple legislative districts. For projects that physically cross multiple legislative districts (e.g., transit projects), the entire project funding and other benefits are attributed to all relevant districts. High-Speed Rail is an exception because these figures include the implemented funding amount—\$348M—but do not attribute GHG or other benefits from that project, which will occur over the 50-year operating life beginning in 2025. For projects that report at the census-tract level (e.g., vouchers, rebates, and household installations), the entire project funding and other benefits are attributed to a single district, determined by which district includes the majority of the census tract. Disadvantaged community benefits displaying “NA” indicates that the district does not contain disadvantaged communities as defined for the GGRF Program under Senate Bill 535 (De Leon, Statutes of 2012).

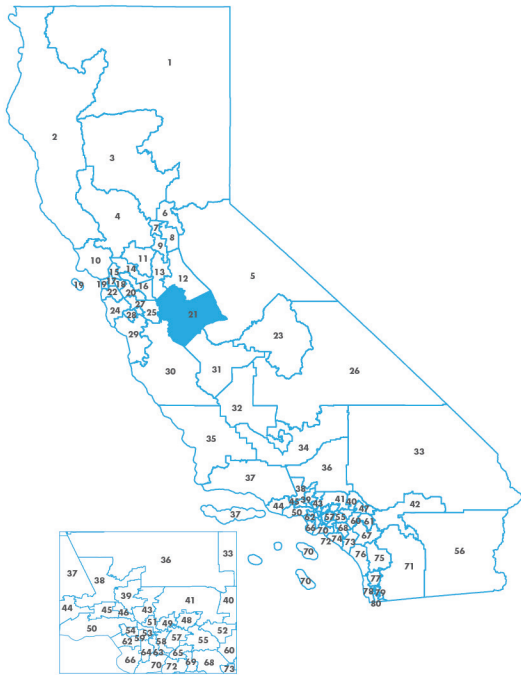


ASSEMBLYMEMBER
ADAM GRAY

ASSEMBLY
DISTRICT 21
SNAPSHOT

Cap-and-Trade Dollars at Work Across California

California Climate Investments is a statewide program that puts billions of Cap-and-Trade dollars to work reducing greenhouse gas emissions, strengthening the economy, and improving public health and the environment, particularly in disadvantaged communities.



\$48.6 million

Cap-and-Trade dollars implemented within the District through 2016



93%

of funds benefiting disadvantaged communities



11,730

projects, rebates, and vouchers



85,743

MTCO₂e estimated over reduction timeframe

CACLIMATEINVESTMENTS.CA.GOV

For an interactive map of investments statewide, visit arb.ca.gov/ccimap

STATEWIDE CO-BENEFITS



improved
air quality



reduced
water use



enhanced
ecosystems



employment &
economic development



greater transit
accessibility



dollar
savings

Some projects are not located at a single address, and therefore could be attributable to multiple legislative districts. For projects that physically cross multiple legislative districts (e.g., transit projects), the entire project funding and other benefits are attributed to all relevant districts. High-Speed Rail is an exception because these figures include the implemented funding amount—\$348M—but do not attribute GHG or other benefits from that project, which will occur over the 50-year operating life beginning in 2025. For projects that report at the census-tract level (e.g., vouchers, rebates, and household installations), the entire project funding and other benefits are attributed to a single district, determined by which district includes the majority of the census tract. Disadvantaged community benefits displaying “NA” indicates that the district does not contain disadvantaged communities as defined for the GGRF Program under Senate Bill 535 (De Leon, Statutes of 2012).

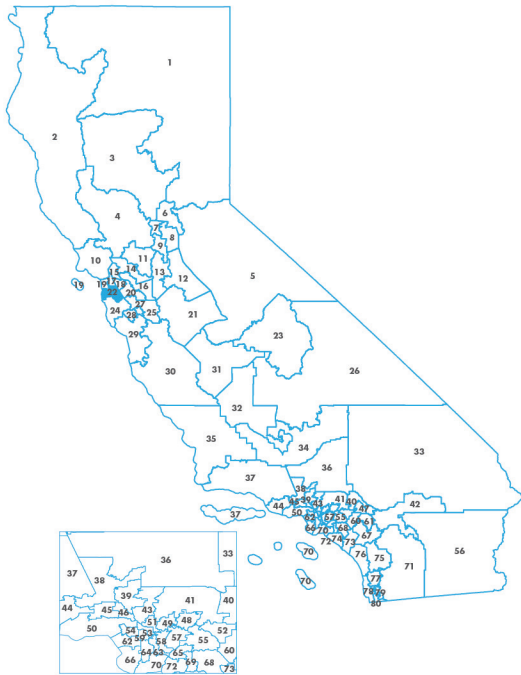


ASSEMBLYMEMBER
KEVIN MULLIN

ASSEMBLY DISTRICT 22 SNAPSHOT

Cap-and-Trade Dollars at Work Across California

California Climate Investments is a statewide program that puts billions of Cap-and-Trade dollars to work reducing greenhouse gas emissions, strengthening the economy, and improving public health and the environment, particularly in disadvantaged communities.



\$12.2 million

Cap-and-Trade dollars implemented within the District through 2016



NA

of funds benefiting disadvantaged communities



3,158

projects, rebates, and vouchers



148,896

MTCO₂e estimated over reduction timeframe

CACLIMATEINVESTMENTS.CA.GOV

For an interactive map of investments statewide, visit arb.ca.gov/ccimap

STATEWIDE CO-BENEFITS



improved
air quality



reduced
water use



enhanced
ecosystems



employment &
economic development



greater transit
accessibility



dollar
savings

Some projects are not located at a single address, and therefore could be attributable to multiple legislative districts. For projects that physically cross multiple legislative districts (e.g., transit projects), the entire project funding and other benefits are attributed to all relevant districts. High-Speed Rail is an exception because these figures include the implemented funding amount—\$348M—but do not attribute GHG or other benefits from that project, which will occur over the 50-year operating life beginning in 2025. For projects that report at the census-tract level (e.g., vouchers, rebates, and household installations), the entire project funding and other benefits are attributed to a single district, determined by which district includes the majority of the census tract. Disadvantaged community benefits displaying “NA” indicates that the district does not contain disadvantaged communities as defined for the GGRF Program under Senate Bill 535 (De Leon, Statutes of 2012).

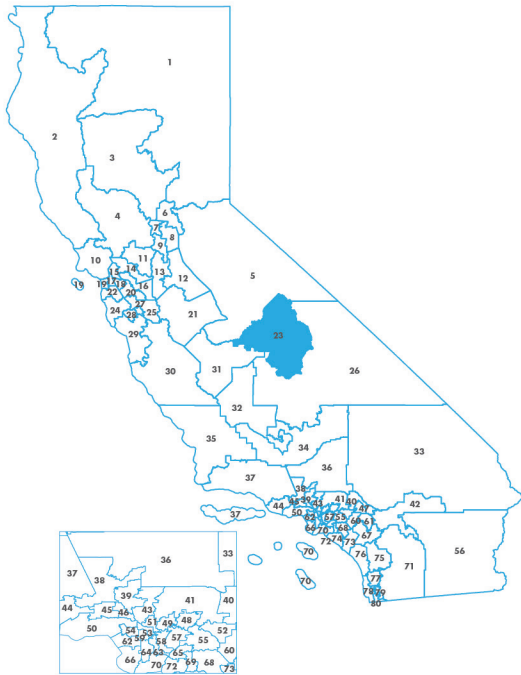


ASSEMBLYMEMBER
JIM PATTERSON

ASSEMBLY
DISTRICT 23
SNAPSHOT

Cap-and-Trade Dollars at Work Across California

California Climate Investments is a statewide program that puts billions of Cap-and-Trade dollars to work reducing greenhouse gas emissions, strengthening the economy, and improving public health and the environment, particularly in disadvantaged communities.



370 million

Cap-and-Trade dollars implemented within the District through 2016



\$348 million

High-Speed Rail dollars implemented across AD 5, AD 23 & AD 31



5%

of total funds invested within the District benefit disadvantaged communities



1,378

projects, rebates, and vouchers



87,111

MTCO₂e estimated over reduction timeframe

CACLIMATEINVESTMENTS.CA.GOV

For an interactive map of investments statewide, visit arb.ca.gov/ccimap

STATEWIDE CO-BENEFITS



improved
air quality



reduced
water use



enhanced
ecosystems



employment &
economic development



greater transit
accessibility



dollar
savings

Some projects are not located at a single address, and therefore could be attributable to multiple legislative districts. For projects that physically cross multiple legislative districts (e.g., transit projects), the entire project funding and other benefits are attributed to all relevant districts. High-Speed Rail is an exception because these figures include the implemented funding amount—\$348M—but do not attribute GHG or other benefits from that project, which will occur over the 50-year operating life beginning in 2025. For projects that report at the census-tract level (e.g., vouchers, rebates, and household installations), the entire project funding and other benefits are attributed to a single district, determined by which district includes the majority of the census tract. Disadvantaged community benefits displaying “NA” indicates that the district does not contain disadvantaged communities as defined for the GGRF Program under Senate Bill 535 (De Leon, Statutes of 2012).

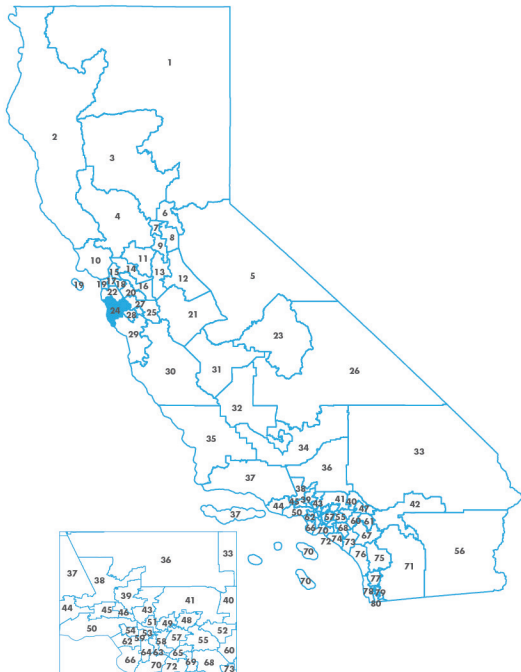


ASSEMBLYMEMBER
MARC BERMAN

ASSEMBLY DISTRICT 24 SNAPSHOT

Cap-and-Trade Dollars at Work Across California

California Climate Investments is a statewide program that puts billions of Cap-and-Trade dollars to work reducing greenhouse gas emissions, strengthening the economy, and improving public health and the environment, particularly in disadvantaged communities.



\$20.5 million

Cap-and-Trade dollars implemented within the District through 2016



48%

of funds benefiting disadvantaged communities



4,974

projects, rebates, and vouchers



237,995

MTCO₂e estimated over reduction timeframe

CACLIMATEINVESTMENTS.CA.GOV

For an interactive map of investments statewide, visit arb.ca.gov/ccimap

STATEWIDE CO-BENEFITS



improved
air quality



reduced
water use



enhanced
ecosystems



employment &
economic development



greater transit
accessibility



dollar
savings

Some projects are not located at a single address, and therefore could be attributable to multiple legislative districts. For projects that physically cross multiple legislative districts (e.g., transit projects), the entire project funding and other benefits are attributed to all relevant districts. High-Speed Rail is an exception because these figures include the implemented funding amount—\$348M—but do not attribute GHG or other benefits from that project, which will occur over the 50-year operating life beginning in 2025. For projects that report at the census-tract level (e.g., vouchers, rebates, and household installations), the entire project funding and other benefits are attributed to a single district, determined by which district includes the majority of the census tract. Disadvantaged community benefits displaying “NA” indicates that the district does not contain disadvantaged communities as defined for the GGRF Program under Senate Bill 535 (De Leon, Statutes of 2012).

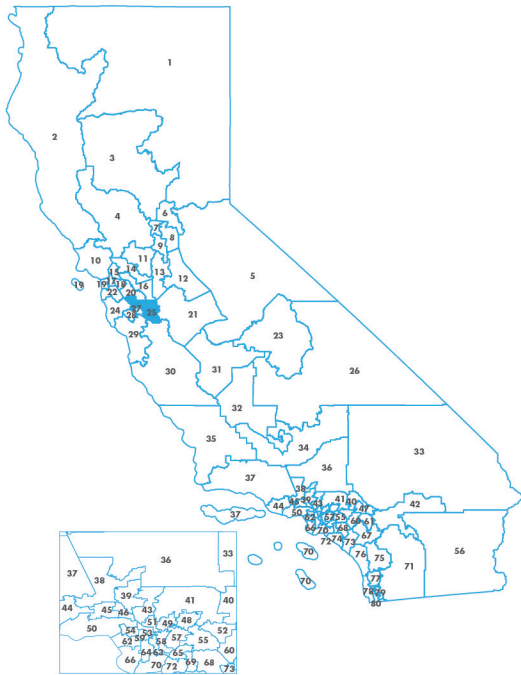


ASSEMBLYMEMBER
KANSEN CHU

ASSEMBLY DISTRICT 25 SNAPSHOT

Cap-and-Trade Dollars at Work Across California

California Climate Investments is a statewide program that puts billions of Cap-and-Trade dollars to work reducing greenhouse gas emissions, strengthening the economy, and improving public health and the environment, particularly in disadvantaged communities.



\$23.6 million

Cap-and-Trade dollars implemented within the District through 2016



63%

of funds benefiting disadvantaged communities



5,315

projects, rebates, and vouchers



258,564

MTCO₂e estimated over reduction timeframe

CACLIMATEINVESTMENTS.CA.GOV

For an interactive map of investments statewide, visit arb.ca.gov/ccimap

STATEWIDE CO-BENEFITS



improved
air quality



reduced
water use



enhanced
ecosystems



employment &
economic development



greater transit
accessibility



dollar
savings

Some projects are not located at a single address, and therefore could be attributable to multiple legislative districts. For projects that physically cross multiple legislative districts (e.g., transit projects), the entire project funding and other benefits are attributed to all relevant districts. High-Speed Rail is an exception because these figures include the implemented funding amount—\$348M—but do not attribute GHG or other benefits from that project, which will occur over the 50-year operating life beginning in 2025. For projects that report at the census-tract level (e.g., vouchers, rebates, and household installations), the entire project funding and other benefits are attributed to a single district, determined by which district includes the majority of the census tract. Disadvantaged community benefits displaying “NA” indicates that the district does not contain disadvantaged communities as defined for the GGRF Program under Senate Bill 535 (De Leon, Statutes of 2012).

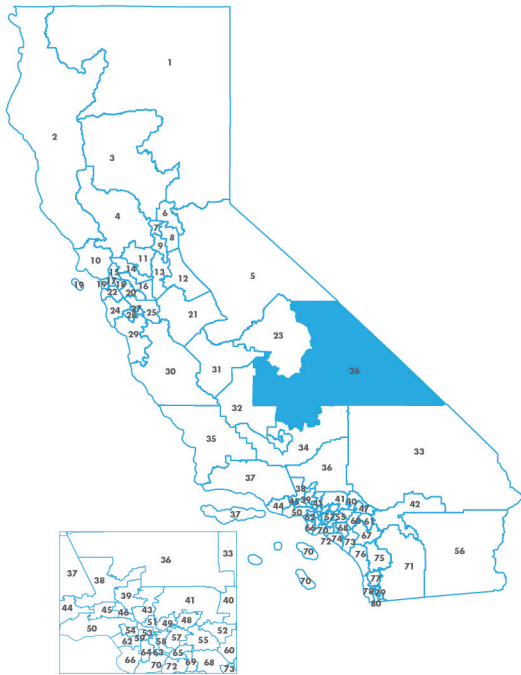


ASSEMBLYMEMBER
DEVON MATHIS

ASSEMBLY DISTRICT 26 SNAPSHOT

Cap-and-Trade Dollars at Work Across California

California Climate Investments is a statewide program that puts billions of Cap-and-Trade dollars to work reducing greenhouse gas emissions, strengthening the economy, and improving public health and the environment, particularly in disadvantaged communities.



\$27.9 million

Cap-and-Trade dollars implemented within the District through 2016



89%

of funds benefiting disadvantaged communities



968

projects, rebates, and vouchers



827,439

MTCO₂e estimated over reduction timeframe

CACLIMATEINVESTMENTS.CA.GOV

For an interactive map of investments statewide, visit arb.ca.gov/ccimap

STATEWIDE CO-BENEFITS



improved
air quality



reduced
water use



enhanced
ecosystems



employment &
economic development



greater transit
accessibility



dollar
savings

Some projects are not located at a single address, and therefore could be attributable to multiple legislative districts. For projects that physically cross multiple legislative districts (e.g., transit projects), the entire project funding and other benefits are attributed to all relevant districts. High-Speed Rail is an exception because these figures include the implemented funding amount—\$348M—but do not attribute GHG or other benefits from that project, which will occur over the 50-year operating life beginning in 2025. For projects that report at the census-tract level (e.g., vouchers, rebates, and household installations), the entire project funding and other benefits are attributed to a single district, determined by which district includes the majority of the census tract. Disadvantaged community benefits displaying “NA” indicates that the district does not contain disadvantaged communities as defined for the GGRF Program under Senate Bill 535 (De Leon, Statutes of 2012).

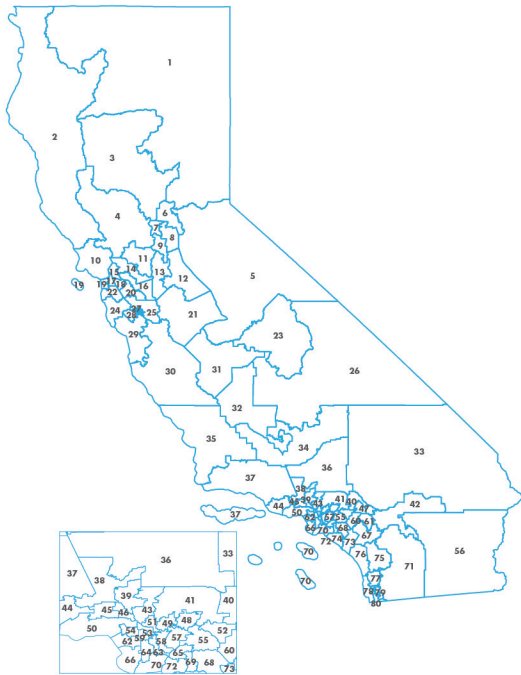


ASSEMBLYMEMBER
ASH KALRA

ASSEMBLY DISTRICT 27 SNAPSHOT

Cap-and-Trade Dollars at Work Across California

California Climate Investments is a statewide program that puts billions of Cap-and-Trade dollars to work reducing greenhouse gas emissions, strengthening the economy, and improving public health and the environment, particularly in disadvantaged communities.



\$19.9 million

Cap-and-Trade dollars implemented within the District through 2016



63%

of funds benefiting disadvantaged communities



3,639

projects, rebates, and vouchers



139,823

MTCO₂e estimated over reduction timeframe

CACLIMATEINVESTMENTS.CA.GOV

For an interactive map of investments statewide, visit arb.ca.gov/ccimap

STATEWIDE CO-BENEFITS



improved
air quality



reduced
water use



enhanced
ecosystems



employment &
economic development



greater transit
accessibility



dollar
savings

Some projects are not located at a single address, and therefore could be attributable to multiple legislative districts. For projects that physically cross multiple legislative districts (e.g., transit projects), the entire project funding and other benefits are attributed to all relevant districts. High-Speed Rail is an exception because these figures include the implemented funding amount—\$348M—but do not attribute GHG or other benefits from that project, which will occur over the 50-year operating life beginning in 2025. For projects that report at the census-tract level (e.g., vouchers, rebates, and household installations), the entire project funding and other benefits are attributed to a single district, determined by which district includes the majority of the census tract. Disadvantaged community benefits displaying “NA” indicates that the district does not contain disadvantaged communities as defined for the GGRF Program under Senate Bill 535 (De Leon, Statutes of 2012).

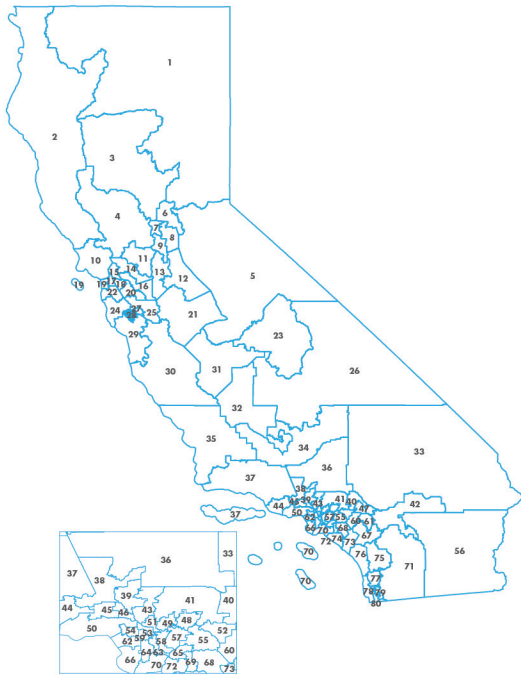


ASSEMBLYMEMBER
EVAN LOW

ASSEMBLY DISTRICT 28 SNAPSHOT

Cap-and-Trade Dollars at Work Across California

California Climate Investments is a statewide program that puts billions of Cap-and-Trade dollars to work reducing greenhouse gas emissions, strengthening the economy, and improving public health and the environment, particularly in disadvantaged communities.



\$23.6 million

Cap-and-Trade dollars implemented within the District through 2016



NA

of funds benefiting disadvantaged communities



5,981

projects, rebates, and vouchers



304,269

MTCO₂e estimated over reduction timeframe

CACLIMATEINVESTMENTS.CA.GOV

For an interactive map of investments statewide, visit arb.ca.gov/ccimap

STATEWIDE CO-BENEFITS



improved
air quality



reduced
water use



enhanced
ecosystems



employment &
economic development



greater transit
accessibility



dollar
savings

Some projects are not located at a single address, and therefore could be attributable to multiple legislative districts. For projects that physically cross multiple legislative districts (e.g., transit projects), the entire project funding and other benefits are attributed to all relevant districts. High-Speed Rail is an exception because these figures include the implemented funding amount—\$348M—but do not attribute GHG or other benefits from that project, which will occur over the 50-year operating life beginning in 2025. For projects that report at the census-tract level (e.g., vouchers, rebates, and household installations), the entire project funding and other benefits are attributed to a single district, determined by which district includes the majority of the census tract. Disadvantaged community benefits displaying “NA” indicates that the district does not contain disadvantaged communities as defined for the GGRF Program under Senate Bill 535 (De Leon, Statutes of 2012).

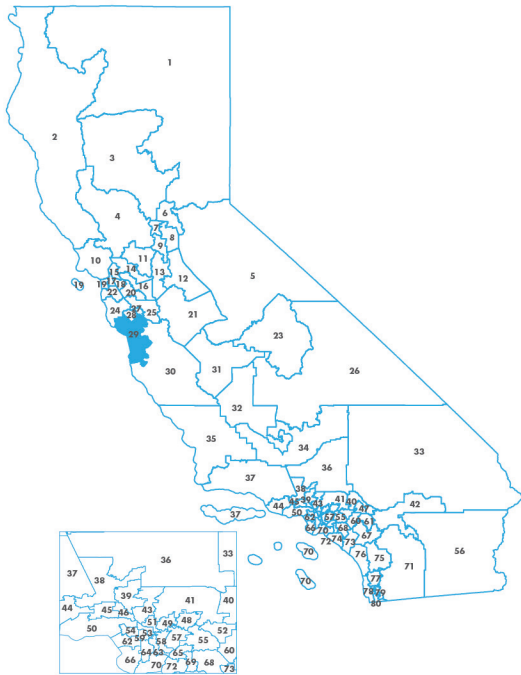


ASSEMBLYMEMBER
MARK STONE

ASSEMBLY DISTRICT 29 SNAPSHOT

Cap-and-Trade Dollars at Work Across California

California Climate Investments is a statewide program that puts billions of Cap-and-Trade dollars to work reducing greenhouse gas emissions, strengthening the economy, and improving public health and the environment, particularly in disadvantaged communities.



\$25.5 million

Cap-and-Trade dollars implemented within the District through 2016



74%

of funds benefiting disadvantaged communities



2,639

projects, rebates, and vouchers



157,785

MTCO₂e estimated over reduction timeframe

CACLIMATEINVESTMENTS.CA.GOV

For an interactive map of investments statewide, visit arb.ca.gov/ccimap

STATEWIDE CO-BENEFITS



improved
air quality



reduced
water use



enhanced
ecosystems



employment &
economic development



greater transit
accessibility



dollar
savings

Some projects are not located at a single address, and therefore could be attributable to multiple legislative districts. For projects that physically cross multiple legislative districts (e.g., transit projects), the entire project funding and other benefits are attributed to all relevant districts. High-Speed Rail is an exception because these figures include the implemented funding amount—\$348M—but do not attribute GHG or other benefits from that project, which will occur over the 50-year operating life beginning in 2025. For projects that report at the census-tract level (e.g., vouchers, rebates, and household installations), the entire project funding and other benefits are attributed to a single district, determined by which district includes the majority of the census tract. Disadvantaged community benefits displaying “NA” indicates that the district does not contain disadvantaged communities as defined for the GGRF Program under Senate Bill 535 (De Leon, Statutes of 2012).

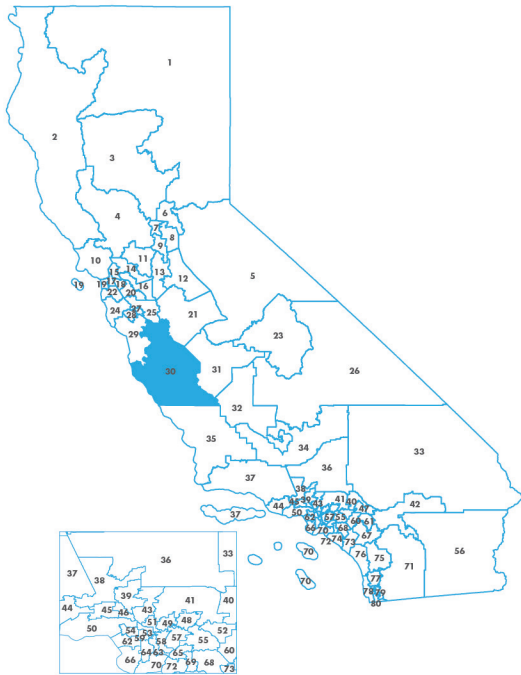


ASSEMBLYMEMBER
ANNA CABALLERO

ASSEMBLY DISTRICT 30 SNAPSHOT

Cap-and-Trade Dollars at Work Across California

California Climate Investments is a statewide program that puts billions of Cap-and-Trade dollars to work reducing greenhouse gas emissions, strengthening the economy, and improving public health and the environment, particularly in disadvantaged communities.



\$18.4 million

Cap-and-Trade dollars implemented within the District through 2016



83%

of funds benefiting disadvantaged communities



1,009

projects, rebates, and vouchers



506,924

MTCO₂e estimated over reduction timeframe

CACLIMATEINVESTMENTS.CA.GOV

For an interactive map of investments statewide, visit arb.ca.gov/ccimap

STATEWIDE CO-BENEFITS



improved
air quality



reduced
water use



enhanced
ecosystems



employment &
economic development



greater transit
accessibility



dollar
savings

Some projects are not located at a single address, and therefore could be attributable to multiple legislative districts. For projects that physically cross multiple legislative districts (e.g., transit projects), the entire project funding and other benefits are attributed to all relevant districts. High-Speed Rail is an exception because these figures include the implemented funding amount—\$348M—but do not attribute GHG or other benefits from that project, which will occur over the 50-year operating life beginning in 2025. For projects that report at the census-tract level (e.g., vouchers, rebates, and household installations), the entire project funding and other benefits are attributed to a single district, determined by which district includes the majority of the census tract. Disadvantaged community benefits displaying “NA” indicates that the district does not contain disadvantaged communities as defined for the GGRF Program under Senate Bill 535 (De Leon, Statutes of 2012).

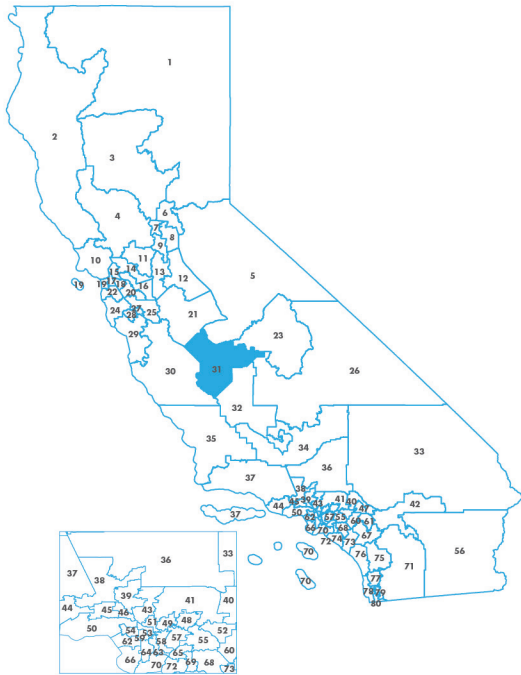


ASSEMBLYMEMBER
DR. JOAQUIN ARAMBULA

ASSEMBLY DISTRICT 31 SNAPSHOT

Cap-and-Trade Dollars at Work Across California

California Climate Investments is a statewide program that puts billions of Cap-and-Trade dollars to work reducing greenhouse gas emissions, strengthening the economy, and improving public health and the environment, particularly in disadvantaged communities.



\$375.1 million

Cap-and-Trade dollars implemented within the District through 2016



\$348 million

High-Speed Rail dollars implemented across AD 5, AD 23 & AD 31



7%

of total funds invested within the District benefit disadvantaged communities



829

projects, rebates, and vouchers



464,078

MTCO₂e estimated over reduction timeframe

CACLIMATEINVESTMENTS.CA.GOV

For an interactive map of investments statewide, visit arb.ca.gov/ccimap

STATEWIDE CO-BENEFITS



improved
air quality



reduced
water use



enhanced
ecosystems



employment &
economic development



greater transit
accessibility



dollar
savings

Some projects are not located at a single address, and therefore could be attributable to multiple legislative districts. For projects that physically cross multiple legislative districts (e.g., transit projects), the entire project funding and other benefits are attributed to all relevant districts. High-Speed Rail is an exception because these figures include the implemented funding amount—\$348M—but do not attribute GHG or other benefits from that project, which will occur over the 50-year operating life beginning in 2025. For projects that report at the census-tract level (e.g., vouchers, rebates, and household installations), the entire project funding and other benefits are attributed to a single district, determined by which district includes the majority of the census tract. Disadvantaged community benefits displaying “NA” indicates that the district does not contain disadvantaged communities as defined for the GGRF Program under Senate Bill 535 (De Leon, Statutes of 2012).

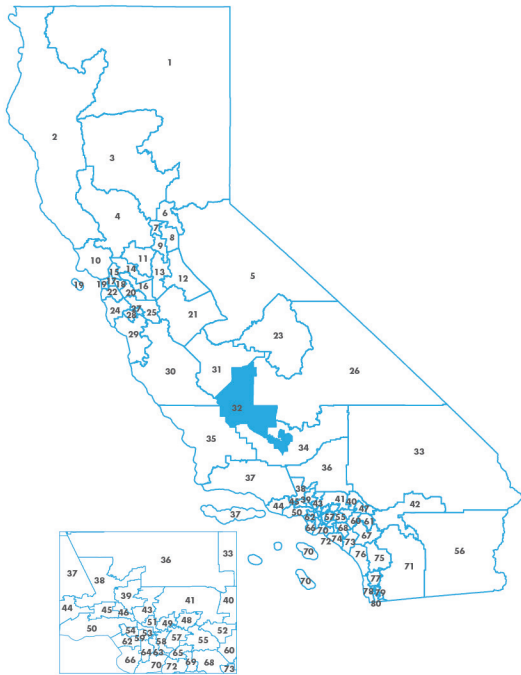


ASSEMBLYMEMBER
RUDY SALAS JR.

ASSEMBLY DISTRICT 32 SNAPSHOT

Cap-and-Trade Dollars at Work Across California

California Climate Investments is a statewide program that puts billions of Cap-and-Trade dollars to work reducing greenhouse gas emissions, strengthening the economy, and improving public health and the environment, particularly in disadvantaged communities.



\$16.4 million

Cap-and-Trade dollars implemented within the District through 2016



76%

of funds benefiting disadvantaged communities



778

projects, rebates, and vouchers



1,082,227

MTCO₂e estimated over reduction timeframe

CACLIMATEINVESTMENTS.CA.GOV

For an interactive map of investments statewide, visit arb.ca.gov/ccimap

STATEWIDE CO-BENEFITS



improved
air quality



reduced
water use



enhanced
ecosystems



employment &
economic development



greater transit
accessibility



dollar
savings

Some projects are not located at a single address, and therefore could be attributable to multiple legislative districts. For projects that physically cross multiple legislative districts (e.g., transit projects), the entire project funding and other benefits are attributed to all relevant districts. High-Speed Rail is an exception because these figures include the implemented funding amount—\$348M—but do not attribute GHG or other benefits from that project, which will occur over the 50-year operating life beginning in 2025. For projects that report at the census-tract level (e.g., vouchers, rebates, and household installations), the entire project funding and other benefits are attributed to a single district, determined by which district includes the majority of the census tract. Disadvantaged community benefits displaying “NA” indicates that the district does not contain disadvantaged communities as defined for the GGRF Program under Senate Bill 535 (De Leon, Statutes of 2012).



ASSEMBLYMEMBER
JAY OBERNOLTE

ASSEMBLY DISTRICT 33 SNAPSHOT

Cap-and-Trade Dollars at Work Across California

California Climate Investments is a statewide program that puts billions of Cap-and-Trade dollars to work reducing greenhouse gas emissions, strengthening the economy, and improving public health and the environment, particularly in disadvantaged communities.



\$4.7 million

Cap-and-Trade dollars implemented within the District through 2016



81%

of funds benefiting disadvantaged communities



182

projects, rebates, and vouchers



561,000

MTCO₂e estimated over reduction timeframe

CACLIMATEINVESTMENTS.CA.GOV

For an interactive map of investments statewide, visit arb.ca.gov/ccimap

STATEWIDE CO-BENEFITS



improved
air quality



reduced
water use



enhanced
ecosystems



employment &
economic development



greater transit
accessibility



dollar
savings

Some projects are not located at a single address, and therefore could be attributable to multiple legislative districts. For projects that physically cross multiple legislative districts (e.g., transit projects), the entire project funding and other benefits are attributed to all relevant districts. High-Speed Rail is an exception because these figures include the implemented funding amount—\$348M—but do not attribute GHG or other benefits from that project, which will occur over the 50-year operating life beginning in 2025. For projects that report at the census-tract level (e.g., vouchers, rebates, and household installations), the entire project funding and other benefits are attributed to a single district, determined by which district includes the majority of the census tract. Disadvantaged community benefits displaying “NA” indicates that the district does not contain disadvantaged communities as defined for the GGRF Program under Senate Bill 535 (De Leon, Statutes of 2012).

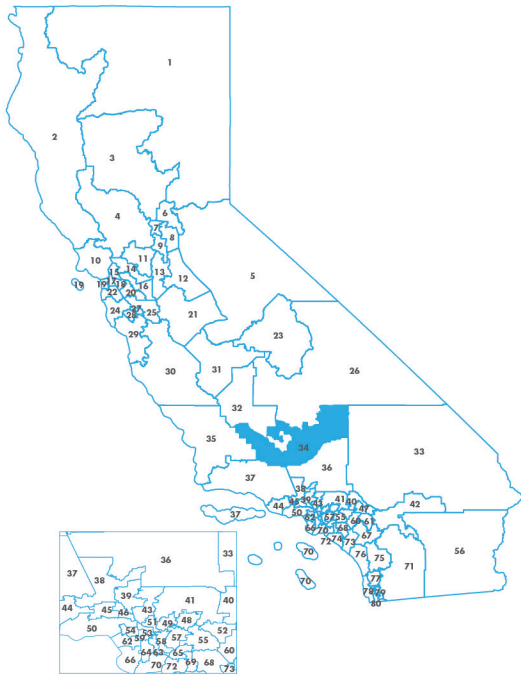


ASSEMBLYMEMBER
VINCE FONG

ASSEMBLY DISTRICT 34 SNAPSHOT

Cap-and-Trade Dollars at Work Across California

California Climate Investments is a statewide program that puts billions of Cap-and-Trade dollars to work reducing greenhouse gas emissions, strengthening the economy, and improving public health and the environment, particularly in disadvantaged communities.



\$2.4 million

Cap-and-Trade dollars implemented within the District through 2016



76%

of funds benefiting disadvantaged communities



629

projects, rebates, and vouchers



21,621

MTCO₂e estimated over reduction timeframe

CACLIMATEINVESTMENTS.CA.GOV

For an interactive map of investments statewide, visit arb.ca.gov/ccimap

STATEWIDE CO-BENEFITS



improved
air quality



reduced
water use



enhanced
ecosystems



employment &
economic development



greater transit
accessibility



dollar
savings

Some projects are not located at a single address, and therefore could be attributable to multiple legislative districts. For projects that physically cross multiple legislative districts (e.g., transit projects), the entire project funding and other benefits are attributed to all relevant districts. High-Speed Rail is an exception because these figures include the implemented funding amount—\$348M—but do not attribute GHG or other benefits from that project, which will occur over the 50-year operating life beginning in 2025. For projects that report at the census-tract level (e.g., vouchers, rebates, and household installations), the entire project funding and other benefits are attributed to a single district, determined by which district includes the majority of the census tract. Disadvantaged community benefits displaying “NA” indicates that the district does not contain disadvantaged communities as defined for the GGRF Program under Senate Bill 535 (De Leon, Statutes of 2012).

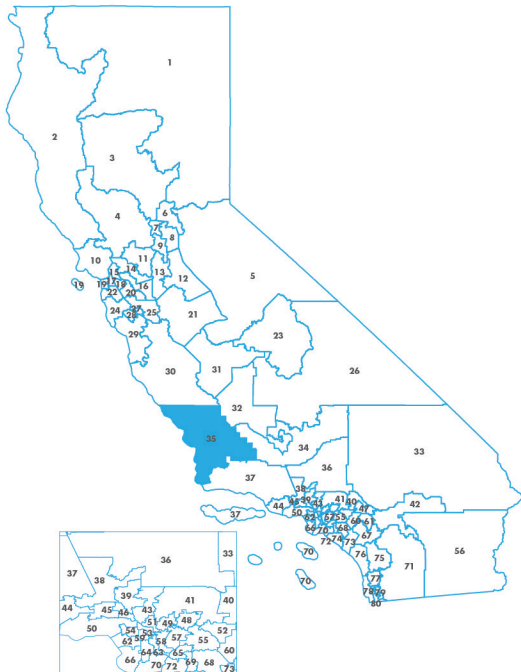


ASSEMBLYMEMBER
JORDAN CUNNINGHAM

ASSEMBLY DISTRICT 35 SNAPSHOT

Cap-and-Trade Dollars at Work Across California

California Climate Investments is a statewide program that puts billions of Cap-and-Trade dollars to work reducing greenhouse gas emissions, strengthening the economy, and improving public health and the environment, particularly in disadvantaged communities.



\$6.1 million

Cap-and-Trade dollars implemented within the District through 2016



10%

of funds benefiting disadvantaged communities



560

projects, rebates, and vouchers



80,608

MTCO₂e estimated over reduction timeframe

CACLIMATEINVESTMENTS.CA.GOV

For an interactive map of investments statewide, visit arb.ca.gov/ccimap

STATEWIDE CO-BENEFITS



improved
air quality



reduced
water use



enhanced
ecosystems



employment &
economic development



greater transit
accessibility



dollar
savings

Some projects are not located at a single address, and therefore could be attributable to multiple legislative districts. For projects that physically cross multiple legislative districts (e.g., transit projects), the entire project funding and other benefits are attributed to all relevant districts. High-Speed Rail is an exception because these figures include the implemented funding amount—\$348M—but do not attribute GHG or other benefits from that project, which will occur over the 50-year operating life beginning in 2025. For projects that report at the census-tract level (e.g., vouchers, rebates, and household installations), the entire project funding and other benefits are attributed to a single district, determined by which district includes the majority of the census tract. Disadvantaged community benefits displaying “NA” indicates that the district does not contain disadvantaged communities as defined for the GGRF Program under Senate Bill 535 (De Leon, Statutes of 2012).

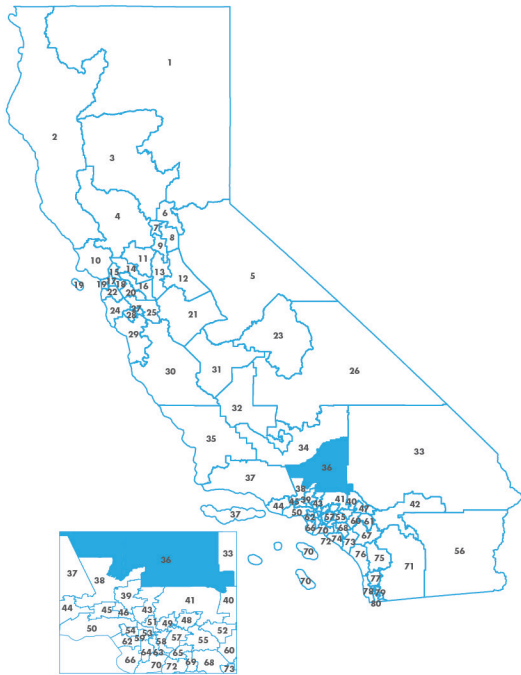


ASSEMBLYMEMBER
TOM LACKEY

ASSEMBLY DISTRICT 36 SNAPSHOT

Cap-and-Trade Dollars at Work Across California

California Climate Investments is a statewide program that puts billions of Cap-and-Trade dollars to work reducing greenhouse gas emissions, strengthening the economy, and improving public health and the environment, particularly in disadvantaged communities.



\$69.5 million

Cap-and-Trade dollars implemented within the District through 2016



NA

of funds benefiting disadvantaged communities



504

projects, rebates, and vouchers



497,628

MTCO₂e estimated over reduction timeframe

CACLIMATEINVESTMENTS.CA.GOV

For an interactive map of investments statewide, visit arb.ca.gov/ccimap

STATEWIDE CO-BENEFITS



improved
air quality



reduced
water use



enhanced
ecosystems



employment &
economic development



greater transit
accessibility



dollar
savings

Some projects are not located at a single address, and therefore could be attributable to multiple legislative districts. For projects that physically cross multiple legislative districts (e.g., transit projects), the entire project funding and other benefits are attributed to all relevant districts. High-Speed Rail is an exception because these figures include the implemented funding amount—\$348M—but do not attribute GHG or other benefits from that project, which will occur over the 50-year operating life beginning in 2025. For projects that report at the census-tract level (e.g., vouchers, rebates, and household installations), the entire project funding and other benefits are attributed to a single district, determined by which district includes the majority of the census tract. Disadvantaged community benefits displaying “NA” indicates that the district does not contain disadvantaged communities as defined for the GGRF Program under Senate Bill 535 (De Leon, Statutes of 2012).

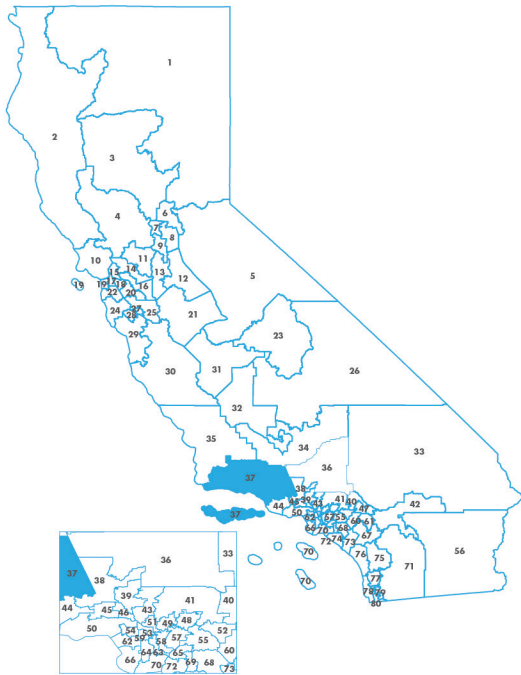


ASSEMBLYMEMBER
MONIQUE LIMON

ASSEMBLY DISTRICT 37 SNAPSHOT

Cap-and-Trade Dollars at Work Across California

California Climate Investments is a statewide program that puts billions of Cap-and-Trade dollars to work reducing greenhouse gas emissions, strengthening the economy, and improving public health and the environment, particularly in disadvantaged communities.



\$50.2 million

Cap-and-Trade dollars implemented within the District through 2016



91%

of funds benefiting disadvantaged communities



1,175

projects, rebates, and vouchers



309,639

MTCO₂e estimated over reduction timeframe

CACLIMATEINVESTMENTS.CA.GOV

For an interactive map of investments statewide, visit arb.ca.gov/ccimap

STATEWIDE CO-BENEFITS



improved
air quality



reduced
water use



enhanced
ecosystems



employment &
economic development



greater transit
accessibility



dollar
savings

Some projects are not located at a single address, and therefore could be attributable to multiple legislative districts. For projects that physically cross multiple legislative districts (e.g., transit projects), the entire project funding and other benefits are attributed to all relevant districts. High-Speed Rail is an exception because these figures include the implemented funding amount—\$348M—but do not attribute GHG or other benefits from that project, which will occur over the 50-year operating life beginning in 2025. For projects that report at the census-tract level (e.g., vouchers, rebates, and household installations), the entire project funding and other benefits are attributed to a single district, determined by which district includes the majority of the census tract. Disadvantaged community benefits displaying “NA” indicates that the district does not contain disadvantaged communities as defined for the GGRF Program under Senate Bill 535 (De Leon, Statutes of 2012).

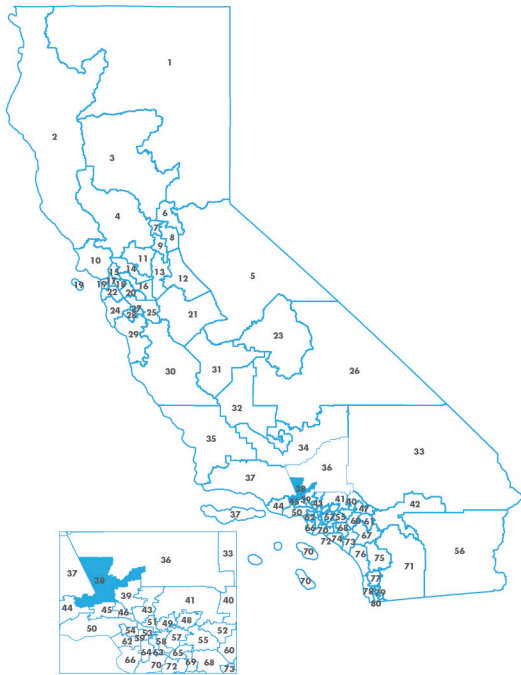


ASSEMBLYMEMBER
DANTE ACOSTA

ASSEMBLY
DISTRICT 38
SNAPSHOT

Cap-and-Trade Dollars at Work Across California

California Climate Investments is a statewide program that puts billions of Cap-and-Trade dollars to work reducing greenhouse gas emissions, strengthening the economy, and improving public health and the environment, particularly in disadvantaged communities.



\$74.4 million

Cap-and-Trade dollars implemented within the District through 2016



NA

of funds benefiting disadvantaged communities



2,113

projects, rebates, and vouchers



531,501

MTCO₂e estimated over reduction timeframe

CACLIMATEINVESTMENTS.CA.GOV

For an interactive map of investments statewide, visit arb.ca.gov/ccimap

STATEWIDE CO-BENEFITS



improved
air quality



reduced
water use



enhanced
ecosystems



employment &
economic development



greater transit
accessibility



dollar
savings

Some projects are not located at a single address, and therefore could be attributable to multiple legislative districts. For projects that physically cross multiple legislative districts (e.g., transit projects), the entire project funding and other benefits are attributed to all relevant districts. High-Speed Rail is an exception because these figures include the implemented funding amount—\$348M—but do not attribute GHG or other benefits from that project, which will occur over the 50-year operating life beginning in 2025. For projects that report at the census-tract level (e.g., vouchers, rebates, and household installations), the entire project funding and other benefits are attributed to a single district, determined by which district includes the majority of the census tract. Disadvantaged community benefits displaying “NA” indicates that the district does not contain disadvantaged communities as defined for the GGRF Program under Senate Bill 535 (De Leon, Statutes of 2012).

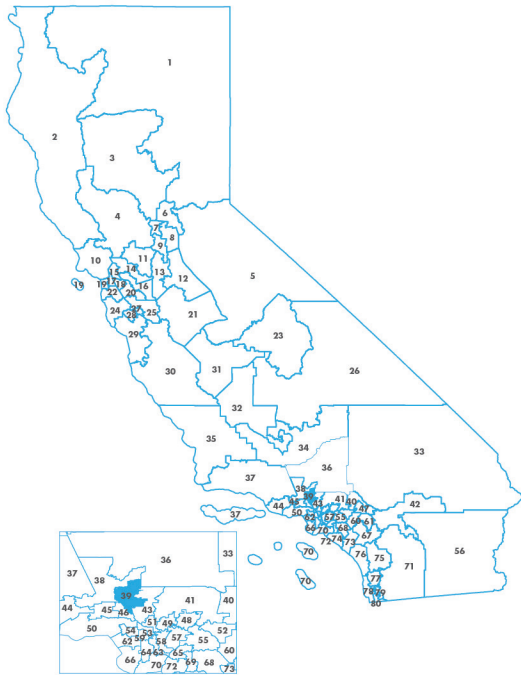


ASSEMBLYMEMBER
RAUL BOCANEGRA

ASSEMBLY DISTRICT 39 SNAPSHOT

Cap-and-Trade Dollars at Work Across California

California Climate Investments is a statewide program that puts billions of Cap-and-Trade dollars to work reducing greenhouse gas emissions, strengthening the economy, and improving public health and the environment, particularly in disadvantaged communities.



\$75.3 million

Cap-and-Trade dollars implemented within the District through 2016



100%

of funds benefiting disadvantaged communities



812

projects, rebates, and vouchers



501,255

MTCO₂e estimated over reduction timeframe

CACLIMATEINVESTMENTS.CA.GOV

For an interactive map of investments statewide, visit arb.ca.gov/ccimap

STATEWIDE CO-BENEFITS



improved
air quality



reduced
water use



enhanced
ecosystems



employment &
economic development



greater transit
accessibility



dollar
savings

Some projects are not located at a single address, and therefore could be attributable to multiple legislative districts. For projects that physically cross multiple legislative districts (e.g., transit projects), the entire project funding and other benefits are attributed to all relevant districts. High-Speed Rail is an exception because these figures include the implemented funding amount—\$348M—but do not attribute GHG or other benefits from that project, which will occur over the 50-year operating life beginning in 2025. For projects that report at the census-tract level (e.g., vouchers, rebates, and household installations), the entire project funding and other benefits are attributed to a single district, determined by which district includes the majority of the census tract. Disadvantaged community benefits displaying “NA” indicates that the district does not contain disadvantaged communities as defined for the GGRF Program under Senate Bill 535 (De Leon, Statutes of 2012).

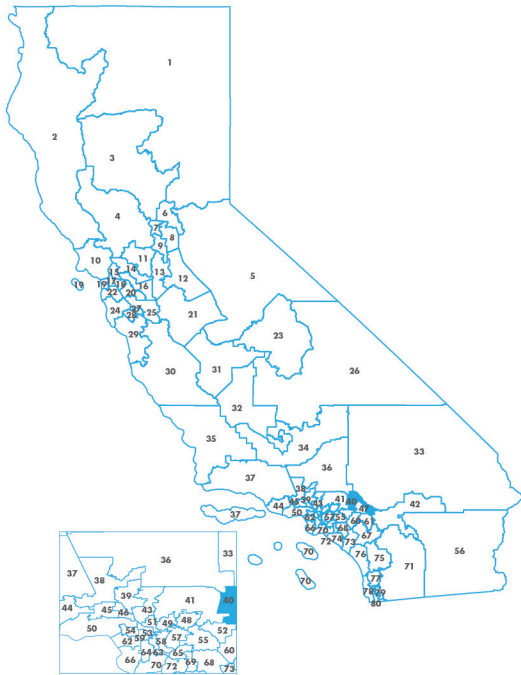


ASSEMBLYMEMBER
MARC STEINORTH

ASSEMBLY DISTRICT 40 SNAPSHOT

Cap-and-Trade Dollars at Work Across California

California Climate Investments is a statewide program that puts billions of Cap-and-Trade dollars to work reducing greenhouse gas emissions, strengthening the economy, and improving public health and the environment, particularly in disadvantaged communities.



\$46.3 million

Cap-and-Trade dollars implemented within the District through 2016



100%

of funds benefiting disadvantaged communities



626

projects, rebates, and vouchers



282,611

MTCO₂e estimated over reduction timeframe

CACLIMATEINVESTMENTS.CA.GOV

For an interactive map of investments statewide, visit arb.ca.gov/ccimap

STATEWIDE CO-BENEFITS



improved
air quality



reduced
water use



enhanced
ecosystems



employment &
economic development



greater transit
accessibility



dollar
savings

Some projects are not located at a single address, and therefore could be attributable to multiple legislative districts. For projects that physically cross multiple legislative districts (e.g., transit projects), the entire project funding and other benefits are attributed to all relevant districts. High-Speed Rail is an exception because these figures include the implemented funding amount—\$348M—but do not attribute GHG or other benefits from that project, which will occur over the 50-year operating life beginning in 2025. For projects that report at the census-tract level (e.g., vouchers, rebates, and household installations), the entire project funding and other benefits are attributed to a single district, determined by which district includes the majority of the census tract. Disadvantaged community benefits displaying “NA” indicates that the district does not contain disadvantaged communities as defined for the GGRF Program under Senate Bill 535 (De Leon, Statutes of 2012).

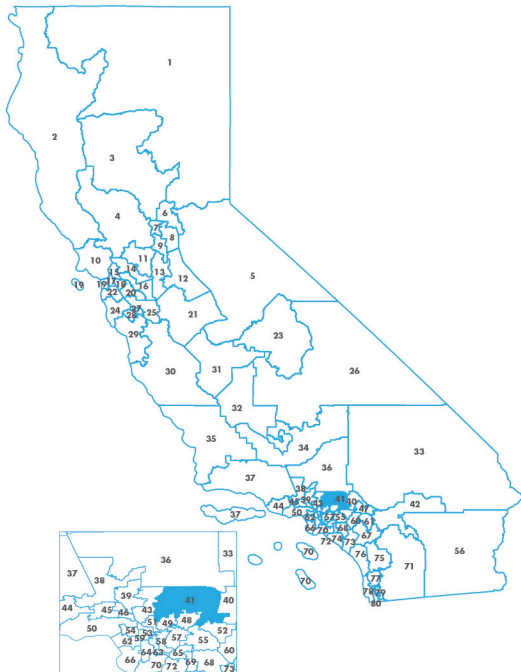


ASSEMBLYMEMBER
CHRIS HOLDEN

ASSEMBLY
DISTRICT 41
SNAPSHOT

Cap-and-Trade Dollars at Work Across California

California Climate Investments is a statewide program that puts billions of Cap-and-Trade dollars to work reducing greenhouse gas emissions, strengthening the economy, and improving public health and the environment, particularly in disadvantaged communities.



\$60.6 million

Cap-and-Trade dollars implemented within the District through 2016



97%

of funds benefiting disadvantaged communities



2,145

projects, rebates, and vouchers



344,262

MTCO₂e estimated over reduction timeframe

CACLIMATEINVESTMENTS.CA.GOV

For an interactive map of investments statewide, visit arb.ca.gov/ccimap

STATEWIDE CO-BENEFITS



improved
air quality



reduced
water use



enhanced
ecosystems



employment &
economic development



greater transit
accessibility



dollar
savings

Some projects are not located at a single address, and therefore could be attributable to multiple legislative districts. For projects that physically cross multiple legislative districts (e.g., transit projects), the entire project funding and other benefits are attributed to all relevant districts. High-Speed Rail is an exception because these figures include the implemented funding amount—\$348M—but do not attribute GHG or other benefits from that project, which will occur over the 50-year operating life beginning in 2025. For projects that report at the census-tract level (e.g., vouchers, rebates, and household installations), the entire project funding and other benefits are attributed to a single district, determined by which district includes the majority of the census tract. Disadvantaged community benefits displaying “NA” indicates that the district does not contain disadvantaged communities as defined for the GGRF Program under Senate Bill 535 (De Leon, Statutes of 2012).

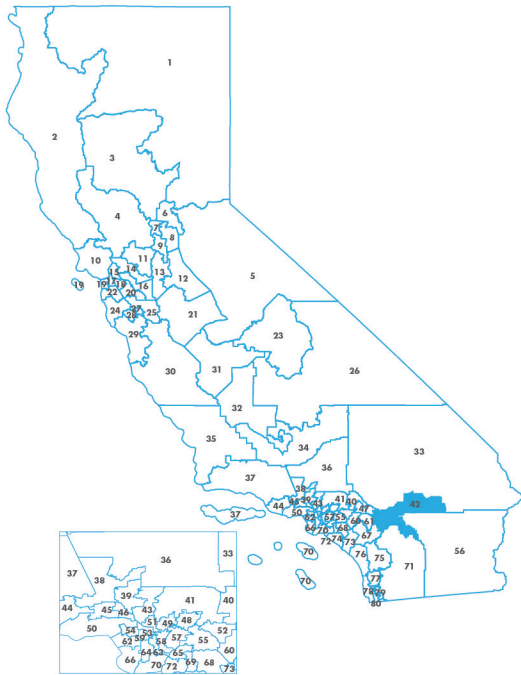


ASSEMBLYMEMBER
CHAD MAYES

ASSEMBLY DISTRICT 42 SNAPSHOT

Cap-and-Trade Dollars at Work Across California

California Climate Investments is a statewide program that puts billions of Cap-and-Trade dollars to work reducing greenhouse gas emissions, strengthening the economy, and improving public health and the environment, particularly in disadvantaged communities.



\$1.6 million

Cap-and-Trade dollars implemented within the District through 2016



48%

of funds benefiting disadvantaged communities



503

projects, rebates, and vouchers



22,249

MTCO₂e estimated over reduction timeframe

CACLIMATEINVESTMENTS.CA.GOV

For an interactive map of investments statewide, visit arb.ca.gov/ccimap

STATEWIDE CO-BENEFITS



improved
air quality



reduced
water use



enhanced
ecosystems



employment &
economic development



greater transit
accessibility



dollar
savings

Some projects are not located at a single address, and therefore could be attributable to multiple legislative districts. For projects that physically cross multiple legislative districts (e.g., transit projects), the entire project funding and other benefits are attributed to all relevant districts. High-Speed Rail is an exception because these figures include the implemented funding amount—\$348M—but do not attribute GHG or other benefits from that project, which will occur over the 50-year operating life beginning in 2025. For projects that report at the census-tract level (e.g., vouchers, rebates, and household installations), the entire project funding and other benefits are attributed to a single district, determined by which district includes the majority of the census tract. Disadvantaged community benefits displaying “NA” indicates that the district does not contain disadvantaged communities as defined for the GGRF Program under Senate Bill 535 (De Leon, Statutes of 2012).

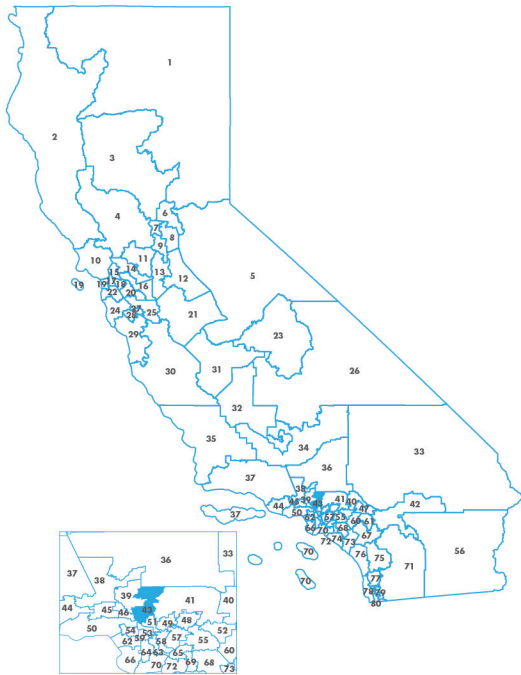


ASSEMBLYMEMBER
LAURA FRIEDMAN

ASSEMBLY DISTRICT 43 SNAPSHOT

Cap-and-Trade Dollars at Work Across California

California Climate Investments is a statewide program that puts billions of Cap-and-Trade dollars to work reducing greenhouse gas emissions, strengthening the economy, and improving public health and the environment, particularly in disadvantaged communities.



\$75.9 million

Cap-and-Trade dollars implemented within the District through 2016



99%

of funds benefiting disadvantaged communities



2,149

projects, rebates, and vouchers



538,788

MTCO₂e estimated over reduction timeframe

CACLIMATEINVESTMENTS.CA.GOV

For an interactive map of investments statewide, visit arb.ca.gov/ccimap

STATEWIDE CO-BENEFITS



improved
air quality



reduced
water use



enhanced
ecosystems



employment &
economic development



greater transit
accessibility



dollar
savings

Some projects are not located at a single address, and therefore could be attributable to multiple legislative districts. For projects that physically cross multiple legislative districts (e.g., transit projects), the entire project funding and other benefits are attributed to all relevant districts. High-Speed Rail is an exception because these figures include the implemented funding amount—\$348M—but do not attribute GHG or other benefits from that project, which will occur over the 50-year operating life beginning in 2025. For projects that report at the census-tract level (e.g., vouchers, rebates, and household installations), the entire project funding and other benefits are attributed to a single district, determined by which district includes the majority of the census tract. Disadvantaged community benefits displaying “NA” indicates that the district does not contain disadvantaged communities as defined for the GGRF Program under Senate Bill 535 (De Leon, Statutes of 2012).

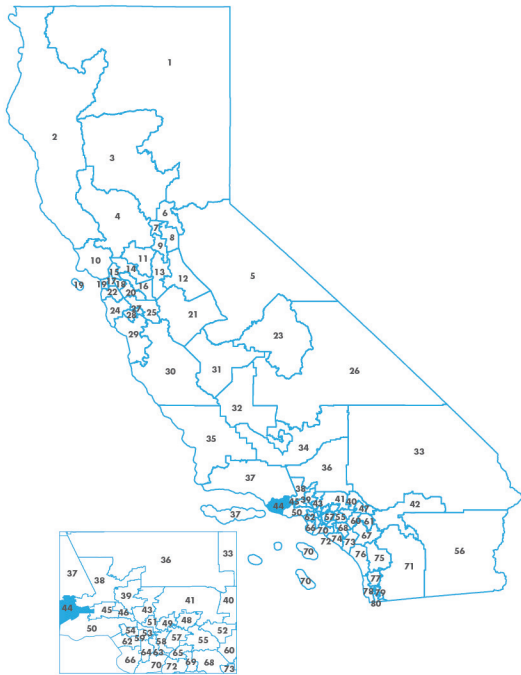


ASSEMBLYMEMBER
JACQUI IRWIN

ASSEMBLY DISTRICT 44 SNAPSHOT

Cap-and-Trade Dollars at Work Across California

California Climate Investments is a statewide program that puts billions of Cap-and-Trade dollars to work reducing greenhouse gas emissions, strengthening the economy, and improving public health and the environment, particularly in disadvantaged communities.



\$48.6 million

Cap-and-Trade dollars implemented within the District through 2016



96%

of funds benefiting disadvantaged communities



1,143

projects, rebates, and vouchers



304,050

MTCO₂e estimated over reduction timeframe

CACLIMATEINVESTMENTS.CA.GOV

For an interactive map of investments statewide, visit arb.ca.gov/ccimap

STATEWIDE CO-BENEFITS



improved
air quality



reduced
water use



enhanced
ecosystems



employment &
economic development



greater transit
accessibility



dollar
savings

Some projects are not located at a single address, and therefore could be attributable to multiple legislative districts. For projects that physically cross multiple legislative districts (e.g., transit projects), the entire project funding and other benefits are attributed to all relevant districts. High-Speed Rail is an exception because these figures include the implemented funding amount—\$348M—but do not attribute GHG or other benefits from that project, which will occur over the 50-year operating life beginning in 2025. For projects that report at the census-tract level (e.g., vouchers, rebates, and household installations), the entire project funding and other benefits are attributed to a single district, determined by which district includes the majority of the census tract. Disadvantaged community benefits displaying “NA” indicates that the district does not contain disadvantaged communities as defined for the GGRF Program under Senate Bill 535 (De Leon, Statutes of 2012).

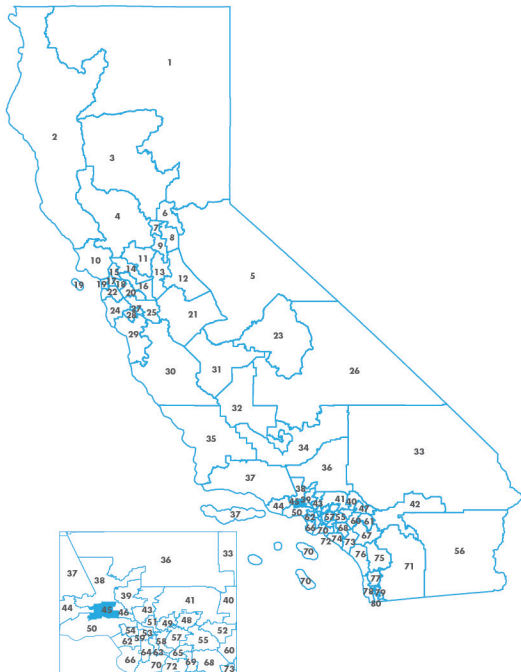


ASSEMBLYMEMBER
MATTHEW DABABNEH

ASSEMBLY DISTRICT 45 SNAPSHOT

Cap-and-Trade Dollars at Work Across California

California Climate Investments is a statewide program that puts billions of Cap-and-Trade dollars to work reducing greenhouse gas emissions, strengthening the economy, and improving public health and the environment, particularly in disadvantaged communities.



\$50.2 million

Cap-and-Trade dollars implemented within the District through 2016



96%

of funds benefiting disadvantaged communities



2,036

projects, rebates, and vouchers



343,199

MTCO₂e estimated over reduction timeframe

CACLIMATEINVESTMENTS.CA.GOV

For an interactive map of investments statewide, visit arb.ca.gov/ccimap

STATEWIDE CO-BENEFITS



improved
air quality



reduced
water use



enhanced
ecosystems



employment &
economic development



greater transit
accessibility



dollar
savings

Some projects are not located at a single address, and therefore could be attributable to multiple legislative districts. For projects that physically cross multiple legislative districts (e.g., transit projects), the entire project funding and other benefits are attributed to all relevant districts. High-Speed Rail is an exception because these figures include the implemented funding amount—\$348M—but do not attribute GHG or other benefits from that project, which will occur over the 50-year operating life beginning in 2025. For projects that report at the census-tract level (e.g., vouchers, rebates, and household installations), the entire project funding and other benefits are attributed to a single district, determined by which district includes the majority of the census tract. Disadvantaged community benefits displaying “NA” indicates that the district does not contain disadvantaged communities as defined for the GGRF Program under Senate Bill 535 (De Leon, Statutes of 2012).

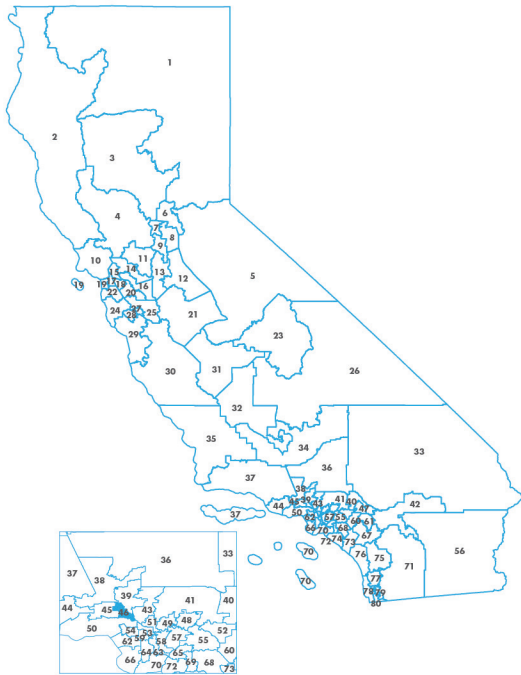


ASSEMBLYMEMBER
ADRIN NAZARIAN

ASSEMBLY DISTRICT 46 SNAPSHOT

Cap-and-Trade Dollars at Work Across California

California Climate Investments is a statewide program that puts billions of Cap-and-Trade dollars to work reducing greenhouse gas emissions, strengthening the economy, and improving public health and the environment, particularly in disadvantaged communities.



\$75.2 million

Cap-and-Trade dollars implemented within the District through 2016



97%

of funds benefiting disadvantaged communities



1,907

projects, rebates, and vouchers



527,462

MTCO₂e estimated over reduction timeframe

CACLIMATEINVESTMENTS.CA.GOV

For an interactive map of investments statewide, visit arb.ca.gov/ccimap

STATEWIDE CO-BENEFITS



improved
air quality



reduced
water use



enhanced
ecosystems



employment &
economic development



greater transit
accessibility



dollar
savings

Some projects are not located at a single address, and therefore could be attributable to multiple legislative districts. For projects that physically cross multiple legislative districts (e.g., transit projects), the entire project funding and other benefits are attributed to all relevant districts. High-Speed Rail is an exception because these figures include the implemented funding amount—\$348M—but do not attribute GHG or other benefits from that project, which will occur over the 50-year operating life beginning in 2025. For projects that report at the census-tract level (e.g., vouchers, rebates, and household installations), the entire project funding and other benefits are attributed to a single district, determined by which district includes the majority of the census tract. Disadvantaged community benefits displaying “NA” indicates that the district does not contain disadvantaged communities as defined for the GGRF Program under Senate Bill 535 (De Leon, Statutes of 2012).

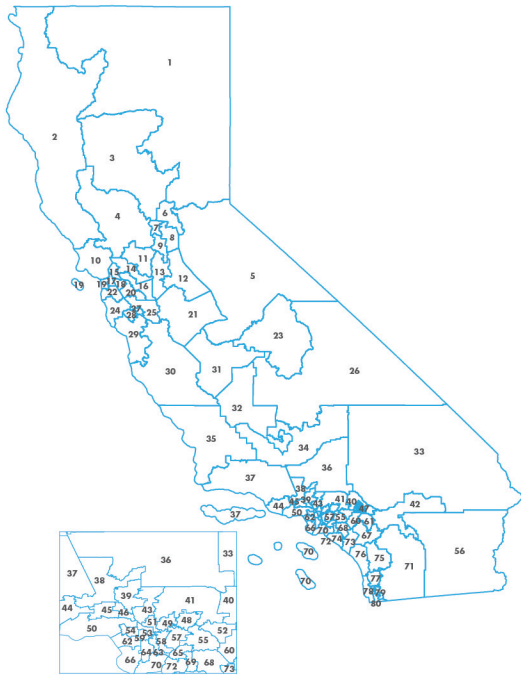


ASSEMBLYMEMBER
ELOISE GÓMEZ REYES

ASSEMBLY DISTRICT 47 SNAPSHOT

Cap-and-Trade Dollars at Work Across California

California Climate Investments is a statewide program that puts billions of Cap-and-Trade dollars to work reducing greenhouse gas emissions, strengthening the economy, and improving public health and the environment, particularly in disadvantaged communities.



\$56 million

Cap-and-Trade dollars implemented within the District through 2016



100%

of funds benefiting disadvantaged communities



427

projects, rebates, and vouchers



276,751

MTCO₂e estimated over reduction timeframe

CACLIMATEINVESTMENTS.CA.GOV

For an interactive map of investments statewide, visit arb.ca.gov/ccimap

STATEWIDE CO-BENEFITS



improved
air quality



reduced
water use



enhanced
ecosystems



employment &
economic development



greater transit
accessibility



dollar
savings

Some projects are not located at a single address, and therefore could be attributable to multiple legislative districts. For projects that physically cross multiple legislative districts (e.g., transit projects), the entire project funding and other benefits are attributed to all relevant districts. High-Speed Rail is an exception because these figures include the implemented funding amount—\$348M—but do not attribute GHG or other benefits from that project, which will occur over the 50-year operating life beginning in 2025. For projects that report at the census-tract level (e.g., vouchers, rebates, and household installations), the entire project funding and other benefits are attributed to a single district, determined by which district includes the majority of the census tract. Disadvantaged community benefits displaying “NA” indicates that the district does not contain disadvantaged communities as defined for the GGRF Program under Senate Bill 535 (De Leon, Statutes of 2012).

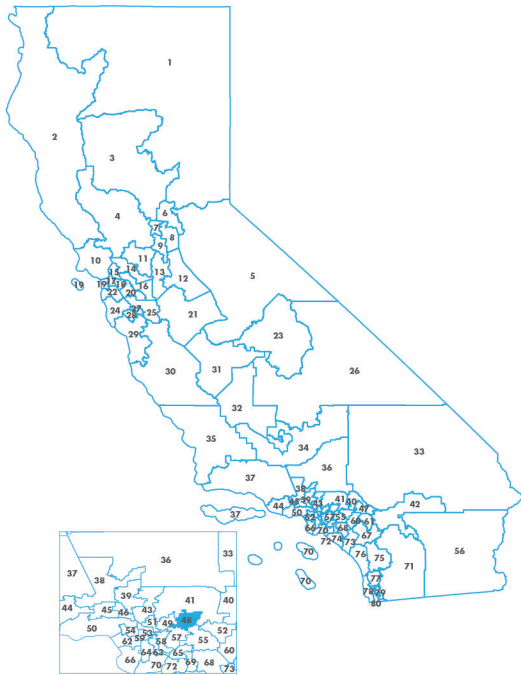


ASSEMBLYMEMBER
BLANCA RUBIO

ASSEMBLY DISTRICT 48 SNAPSHOT

Cap-and-Trade Dollars at Work Across California

California Climate Investments is a statewide program that puts billions of Cap-and-Trade dollars to work reducing greenhouse gas emissions, strengthening the economy, and improving public health and the environment, particularly in disadvantaged communities.



\$60 million

Cap-and-Trade dollars implemented within the District through 2016



99%

of funds benefiting disadvantaged communities



1,151

projects, rebates, and vouchers



329,203

MTCO₂e estimated over reduction timeframe

CACLIMATEINVESTMENTS.CA.GOV

For an interactive map of investments statewide, visit arb.ca.gov/ccimap

STATEWIDE CO-BENEFITS



improved
air quality



reduced
water use



enhanced
ecosystems



employment &
economic development



greater transit
accessibility



dollar
savings

Some projects are not located at a single address, and therefore could be attributable to multiple legislative districts. For projects that physically cross multiple legislative districts (e.g., transit projects), the entire project funding and other benefits are attributed to all relevant districts. High-Speed Rail is an exception because these figures include the implemented funding amount—\$348M—but do not attribute GHG or other benefits from that project, which will occur over the 50-year operating life beginning in 2025. For projects that report at the census-tract level (e.g., vouchers, rebates, and household installations), the entire project funding and other benefits are attributed to a single district, determined by which district includes the majority of the census tract. Disadvantaged community benefits displaying “NA” indicates that the district does not contain disadvantaged communities as defined for the GGRF Program under Senate Bill 535 (De Leon, Statutes of 2012).

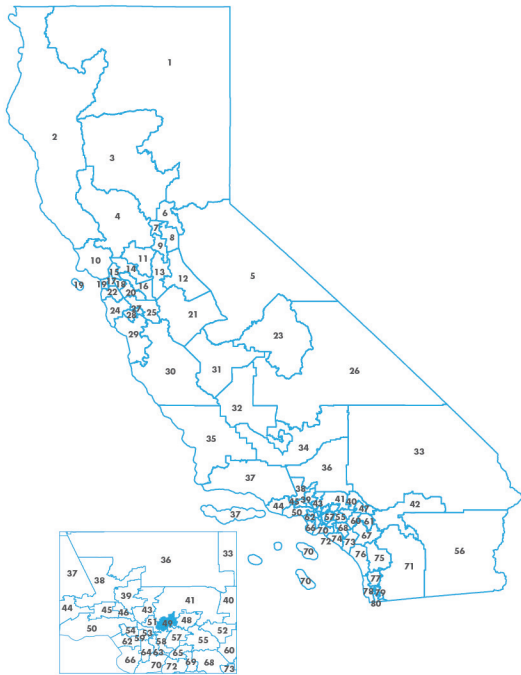


ASSEMBLYMEMBER
ED CHAU

ASSEMBLY DISTRICT 49 SNAPSHOT

Cap-and-Trade Dollars at Work Across California

California Climate Investments is a statewide program that puts billions of Cap-and-Trade dollars to work reducing greenhouse gas emissions, strengthening the economy, and improving public health and the environment, particularly in disadvantaged communities.



\$18.7 million

Cap-and-Trade dollars implemented within the District through 2016



94%

of funds benefiting disadvantaged communities



3,326

projects, rebates, and vouchers



92,608

MTCO₂e estimated over reduction timeframe

CACLIMATEINVESTMENTS.CA.GOV

For an interactive map of investments statewide, visit arb.ca.gov/ccimap

STATEWIDE CO-BENEFITS



improved
air quality



reduced
water use



enhanced
ecosystems



employment &
economic development



greater transit
accessibility



dollar
savings

Some projects are not located at a single address, and therefore could be attributable to multiple legislative districts. For projects that physically cross multiple legislative districts (e.g., transit projects), the entire project funding and other benefits are attributed to all relevant districts. High-Speed Rail is an exception because these figures include the implemented funding amount—\$348M—but do not attribute GHG or other benefits from that project, which will occur over the 50-year operating life beginning in 2025. For projects that report at the census-tract level (e.g., vouchers, rebates, and household installations), the entire project funding and other benefits are attributed to a single district, determined by which district includes the majority of the census tract. Disadvantaged community benefits displaying “NA” indicates that the district does not contain disadvantaged communities as defined for the GGRF Program under Senate Bill 535 (De Leon, Statutes of 2012).

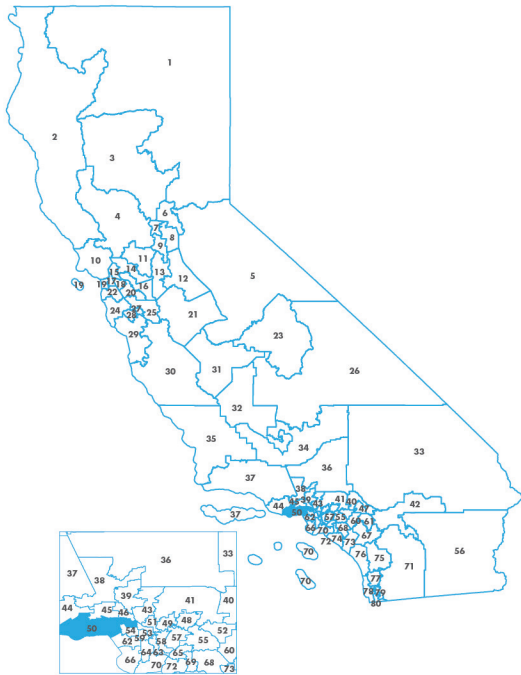


ASSEMBLYMEMBER
RICHARD BLOOM

ASSEMBLY
DISTRICT 50
SNAPSHOT

Cap-and-Trade Dollars at Work Across California

California Climate Investments is a statewide program that puts billions of Cap-and-Trade dollars to work reducing greenhouse gas emissions, strengthening the economy, and improving public health and the environment, particularly in disadvantaged communities.



\$44.9 million

Cap-and-Trade dollars implemented within the District through 2016



84%

of funds benefiting disadvantaged communities



4,146

projects, rebates, and vouchers



399,339

MTCO₂e estimated over reduction timeframe

CACLIMATEINVESTMENTS.CA.GOV

For an interactive map of investments statewide, visit arb.ca.gov/ccimap

STATEWIDE CO-BENEFITS



improved
air quality



reduced
water use



enhanced
ecosystems



employment &
economic development



greater transit
accessibility



dollar
savings

Some projects are not located at a single address, and therefore could be attributable to multiple legislative districts. For projects that physically cross multiple legislative districts (e.g., transit projects), the entire project funding and other benefits are attributed to all relevant districts. High-Speed Rail is an exception because these figures include the implemented funding amount—\$348M—but do not attribute GHG or other benefits from that project, which will occur over the 50-year operating life beginning in 2025. For projects that report at the census-tract level (e.g., vouchers, rebates, and household installations), the entire project funding and other benefits are attributed to a single district, determined by which district includes the majority of the census tract. Disadvantaged community benefits displaying “NA” indicates that the district does not contain disadvantaged communities as defined for the GGRF Program under Senate Bill 535 (De Leon, Statutes of 2012).

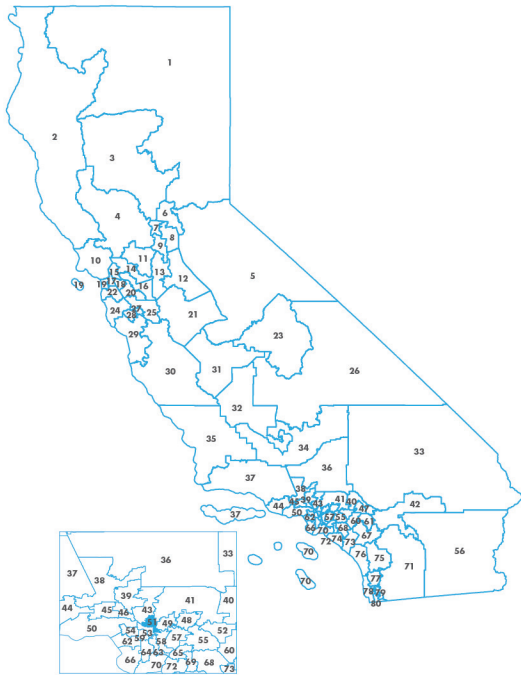


ASSEMBLYMEMBER
JIMMY GOMEZ

ASSEMBLY DISTRICT 51 SNAPSHOT

Cap-and-Trade Dollars at Work Across California

California Climate Investments is a statewide program that puts billions of Cap-and-Trade dollars to work reducing greenhouse gas emissions, strengthening the economy, and improving public health and the environment, particularly in disadvantaged communities.



\$74.7 million

Cap-and-Trade dollars implemented within the District through 2016



100%

of funds benefiting disadvantaged communities



1,179

projects, rebates, and vouchers



518,239

MTCO₂e estimated over reduction timeframe

CACLIMATEINVESTMENTS.CA.GOV

For an interactive map of investments statewide, visit arb.ca.gov/ccimap

STATEWIDE CO-BENEFITS



improved
air quality



reduced
water use



enhanced
ecosystems



employment &
economic development



greater transit
accessibility



dollar
savings

Some projects are not located at a single address, and therefore could be attributable to multiple legislative districts. For projects that physically cross multiple legislative districts (e.g., transit projects), the entire project funding and other benefits are attributed to all relevant districts. High-Speed Rail is an exception because these figures include the implemented funding amount—\$348M—but do not attribute GHG or other benefits from that project, which will occur over the 50-year operating life beginning in 2025. For projects that report at the census-tract level (e.g., vouchers, rebates, and household installations), the entire project funding and other benefits are attributed to a single district, determined by which district includes the majority of the census tract. Disadvantaged community benefits displaying “NA” indicates that the district does not contain disadvantaged communities as defined for the GGRF Program under Senate Bill 535 (De Leon, Statutes of 2012).

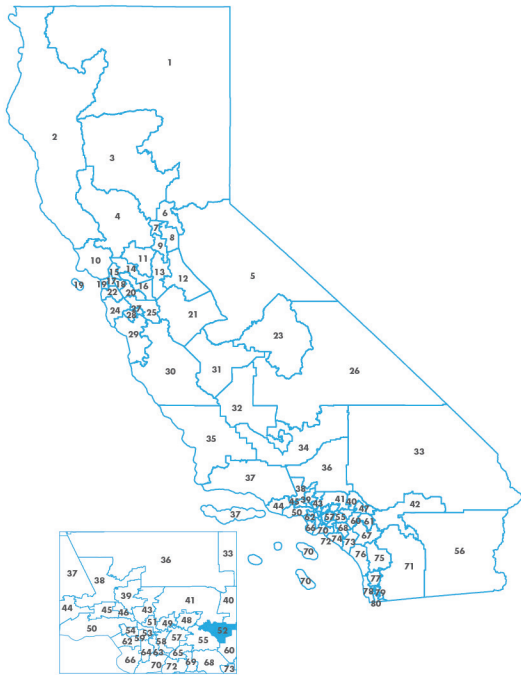


ASSEMBLYMEMBER
FREDDIE RODRIGUEZ

ASSEMBLY DISTRICT 52 SNAPSHOT

Cap-and-Trade Dollars at Work Across California

California Climate Investments is a statewide program that puts billions of Cap-and-Trade dollars to work reducing greenhouse gas emissions, strengthening the economy, and improving public health and the environment, particularly in disadvantaged communities.



\$48.7 million

Cap-and-Trade dollars implemented within the District through 2016



100%

of funds benefiting disadvantaged communities



707

projects, rebates, and vouchers



294,245

MTCO₂e estimated over reduction timeframe

CACLIMATEINVESTMENTS.CA.GOV

For an interactive map of investments statewide, visit arb.ca.gov/ccimap

STATEWIDE CO-BENEFITS



improved
air quality



reduced
water use



enhanced
ecosystems



employment &
economic development



greater transit
accessibility



dollar
savings

Some projects are not located at a single address, and therefore could be attributable to multiple legislative districts. For projects that physically cross multiple legislative districts (e.g., transit projects), the entire project funding and other benefits are attributed to all relevant districts. High-Speed Rail is an exception because these figures include the implemented funding amount—\$348M—but do not attribute GHG or other benefits from that project, which will occur over the 50-year operating life beginning in 2025. For projects that report at the census-tract level (e.g., vouchers, rebates, and household installations), the entire project funding and other benefits are attributed to a single district, determined by which district includes the majority of the census tract. Disadvantaged community benefits displaying “NA” indicates that the district does not contain disadvantaged communities as defined for the GGRF Program under Senate Bill 535 (De Leon, Statutes of 2012).

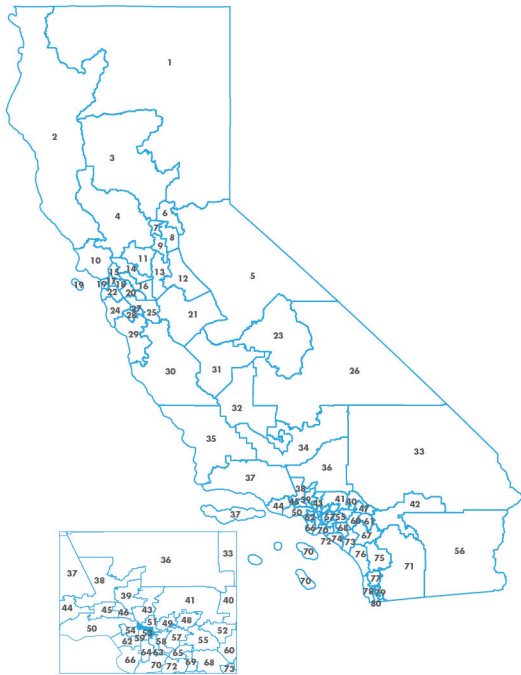


ASSEMBLYMEMBER
MIGUEL SANTIAGO

ASSEMBLY DISTRICT 53 SNAPSHOT

Cap-and-Trade Dollars at Work Across California

California Climate Investments is a statewide program that puts billions of Cap-and-Trade dollars to work reducing greenhouse gas emissions, strengthening the economy, and improving public health and the environment, particularly in disadvantaged communities.



\$8.7 million

Cap-and-Trade dollars implemented within the District through 2016



53%

of funds benefiting disadvantaged communities



763

projects, rebates, and vouchers



309,426

MTCO₂e estimated over reduction timeframe

CACLIMATEINVESTMENTS.CA.GOV

For an interactive map of investments statewide, visit arb.ca.gov/ccimap

STATEWIDE CO-BENEFITS



improved
air quality



reduced
water use



enhanced
ecosystems



employment &
economic development



greater transit
accessibility



dollar
savings

Some projects are not located at a single address, and therefore could be attributable to multiple legislative districts. For projects that physically cross multiple legislative districts (e.g., transit projects), the entire project funding and other benefits are attributed to all relevant districts. High-Speed Rail is an exception because these figures include the implemented funding amount—\$348M—but do not attribute GHG or other benefits from that project, which will occur over the 50-year operating life beginning in 2025. For projects that report at the census-tract level (e.g., vouchers, rebates, and household installations), the entire project funding and other benefits are attributed to a single district, determined by which district includes the majority of the census tract. Disadvantaged community benefits displaying “NA” indicates that the district does not contain disadvantaged communities as defined for the GGRF Program under Senate Bill 535 (De Leon, Statutes of 2012).

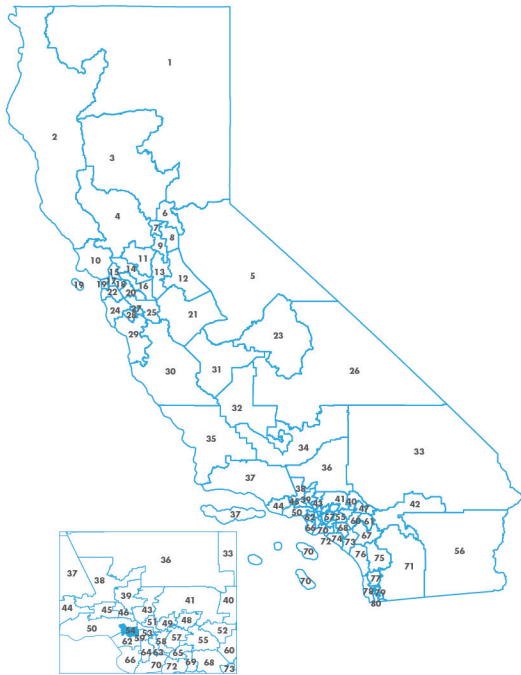


ASSEMBLYMEMBER
SEBASTIAN RIDLEY-THOMAS

ASSEMBLY DISTRICT 54 SNAPSHOT

Cap-and-Trade Dollars at Work Across California

California Climate Investments is a statewide program that puts billions of Cap-and-Trade dollars to work reducing greenhouse gas emissions, strengthening the economy, and improving public health and the environment, particularly in disadvantaged communities.



\$18.1 million

Cap-and-Trade dollars implemented within the District through 2016



94%

of funds benefiting disadvantaged communities



1,902

projects, rebates, and vouchers



121,993

MTCO₂e estimated over reduction timeframe

CACLIMATEINVESTMENTS.CA.GOV

For an interactive map of investments statewide, visit arb.ca.gov/ccimap

STATEWIDE CO-BENEFITS



improved
air quality



reduced
water use



enhanced
ecosystems



employment &
economic development



greater transit
accessibility



dollar
savings

Some projects are not located at a single address, and therefore could be attributable to multiple legislative districts. For projects that physically cross multiple legislative districts (e.g., transit projects), the entire project funding and other benefits are attributed to all relevant districts. High-Speed Rail is an exception because these figures include the implemented funding amount—\$348M—but do not attribute GHG or other benefits from that project, which will occur over the 50-year operating life beginning in 2025. For projects that report at the census-tract level (e.g., vouchers, rebates, and household installations), the entire project funding and other benefits are attributed to a single district, determined by which district includes the majority of the census tract. Disadvantaged community benefits displaying “NA” indicates that the district does not contain disadvantaged communities as defined for the GGRF Program under Senate Bill 535 (De Leon, Statutes of 2012).

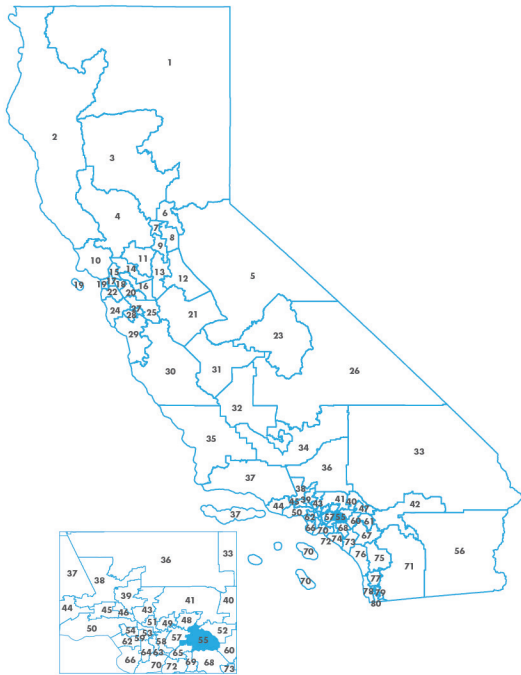


ASSEMBLYMEMBER
PHILLIP CHEN

ASSEMBLY DISTRICT 55 SNAPSHOT

Cap-and-Trade Dollars at Work Across California

California Climate Investments is a statewide program that puts billions of Cap-and-Trade dollars to work reducing greenhouse gas emissions, strengthening the economy, and improving public health and the environment, particularly in disadvantaged communities.



\$53.9 million

Cap-and-Trade dollars implemented within the District through 2016



98%

of funds benefiting disadvantaged communities



2,261

projects, rebates, and vouchers



388,765

MTCO₂e estimated over reduction timeframe

CACLIMATEINVESTMENTS.CA.GOV

For an interactive map of investments statewide, visit arb.ca.gov/ccimap

STATEWIDE CO-BENEFITS



improved
air quality



reduced
water use



enhanced
ecosystems



employment &
economic development



greater transit
accessibility



dollar
savings

Some projects are not located at a single address, and therefore could be attributable to multiple legislative districts. For projects that physically cross multiple legislative districts (e.g., transit projects), the entire project funding and other benefits are attributed to all relevant districts. High-Speed Rail is an exception because these figures include the implemented funding amount—\$348M—but do not attribute GHG or other benefits from that project, which will occur over the 50-year operating life beginning in 2025. For projects that report at the census-tract level (e.g., vouchers, rebates, and household installations), the entire project funding and other benefits are attributed to a single district, determined by which district includes the majority of the census tract. Disadvantaged community benefits displaying “NA” indicates that the district does not contain disadvantaged communities as defined for the GGRF Program under Senate Bill 535 (De Leon, Statutes of 2012).

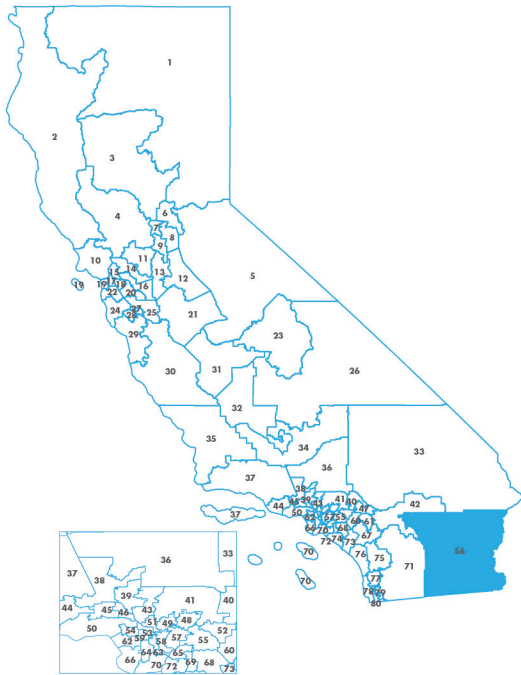


ASSEMBLYMEMBER
EDUARDO GARCIA

ASSEMBLY DISTRICT 56 SNAPSHOT

Cap-and-Trade Dollars at Work Across California

California Climate Investments is a statewide program that puts billions of Cap-and-Trade dollars to work reducing greenhouse gas emissions, strengthening the economy, and improving public health and the environment, particularly in disadvantaged communities.



\$2.3 million

Cap-and-Trade dollars implemented within the District through 2016



93%

of funds benefiting disadvantaged communities



489

projects, rebates, and vouchers



11,732

MTCO₂e estimated over reduction timeframe

CACLIMATEINVESTMENTS.CA.GOV

For an interactive map of investments statewide, visit arb.ca.gov/ccimap

STATEWIDE CO-BENEFITS



improved
air quality



reduced
water use



enhanced
ecosystems



employment &
economic development



greater transit
accessibility



dollar
savings

Some projects are not located at a single address, and therefore could be attributable to multiple legislative districts. For projects that physically cross multiple legislative districts (e.g., transit projects), the entire project funding and other benefits are attributed to all relevant districts. High-Speed Rail is an exception because these figures include the implemented funding amount—\$348M—but do not attribute GHG or other benefits from that project, which will occur over the 50-year operating life beginning in 2025. For projects that report at the census-tract level (e.g., vouchers, rebates, and household installations), the entire project funding and other benefits are attributed to a single district, determined by which district includes the majority of the census tract. Disadvantaged community benefits displaying “NA” indicates that the district does not contain disadvantaged communities as defined for the GGRF Program under Senate Bill 535 (De Leon, Statutes of 2012).

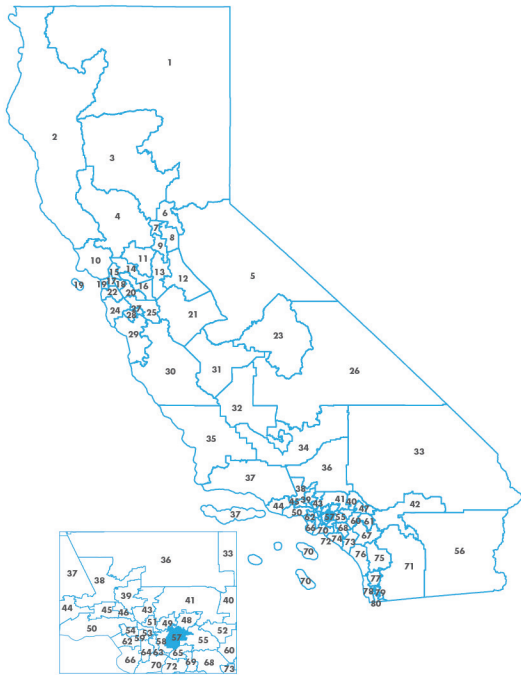


ASSEMBLYMEMBER
IAN CALDERON

ASSEMBLY DISTRICT 57 SNAPSHOT

Cap-and-Trade Dollars at Work Across California

California Climate Investments is a statewide program that puts billions of Cap-and-Trade dollars to work reducing greenhouse gas emissions, strengthening the economy, and improving public health and the environment, particularly in disadvantaged communities.



\$49.4 million

Cap-and-Trade dollars implemented within the District through 2016



100%

of funds benefiting disadvantaged communities



929

projects, rebates, and vouchers



327,613

MTCO₂e estimated over reduction timeframe

CACLIMATEINVESTMENTS.CA.GOV

For an interactive map of investments statewide, visit arb.ca.gov/ccimap

STATEWIDE CO-BENEFITS



improved
air quality



reduced
water use



enhanced
ecosystems



employment &
economic development



greater transit
accessibility



dollar
savings

Some projects are not located at a single address, and therefore could be attributable to multiple legislative districts. For projects that physically cross multiple legislative districts (e.g., transit projects), the entire project funding and other benefits are attributed to all relevant districts. High-Speed Rail is an exception because these figures include the implemented funding amount—\$348M—but do not attribute GHG or other benefits from that project, which will occur over the 50-year operating life beginning in 2025. For projects that report at the census-tract level (e.g., vouchers, rebates, and household installations), the entire project funding and other benefits are attributed to a single district, determined by which district includes the majority of the census tract. Disadvantaged community benefits displaying “NA” indicates that the district does not contain disadvantaged communities as defined for the GGRF Program under Senate Bill 535 (De Leon, Statutes of 2012).

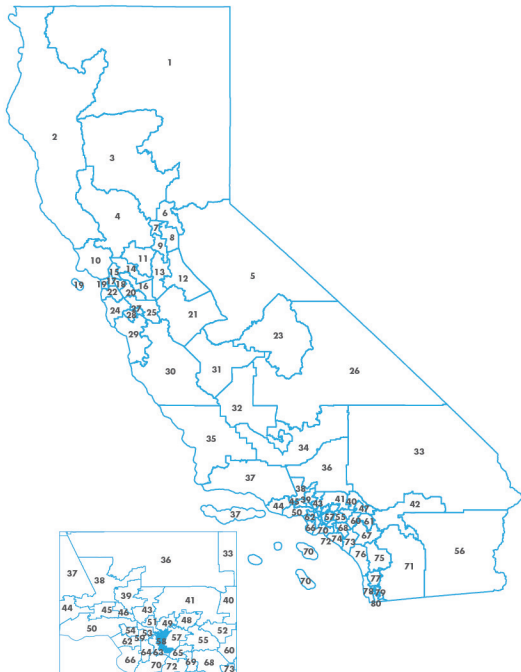


ASSEMBLYMEMBER
CRISTINA GARCIA

ASSEMBLY DISTRICT 58 SNAPSHOT

Cap-and-Trade Dollars at Work Across California

California Climate Investments is a statewide program that puts billions of Cap-and-Trade dollars to work reducing greenhouse gas emissions, strengthening the economy, and improving public health and the environment, particularly in disadvantaged communities.



\$57.6 million

Cap-and-Trade dollars implemented within the District through 2016



100%

of funds benefiting disadvantaged communities



946

projects, rebates, and vouchers



296,595

MTCO₂e estimated over reduction timeframe

CACLIMATEINVESTMENTS.CA.GOV

For an interactive map of investments statewide, visit arb.ca.gov/ccimap

STATEWIDE CO-BENEFITS



improved
air quality



reduced
water use



enhanced
ecosystems



employment &
economic development



greater transit
accessibility



dollar
savings

Some projects are not located at a single address, and therefore could be attributable to multiple legislative districts. For projects that physically cross multiple legislative districts (e.g., transit projects), the entire project funding and other benefits are attributed to all relevant districts. High-Speed Rail is an exception because these figures include the implemented funding amount—\$348M—but do not attribute GHG or other benefits from that project, which will occur over the 50-year operating life beginning in 2025. For projects that report at the census-tract level (e.g., vouchers, rebates, and household installations), the entire project funding and other benefits are attributed to a single district, determined by which district includes the majority of the census tract. Disadvantaged community benefits displaying “NA” indicates that the district does not contain disadvantaged communities as defined for the GGRF Program under Senate Bill 535 (De Leon, Statutes of 2012).

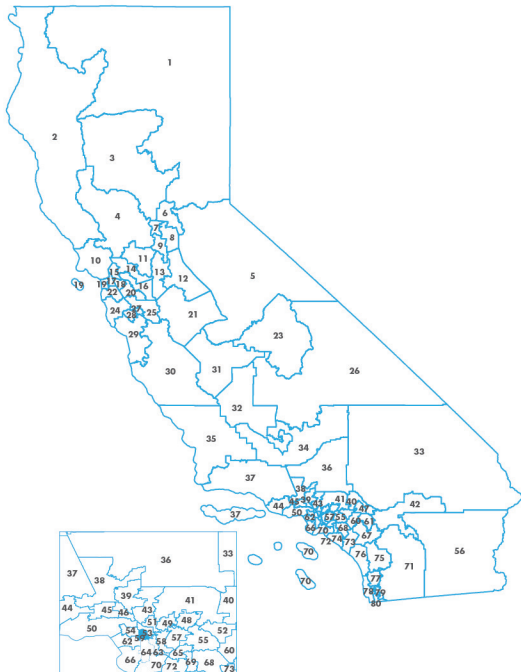


ASSEMBLYMEMBER
REGGIE JONES-SAWYER

ASSEMBLY DISTRICT 59 SNAPSHOT

Cap-and-Trade Dollars at Work Across California

California Climate Investments is a statewide program that puts billions of Cap-and-Trade dollars to work reducing greenhouse gas emissions, strengthening the economy, and improving public health and the environment, particularly in disadvantaged communities.



\$3.2 million

Cap-and-Trade dollars implemented within the District through 2016



100%

of funds benefiting disadvantaged communities



308

projects, rebates, and vouchers



17,354

MTCO₂e estimated over reduction timeframe

CACLIMATEINVESTMENTS.CA.GOV

For an interactive map of investments statewide, visit arb.ca.gov/ccimap

STATEWIDE CO-BENEFITS



improved
air quality



reduced
water use



enhanced
ecosystems



employment &
economic development



greater transit
accessibility



dollar
savings

Some projects are not located at a single address, and therefore could be attributable to multiple legislative districts. For projects that physically cross multiple legislative districts (e.g., transit projects), the entire project funding and other benefits are attributed to all relevant districts. High-Speed Rail is an exception because these figures include the implemented funding amount—\$348M—but do not attribute GHG or other benefits from that project, which will occur over the 50-year operating life beginning in 2025. For projects that report at the census-tract level (e.g., vouchers, rebates, and household installations), the entire project funding and other benefits are attributed to a single district, determined by which district includes the majority of the census tract. Disadvantaged community benefits displaying “NA” indicates that the district does not contain disadvantaged communities as defined for the GGRF Program under Senate Bill 535 (De Leon, Statutes of 2012).

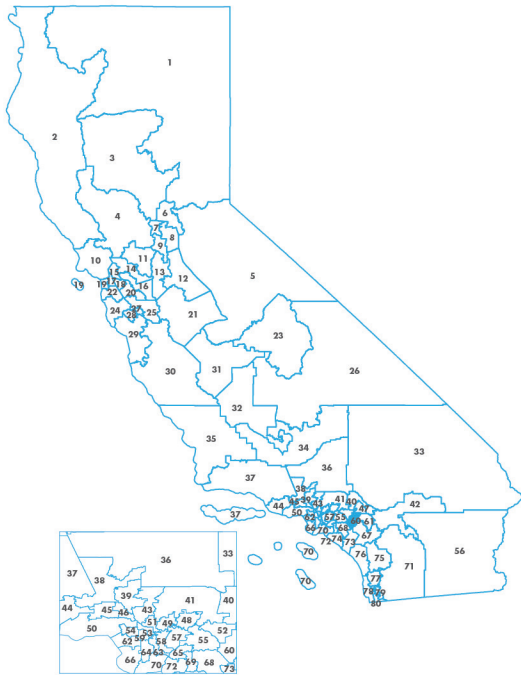


ASSEMBLYMEMBER
SABRINA CERVANTES

ASSEMBLY DISTRICT 60 SNAPSHOT

Cap-and-Trade Dollars at Work Across California

California Climate Investments is a statewide program that puts billions of Cap-and-Trade dollars to work reducing greenhouse gas emissions, strengthening the economy, and improving public health and the environment, particularly in disadvantaged communities.



\$45.7 million

Cap-and-Trade dollars implemented within the District through 2016



100%

of funds benefiting disadvantaged communities



920

projects, rebates, and vouchers



289,964

MTCO₂e estimated over reduction timeframe

CACLIMATEINVESTMENTS.CA.GOV

For an interactive map of investments statewide, visit arb.ca.gov/ccimap

STATEWIDE CO-BENEFITS



improved
air quality



reduced
water use



enhanced
ecosystems



employment &
economic development



greater transit
accessibility



dollar
savings

Some projects are not located at a single address, and therefore could be attributable to multiple legislative districts. For projects that physically cross multiple legislative districts (e.g., transit projects), the entire project funding and other benefits are attributed to all relevant districts. High-Speed Rail is an exception because these figures include the implemented funding amount—\$348M—but do not attribute GHG or other benefits from that project, which will occur over the 50-year operating life beginning in 2025. For projects that report at the census-tract level (e.g., vouchers, rebates, and household installations), the entire project funding and other benefits are attributed to a single district, determined by which district includes the majority of the census tract. Disadvantaged community benefits displaying “NA” indicates that the district does not contain disadvantaged communities as defined for the GGRF Program under Senate Bill 535 (De Leon, Statutes of 2012).

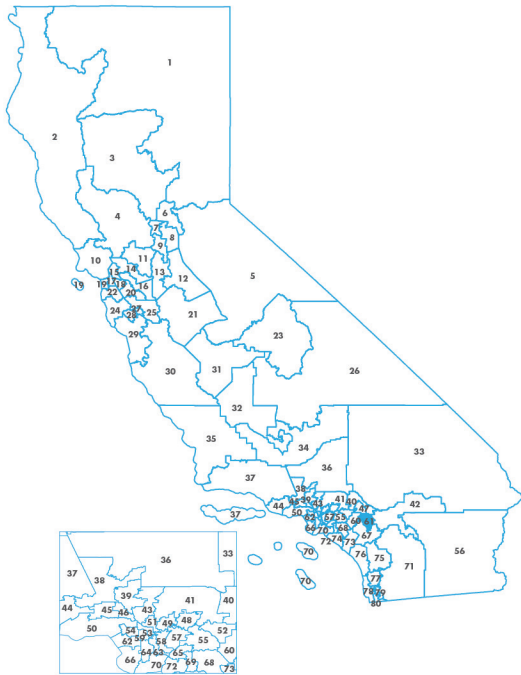


ASSEMBLYMEMBER
JOSE MEDINA

ASSEMBLY DISTRICT 61 SNAPSHOT

Cap-and-Trade Dollars at Work Across California

California Climate Investments is a statewide program that puts billions of Cap-and-Trade dollars to work reducing greenhouse gas emissions, strengthening the economy, and improving public health and the environment, particularly in disadvantaged communities.



\$55.1 million

Cap-and-Trade dollars implemented within the District through 2016



100%

of funds benefiting disadvantaged communities



568

projects, rebates, and vouchers



779,440

MTCO₂e estimated over reduction timeframe

CACLIMATEINVESTMENTS.CA.GOV

For an interactive map of investments statewide, visit arb.ca.gov/ccimap

STATEWIDE CO-BENEFITS



improved
air quality



reduced
water use



enhanced
ecosystems



employment &
economic development



greater transit
accessibility



dollar
savings

Some projects are not located at a single address, and therefore could be attributable to multiple legislative districts. For projects that physically cross multiple legislative districts (e.g., transit projects), the entire project funding and other benefits are attributed to all relevant districts. High-Speed Rail is an exception because these figures include the implemented funding amount—\$348M—but do not attribute GHG or other benefits from that project, which will occur over the 50-year operating life beginning in 2025. For projects that report at the census-tract level (e.g., vouchers, rebates, and household installations), the entire project funding and other benefits are attributed to a single district, determined by which district includes the majority of the census tract. Disadvantaged community benefits displaying “NA” indicates that the district does not contain disadvantaged communities as defined for the GGRF Program under Senate Bill 535 (De Leon, Statutes of 2012).

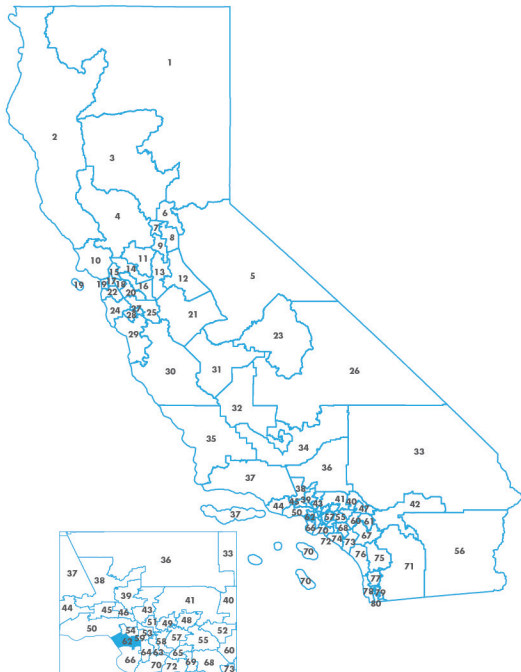


ASSEMBLYMEMBER
AUTUMN BURKE

ASSEMBLY
DISTRICT 62
SNAPSHOT

Cap-and-Trade Dollars at Work Across California

California Climate Investments is a statewide program that puts billions of Cap-and-Trade dollars to work reducing greenhouse gas emissions, strengthening the economy, and improving public health and the environment, particularly in disadvantaged communities.



\$5.8 million

Cap-and-Trade dollars implemented within the District through 2016



79%

of funds benefiting disadvantaged communities



1,373

projects, rebates, and vouchers



71,276

MTCO₂e estimated over reduction timeframe

CACLIMATEINVESTMENTS.CA.GOV

For an interactive map of investments statewide, visit arb.ca.gov/ccimap

STATEWIDE CO-BENEFITS



improved
air quality



reduced
water use



enhanced
ecosystems



employment &
economic development



greater transit
accessibility



dollar
savings

Some projects are not located at a single address, and therefore could be attributable to multiple legislative districts. For projects that physically cross multiple legislative districts (e.g., transit projects), the entire project funding and other benefits are attributed to all relevant districts. High-Speed Rail is an exception because these figures include the implemented funding amount—\$348M—but do not attribute GHG or other benefits from that project, which will occur over the 50-year operating life beginning in 2025. For projects that report at the census-tract level (e.g., vouchers, rebates, and household installations), the entire project funding and other benefits are attributed to a single district, determined by which district includes the majority of the census tract. Disadvantaged community benefits displaying “NA” indicates that the district does not contain disadvantaged communities as defined for the GGRF Program under Senate Bill 535 (De Leon, Statutes of 2012).

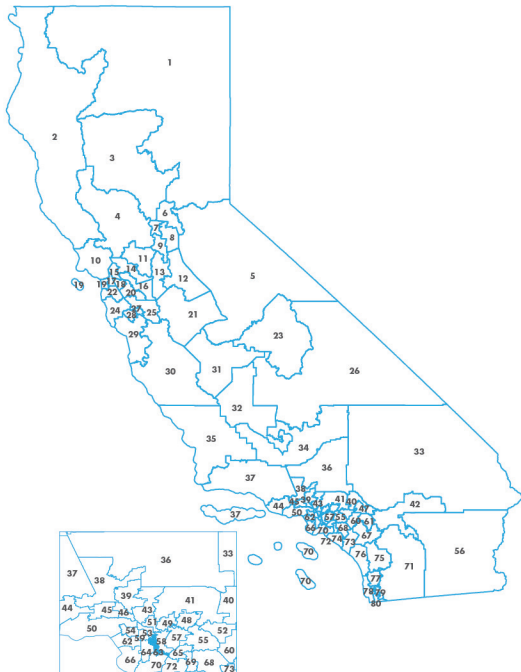


ASSEMBLYMEMBER
ANTHONY RENDON

ASSEMBLY DISTRICT 63 SNAPSHOT

Cap-and-Trade Dollars at Work Across California

California Climate Investments is a statewide program that puts billions of Cap-and-Trade dollars to work reducing greenhouse gas emissions, strengthening the economy, and improving public health and the environment, particularly in disadvantaged communities.



\$2.4 million

Cap-and-Trade dollars implemented within the District through 2016



100%

of funds benefiting disadvantaged communities



652

projects, rebates, and vouchers



23,212

MTCO₂e estimated over reduction timeframe

CACLIMATEINVESTMENTS.CA.GOV

For an interactive map of investments statewide, visit arb.ca.gov/ccimap

STATEWIDE CO-BENEFITS



improved
air quality



reduced
water use



enhanced
ecosystems



employment &
economic development



greater transit
accessibility



dollar
savings

Some projects are not located at a single address, and therefore could be attributable to multiple legislative districts. For projects that physically cross multiple legislative districts (e.g., transit projects), the entire project funding and other benefits are attributed to all relevant districts. High-Speed Rail is an exception because these figures include the implemented funding amount—\$348M—but do not attribute GHG or other benefits from that project, which will occur over the 50-year operating life beginning in 2025. For projects that report at the census-tract level (e.g., vouchers, rebates, and household installations), the entire project funding and other benefits are attributed to a single district, determined by which district includes the majority of the census tract. Disadvantaged community benefits displaying “NA” indicates that the district does not contain disadvantaged communities as defined for the GGRF Program under Senate Bill 535 (De Leon, Statutes of 2012).

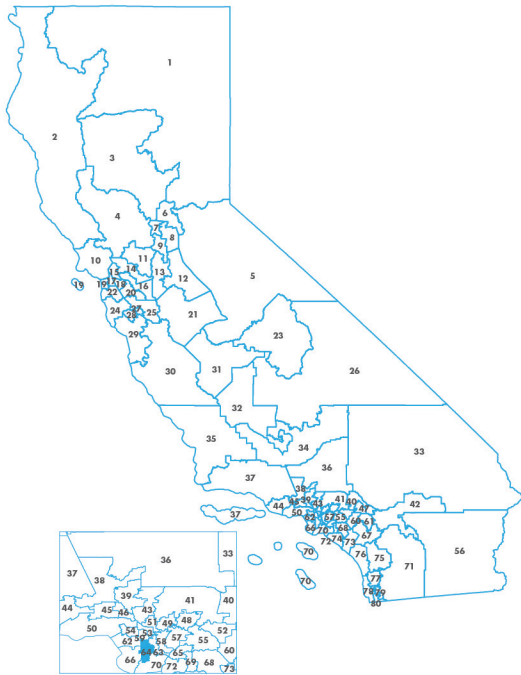


ASSEMBLYMEMBER
MIKE GIPSON

ASSEMBLY DISTRICT 64 SNAPSHOT

Cap-and-Trade Dollars at Work Across California

California Climate Investments is a statewide program that puts billions of Cap-and-Trade dollars to work reducing greenhouse gas emissions, strengthening the economy, and improving public health and the environment, particularly in disadvantaged communities.



\$69.3 million

Cap-and-Trade dollars implemented within the District through 2016



100%

of funds benefiting disadvantaged communities



500

projects, rebates, and vouchers



168,939

MTCO₂e estimated over reduction timeframe

CACLIMATEINVESTMENTS.CA.GOV

For an interactive map of investments statewide, visit arb.ca.gov/ccimap

STATEWIDE CO-BENEFITS



improved
air quality



reduced
water use



enhanced
ecosystems



employment &
economic development



greater transit
accessibility



dollar
savings

Some projects are not located at a single address, and therefore could be attributable to multiple legislative districts. For projects that physically cross multiple legislative districts (e.g., transit projects), the entire project funding and other benefits are attributed to all relevant districts. High-Speed Rail is an exception because these figures include the implemented funding amount—\$348M—but do not attribute GHG or other benefits from that project, which will occur over the 50-year operating life beginning in 2025. For projects that report at the census-tract level (e.g., vouchers, rebates, and household installations), the entire project funding and other benefits are attributed to a single district, determined by which district includes the majority of the census tract. Disadvantaged community benefits displaying "NA" indicates that the district does not contain disadvantaged communities as defined for the GGRF Program under Senate Bill 535 (De Leon, Statutes of 2012).

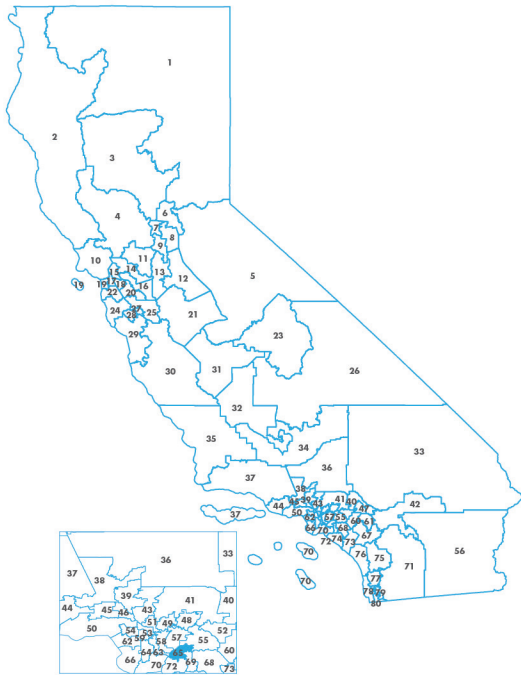


ASSEMBLYMEMBER
SHARON QUIRK-SILVA

ASSEMBLY DISTRICT 65 SNAPSHOT

Cap-and-Trade Dollars at Work Across California

California Climate Investments is a statewide program that puts billions of Cap-and-Trade dollars to work reducing greenhouse gas emissions, strengthening the economy, and improving public health and the environment, particularly in disadvantaged communities.



\$53.6 million

Cap-and-Trade dollars implemented within the District through 2016



100%

of funds benefiting disadvantaged communities



1,266

projects, rebates, and vouchers



323,189

MTCO₂e estimated over reduction timeframe

CACLIMATEINVESTMENTS.CA.GOV

For an interactive map of investments statewide, visit arb.ca.gov/ccimap

STATEWIDE CO-BENEFITS



improved
air quality



reduced
water use



enhanced
ecosystems



employment &
economic development



greater transit
accessibility



dollar
savings

Some projects are not located at a single address, and therefore could be attributable to multiple legislative districts. For projects that physically cross multiple legislative districts (e.g., transit projects), the entire project funding and other benefits are attributed to all relevant districts. High-Speed Rail is an exception because these figures include the implemented funding amount—\$348M—but do not attribute GHG or other benefits from that project, which will occur over the 50-year operating life beginning in 2025. For projects that report at the census-tract level (e.g., vouchers, rebates, and household installations), the entire project funding and other benefits are attributed to a single district, determined by which district includes the majority of the census tract. Disadvantaged community benefits displaying “NA” indicates that the district does not contain disadvantaged communities as defined for the GGRF Program under Senate Bill 535 (De Leon, Statutes of 2012).

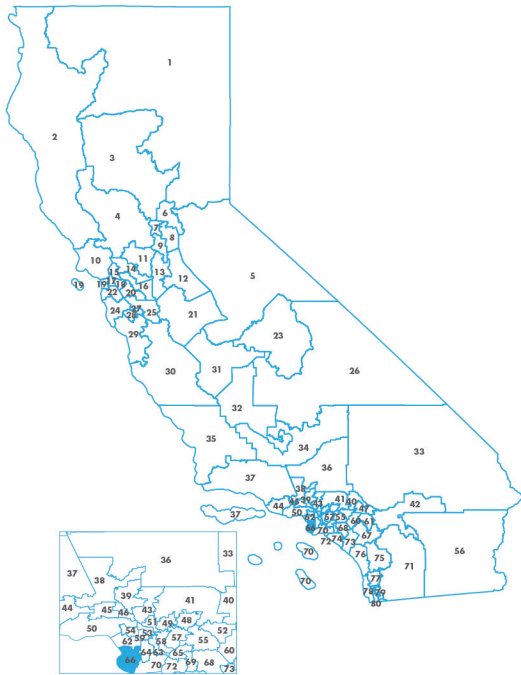


ASSEMBLYMEMBER
AL MURATSUCHI

ASSEMBLY
DISTRICT 66
SNAPSHOT

Cap-and-Trade Dollars at Work Across California

California Climate Investments is a statewide program that puts billions of Cap-and-Trade dollars to work reducing greenhouse gas emissions, strengthening the economy, and improving public health and the environment, particularly in disadvantaged communities.



\$7.2 million

Cap-and-Trade dollars implemented within the District through 2016



49%

of funds benefiting disadvantaged communities



2,775

projects, rebates, and vouchers



129,214

MTCO₂e estimated over reduction timeframe

CACLIMATEINVESTMENTS.CA.GOV

For an interactive map of investments statewide, visit arb.ca.gov/ccimap

STATEWIDE CO-BENEFITS



improved
air quality



reduced
water use



enhanced
ecosystems



employment &
economic development



greater transit
accessibility



dollar
savings

Some projects are not located at a single address, and therefore could be attributable to multiple legislative districts. For projects that physically cross multiple legislative districts (e.g., transit projects), the entire project funding and other benefits are attributed to all relevant districts. High-Speed Rail is an exception because these figures include the implemented funding amount—\$348M—but do not attribute GHG or other benefits from that project, which will occur over the 50-year operating life beginning in 2025. For projects that report at the census-tract level (e.g., vouchers, rebates, and household installations), the entire project funding and other benefits are attributed to a single district, determined by which district includes the majority of the census tract. Disadvantaged community benefits displaying “NA” indicates that the district does not contain disadvantaged communities as defined for the GGRF Program under Senate Bill 535 (De Leon, Statutes of 2012).

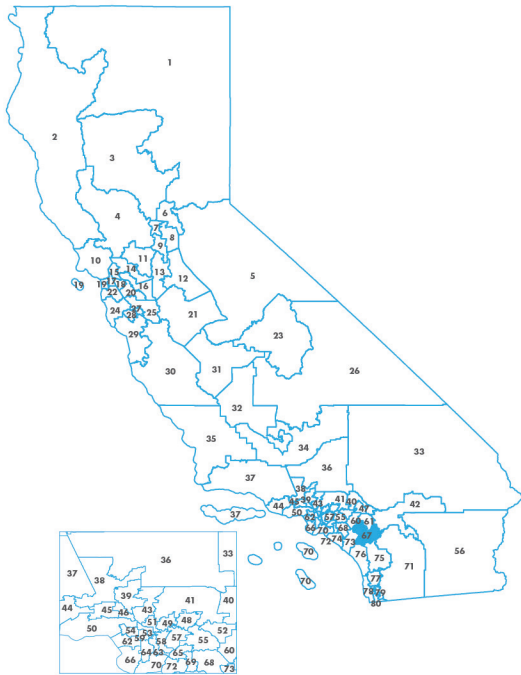


ASSEMBLYMEMBER
MELISSA MELENDEZ

ASSEMBLY DISTRICT 67 SNAPSHOT

Cap-and-Trade Dollars at Work Across California

California Climate Investments is a statewide program that puts billions of Cap-and-Trade dollars to work reducing greenhouse gas emissions, strengthening the economy, and improving public health and the environment, particularly in disadvantaged communities.



\$2.5 million

Cap-and-Trade dollars implemented within the District through 2016



50%

of funds benefiting disadvantaged communities



5,793

projects, rebates, and vouchers



40,678

MTCO₂e estimated over reduction timeframe

CACLIMATEINVESTMENTS.CA.GOV

For an interactive map of investments statewide, visit arb.ca.gov/ccimap

STATEWIDE CO-BENEFITS



improved
air quality



reduced
water use



enhanced
ecosystems



employment &
economic development



greater transit
accessibility



dollar
savings

Some projects are not located at a single address, and therefore could be attributable to multiple legislative districts. For projects that physically cross multiple legislative districts (e.g., transit projects), the entire project funding and other benefits are attributed to all relevant districts. High-Speed Rail is an exception because these figures include the implemented funding amount—\$348M—but do not attribute GHG or other benefits from that project, which will occur over the 50-year operating life beginning in 2025. For projects that report at the census-tract level (e.g., vouchers, rebates, and household installations), the entire project funding and other benefits are attributed to a single district, determined by which district includes the majority of the census tract. Disadvantaged community benefits displaying “NA” indicates that the district does not contain disadvantaged communities as defined for the GGRF Program under Senate Bill 535 (De Leon, Statutes of 2012).

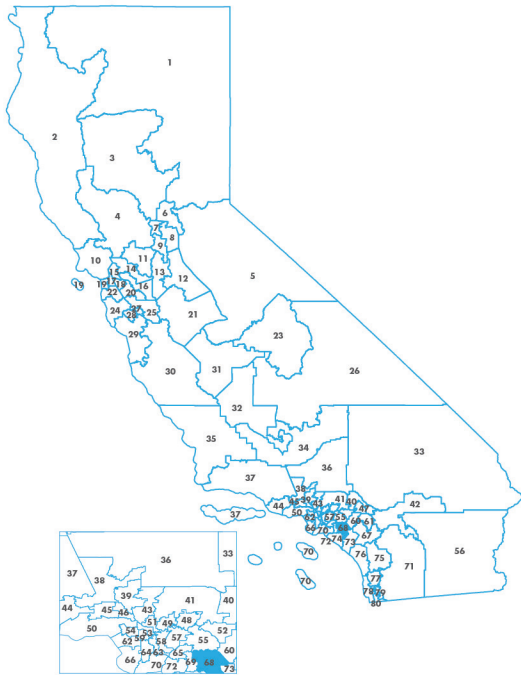


ASSEMBLYMEMBER
STEVEN CHOI

ASSEMBLY DISTRICT 68 SNAPSHOT

Cap-and-Trade Dollars at Work Across California

California Climate Investments is a statewide program that puts billions of Cap-and-Trade dollars to work reducing greenhouse gas emissions, strengthening the economy, and improving public health and the environment, particularly in disadvantaged communities.



\$58.9 million

Cap-and-Trade dollars implemented within the District through 2016



95%

of funds benefiting disadvantaged communities



2,888

projects, rebates, and vouchers



393,982

MTCO₂e estimated over reduction timeframe

CACLIMATEINVESTMENTS.CA.GOV

For an interactive map of investments statewide, visit arb.ca.gov/ccimap

STATEWIDE CO-BENEFITS



improved
air quality



reduced
water use



enhanced
ecosystems



employment &
economic development



greater transit
accessibility



dollar
savings

Some projects are not located at a single address, and therefore could be attributable to multiple legislative districts. For projects that physically cross multiple legislative districts (e.g., transit projects), the entire project funding and other benefits are attributed to all relevant districts. High-Speed Rail is an exception because these figures include the implemented funding amount—\$348M—but do not attribute GHG or other benefits from that project, which will occur over the 50-year operating life beginning in 2025. For projects that report at the census-tract level (e.g., vouchers, rebates, and household installations), the entire project funding and other benefits are attributed to a single district, determined by which district includes the majority of the census tract. Disadvantaged community benefits displaying “NA” indicates that the district does not contain disadvantaged communities as defined for the GGRF Program under Senate Bill 535 (De Leon, Statutes of 2012).

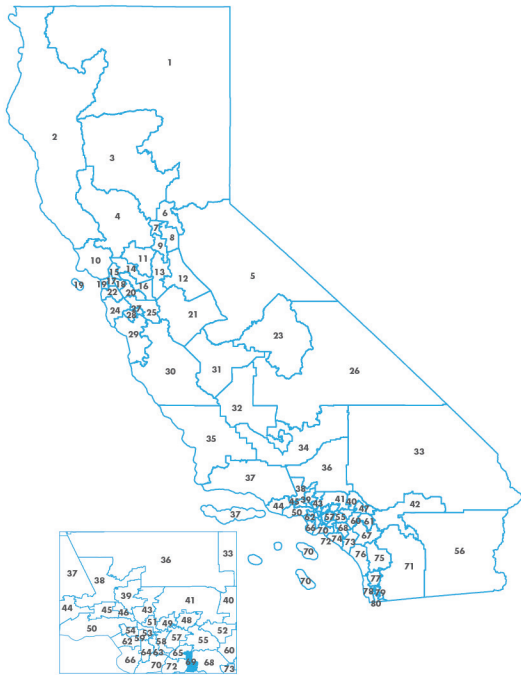


ASSEMBLYMEMBER
TOM DALY

ASSEMBLY DISTRICT 69 SNAPSHOT

Cap-and-Trade Dollars at Work Across California

California Climate Investments is a statewide program that puts billions of Cap-and-Trade dollars to work reducing greenhouse gas emissions, strengthening the economy, and improving public health and the environment, particularly in disadvantaged communities.



\$57.7 million

Cap-and-Trade dollars implemented within the District through 2016



100%

of funds benefiting disadvantaged communities



624

projects, rebates, and vouchers



317,630

MTCO₂e estimated over reduction timeframe

CACLIMATEINVESTMENTS.CA.GOV

For an interactive map of investments statewide, visit arb.ca.gov/ccimap

STATEWIDE CO-BENEFITS



improved
air quality



reduced
water use



enhanced
ecosystems



employment &
economic development



greater transit
accessibility



dollar
savings

Some projects are not located at a single address, and therefore could be attributable to multiple legislative districts. For projects that physically cross multiple legislative districts (e.g., transit projects), the entire project funding and other benefits are attributed to all relevant districts. High-Speed Rail is an exception because these figures include the implemented funding amount—\$348M—but do not attribute GHG or other benefits from that project, which will occur over the 50-year operating life beginning in 2025. For projects that report at the census-tract level (e.g., vouchers, rebates, and household installations), the entire project funding and other benefits are attributed to a single district, determined by which district includes the majority of the census tract. Disadvantaged community benefits displaying “NA” indicates that the district does not contain disadvantaged communities as defined for the GGRF Program under Senate Bill 535 (De Leon, Statutes of 2012).

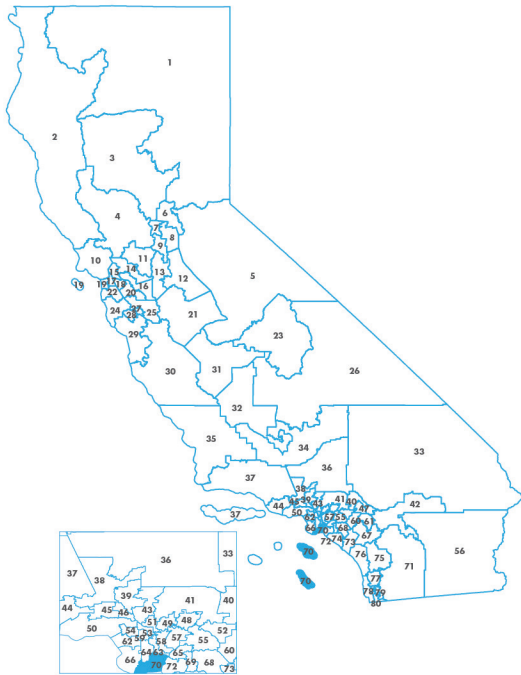


ASSEMBLYMEMBER
PATRICK O'DONNELL

ASSEMBLY DISTRICT 70 SNAPSHOT

Cap-and-Trade Dollars at Work Across California

California Climate Investments is a statewide program that puts billions of Cap-and-Trade dollars to work reducing greenhouse gas emissions, strengthening the economy, and improving public health and the environment, particularly in disadvantaged communities.



\$50 million

Cap-and-Trade dollars implemented within the District through 2016



98%

of funds benefiting disadvantaged communities



1,368

projects, rebates, and vouchers



117,629

MTCO₂e estimated over reduction timeframe

CACLIMATEINVESTMENTS.CA.GOV

For an interactive map of investments statewide, visit arb.ca.gov/ccimap

STATEWIDE CO-BENEFITS



improved
air quality



reduced
water use



enhanced
ecosystems



employment &
economic development



greater transit
accessibility



dollar
savings

Some projects are not located at a single address, and therefore could be attributable to multiple legislative districts. For projects that physically cross multiple legislative districts (e.g., transit projects), the entire project funding and other benefits are attributed to all relevant districts. High-Speed Rail is an exception because these figures include the implemented funding amount—\$348M—but do not attribute GHG or other benefits from that project, which will occur over the 50-year operating life beginning in 2025. For projects that report at the census-tract level (e.g., vouchers, rebates, and household installations), the entire project funding and other benefits are attributed to a single district, determined by which district includes the majority of the census tract. Disadvantaged community benefits displaying "NA" indicates that the district does not contain disadvantaged communities as defined for the GGRF Program under Senate Bill 535 (De Leon, Statutes of 2012).

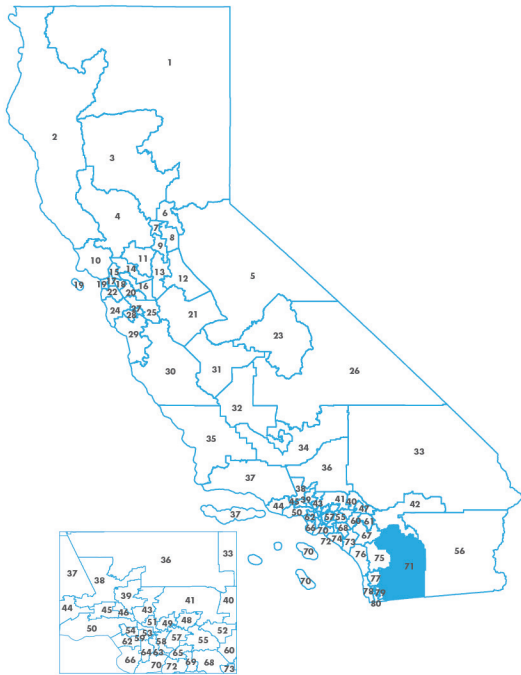


ASSEMBLYMEMBER
RANDY VOEPEL

ASSEMBLY DISTRICT 71 SNAPSHOT

Cap-and-Trade Dollars at Work Across California

California Climate Investments is a statewide program that puts billions of Cap-and-Trade dollars to work reducing greenhouse gas emissions, strengthening the economy, and improving public health and the environment, particularly in disadvantaged communities.



\$26.1 million

Cap-and-Trade dollars implemented within the District through 2016



95%

of funds benefiting disadvantaged communities



703

projects, rebates, and vouchers



31,656

MTCO₂e estimated over reduction timeframe

CACLIMATEINVESTMENTS.CA.GOV

For an interactive map of investments statewide, visit arb.ca.gov/ccimap

STATEWIDE CO-BENEFITS



improved
air quality



reduced
water use



enhanced
ecosystems



employment &
economic development



greater transit
accessibility



dollar
savings

Some projects are not located at a single address, and therefore could be attributable to multiple legislative districts. For projects that physically cross multiple legislative districts (e.g., transit projects), the entire project funding and other benefits are attributed to all relevant districts. High-Speed Rail is an exception because these figures include the implemented funding amount—\$348M—but do not attribute GHG or other benefits from that project, which will occur over the 50-year operating life beginning in 2025. For projects that report at the census-tract level (e.g., vouchers, rebates, and household installations), the entire project funding and other benefits are attributed to a single district, determined by which district includes the majority of the census tract. Disadvantaged community benefits displaying “NA” indicates that the district does not contain disadvantaged communities as defined for the GGRF Program under Senate Bill 535 (De Leon, Statutes of 2012).

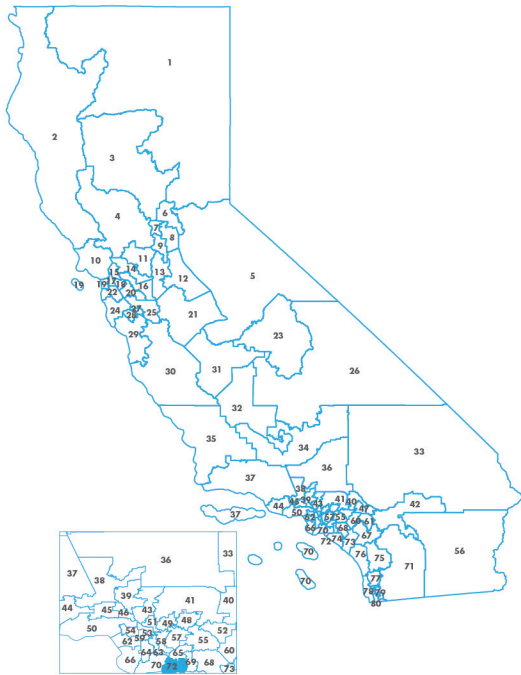


ASSEMBLYMEMBER
TRAVIS ALLEN

ASSEMBLY DISTRICT 72 SNAPSHOT

Cap-and-Trade Dollars at Work Across California

California Climate Investments is a statewide program that puts billions of Cap-and-Trade dollars to work reducing greenhouse gas emissions, strengthening the economy, and improving public health and the environment, particularly in disadvantaged communities.



\$11.7 million

Cap-and-Trade dollars implemented within the District through 2016



81%

of funds benefiting disadvantaged communities



1,468

projects, rebates, and vouchers



78,669

MTCO₂e estimated over reduction timeframe

CACLIMATEINVESTMENTS.CA.GOV

For an interactive map of investments statewide, visit arb.ca.gov/ccimap

STATEWIDE CO-BENEFITS



improved
air quality



reduced
water use



enhanced
ecosystems



employment &
economic development



greater transit
accessibility



dollar
savings

Some projects are not located at a single address, and therefore could be attributable to multiple legislative districts. For projects that physically cross multiple legislative districts (e.g., transit projects), the entire project funding and other benefits are attributed to all relevant districts. High-Speed Rail is an exception because these figures include the implemented funding amount—\$348M—but do not attribute GHG or other benefits from that project, which will occur over the 50-year operating life beginning in 2025. For projects that report at the census-tract level (e.g., vouchers, rebates, and household installations), the entire project funding and other benefits are attributed to a single district, determined by which district includes the majority of the census tract. Disadvantaged community benefits displaying “NA” indicates that the district does not contain disadvantaged communities as defined for the GGRF Program under Senate Bill 535 (De Leon, Statutes of 2012).

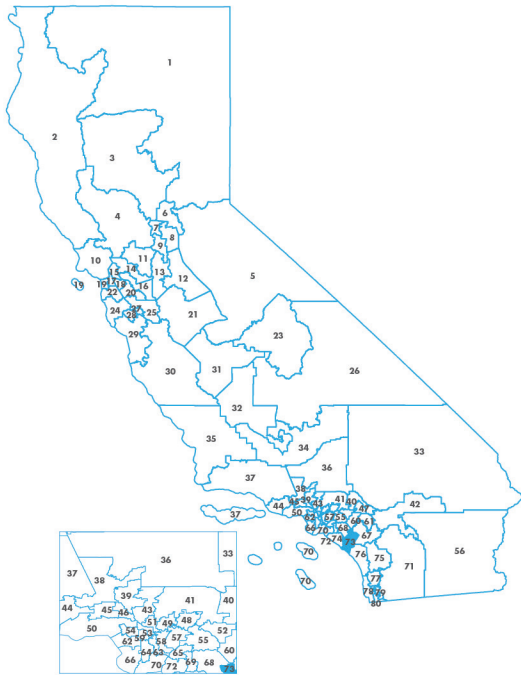


ASSEMBLYMEMBER
WILLIAM BROUGH

ASSEMBLY
DISTRICT 73
SNAPSHOT

Cap-and-Trade Dollars at Work Across California

California Climate Investments is a statewide program that puts billions of Cap-and-Trade dollars to work reducing greenhouse gas emissions, strengthening the economy, and improving public health and the environment, particularly in disadvantaged communities.



\$56.6 million

Cap-and-Trade dollars implemented within the District through 2016



NA

of funds benefiting disadvantaged communities



3,053

projects, rebates, and vouchers



399,564

MTCO₂e estimated over reduction timeframe

CACLIMATEINVESTMENTS.CA.GOV

For an interactive map of investments statewide, visit arb.ca.gov/ccimap

STATEWIDE CO-BENEFITS



improved
air quality



reduced
water use



enhanced
ecosystems



employment &
economic development



greater transit
accessibility



dollar
savings

Some projects are not located at a single address, and therefore could be attributable to multiple legislative districts. For projects that physically cross multiple legislative districts (e.g., transit projects), the entire project funding and other benefits are attributed to all relevant districts. High-Speed Rail is an exception because these figures include the implemented funding amount—\$348M—but do not attribute GHG or other benefits from that project, which will occur over the 50-year operating life beginning in 2025. For projects that report at the census-tract level (e.g., vouchers, rebates, and household installations), the entire project funding and other benefits are attributed to a single district, determined by which district includes the majority of the census tract. Disadvantaged community benefits displaying “NA” indicates that the district does not contain disadvantaged communities as defined for the GGRF Program under Senate Bill 535 (De Leon, Statutes of 2012).

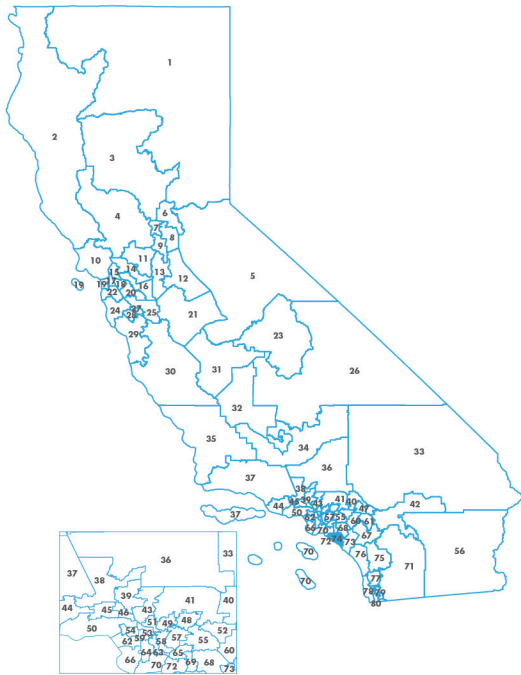


ASSEMBLYMEMBER
MATTHEW HARPER

ASSEMBLY DISTRICT 74 SNAPSHOT

Cap-and-Trade Dollars at Work Across California

California Climate Investments is a statewide program that puts billions of Cap-and-Trade dollars to work reducing greenhouse gas emissions, strengthening the economy, and improving public health and the environment, particularly in disadvantaged communities.



\$12.6 million

Cap-and-Trade dollars implemented within the District through 2016



NA

of funds benefiting disadvantaged communities



3,372

projects, rebates, and vouchers



154,707

MTCO₂e estimated over reduction timeframe

CACLIMATEINVESTMENTS.CA.GOV

For an interactive map of investments statewide, visit arb.ca.gov/ccimap

STATEWIDE CO-BENEFITS



improved
air quality



reduced
water use



enhanced
ecosystems



employment &
economic development



greater transit
accessibility



dollar
savings

Some projects are not located at a single address, and therefore could be attributable to multiple legislative districts. For projects that physically cross multiple legislative districts (e.g., transit projects), the entire project funding and other benefits are attributed to all relevant districts. High-Speed Rail is an exception because these figures include the implemented funding amount—\$348M—but do not attribute GHG or other benefits from that project, which will occur over the 50-year operating life beginning in 2025. For projects that report at the census-tract level (e.g., vouchers, rebates, and household installations), the entire project funding and other benefits are attributed to a single district, determined by which district includes the majority of the census tract. Disadvantaged community benefits displaying “NA” indicates that the district does not contain disadvantaged communities as defined for the GGRF Program under Senate Bill 535 (De Leon, Statutes of 2012).

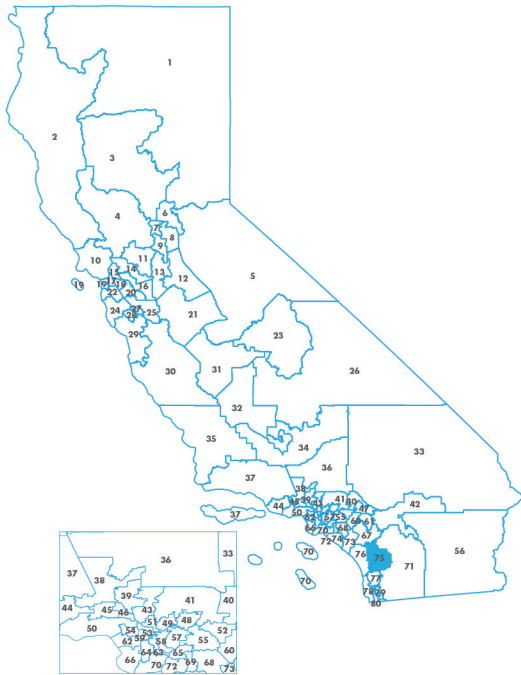


ASSEMBLYMEMBER
MARIE WALDRON

ASSEMBLY DISTRICT 75 SNAPSHOT

Cap-and-Trade Dollars at Work Across California

California Climate Investments is a statewide program that puts billions of Cap-and-Trade dollars to work reducing greenhouse gas emissions, strengthening the economy, and improving public health and the environment, particularly in disadvantaged communities.



\$3.8 million

Cap-and-Trade dollars implemented within the District through 2016



44%

of funds benefiting disadvantaged communities



1,102

projects, rebates, and vouchers



49,815

MTCO₂e estimated over reduction timeframe

CACLIMATEINVESTMENTS.CA.GOV

For an interactive map of investments statewide, visit arb.ca.gov/ccimap

STATEWIDE CO-BENEFITS



improved
air quality



reduced
water use



enhanced
ecosystems



employment &
economic development



greater transit
accessibility



dollar
savings

Some projects are not located at a single address, and therefore could be attributable to multiple legislative districts. For projects that physically cross multiple legislative districts (e.g., transit projects), the entire project funding and other benefits are attributed to all relevant districts. High-Speed Rail is an exception because these figures include the implemented funding amount—\$348M—but do not attribute GHG or other benefits from that project, which will occur over the 50-year operating life beginning in 2025. For projects that report at the census-tract level (e.g., vouchers, rebates, and household installations), the entire project funding and other benefits are attributed to a single district, determined by which district includes the majority of the census tract. Disadvantaged community benefits displaying “NA” indicates that the district does not contain disadvantaged communities as defined for the GGRF Program under Senate Bill 535 (De Leon, Statutes of 2012).

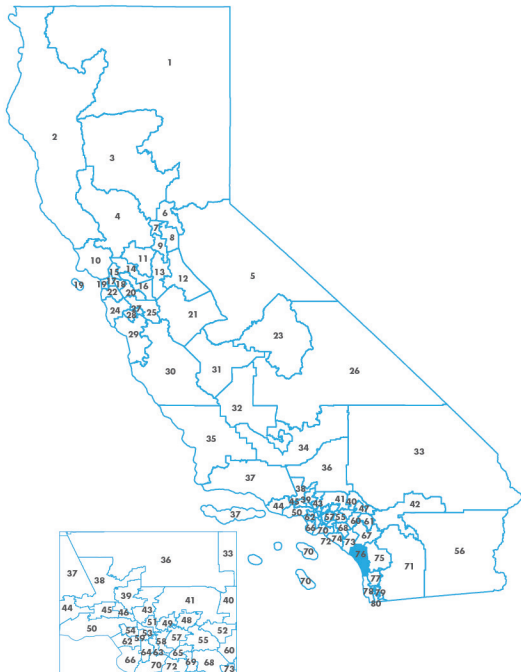


ASSEMBLYMEMBER
ROCKY CHÁVEZ

ASSEMBLY
DISTRICT 76
SNAPSHOT

Cap-and-Trade Dollars at Work Across California

California Climate Investments is a statewide program that puts billions of Cap-and-Trade dollars to work reducing greenhouse gas emissions, strengthening the economy, and improving public health and the environment, particularly in disadvantaged communities.



\$49.3 million

Cap-and-Trade dollars implemented within the District through 2016



NA

of funds benefiting disadvantaged communities



1,457

projects, rebates, and vouchers



318,899

MTCO₂e estimated over reduction timeframe

CACLIMATEINVESTMENTS.CA.GOV

For an interactive map of investments statewide, visit arb.ca.gov/ccimap

STATEWIDE CO-BENEFITS



improved
air quality



reduced
water use



enhanced
ecosystems



employment &
economic development



greater transit
accessibility



dollar
savings

Some projects are not located at a single address, and therefore could be attributable to multiple legislative districts. For projects that physically cross multiple legislative districts (e.g., transit projects), the entire project funding and other benefits are attributed to all relevant districts. High-Speed Rail is an exception because these figures include the implemented funding amount—\$348M—but do not attribute GHG or other benefits from that project, which will occur over the 50-year operating life beginning in 2025. For projects that report at the census-tract level (e.g., vouchers, rebates, and household installations), the entire project funding and other benefits are attributed to a single district, determined by which district includes the majority of the census tract. Disadvantaged community benefits displaying “NA” indicates that the district does not contain disadvantaged communities as defined for the GGRF Program under Senate Bill 535 (De Leon, Statutes of 2012).

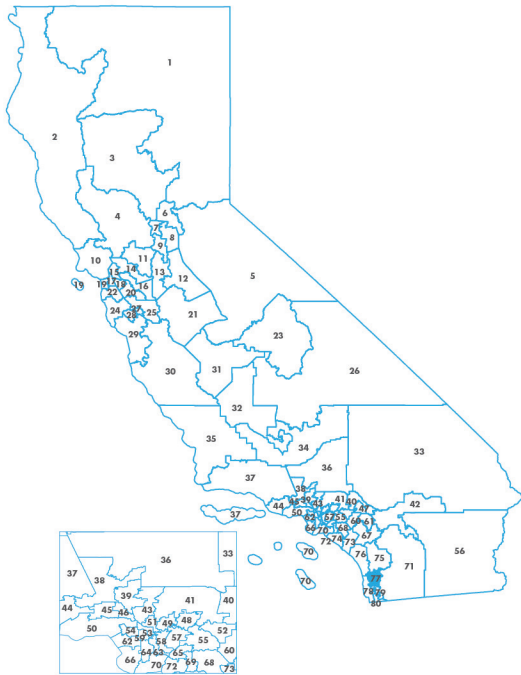


ASSEMBLYMEMBER
BRIAN MAIENSCHIN

ASSEMBLY DISTRICT 77 SNAPSHOT

Cap-and-Trade Dollars at Work Across California

California Climate Investments is a statewide program that puts billions of Cap-and-Trade dollars to work reducing greenhouse gas emissions, strengthening the economy, and improving public health and the environment, particularly in disadvantaged communities.



\$6.4 million

Cap-and-Trade dollars implemented within the District through 2016



NA

of funds benefiting disadvantaged communities



2,508

projects, rebates, and vouchers



114,324

MTCO₂e estimated over reduction timeframe

CACLIMATEINVESTMENTS.CA.GOV

For an interactive map of investments statewide, visit arb.ca.gov/ccimap

STATEWIDE CO-BENEFITS



improved
air quality



reduced
water use



enhanced
ecosystems



employment &
economic development



greater transit
accessibility



dollar
savings

Some projects are not located at a single address, and therefore could be attributable to multiple legislative districts. For projects that physically cross multiple legislative districts (e.g., transit projects), the entire project funding and other benefits are attributed to all relevant districts. High-Speed Rail is an exception because these figures include the implemented funding amount—\$348M—but do not attribute GHG or other benefits from that project, which will occur over the 50-year operating life beginning in 2025. For projects that report at the census-tract level (e.g., vouchers, rebates, and household installations), the entire project funding and other benefits are attributed to a single district, determined by which district includes the majority of the census tract. Disadvantaged community benefits displaying “NA” indicates that the district does not contain disadvantaged communities as defined for the GGRF Program under Senate Bill 535 (De Leon, Statutes of 2012).

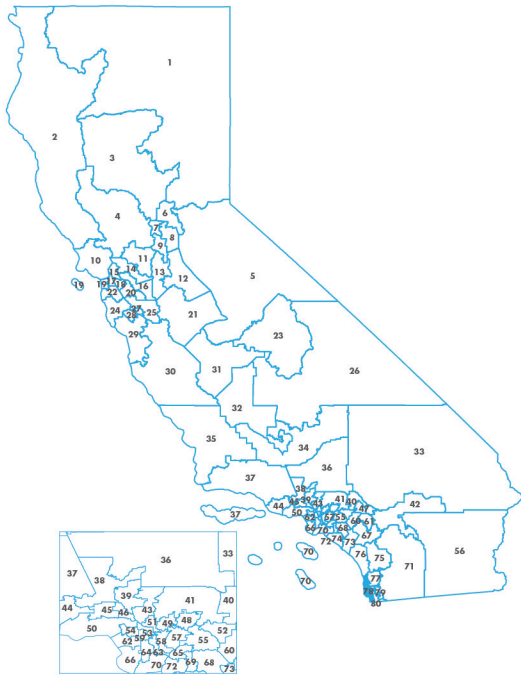


ASSEMBLYMEMBER
TODD GLORIA

ASSEMBLY
DISTRICT 78
SNAPSHOT

Cap-and-Trade Dollars at Work Across California

California Climate Investments is a statewide program that puts billions of Cap-and-Trade dollars to work reducing greenhouse gas emissions, strengthening the economy, and improving public health and the environment, particularly in disadvantaged communities.



\$49.4 million

Cap-and-Trade dollars implemented within the District through 2016



NA

of funds benefiting disadvantaged communities



1,736

projects, rebates, and vouchers



330,609

MTCO₂e estimated over reduction timeframe

CACLIMATEINVESTMENTS.CA.GOV

For an interactive map of investments statewide, visit arb.ca.gov/ccimap

STATEWIDE CO-BENEFITS



improved
air quality



reduced
water use



enhanced
ecosystems



employment &
economic development



greater transit
accessibility



dollar
savings

Some projects are not located at a single address, and therefore could be attributable to multiple legislative districts. For projects that physically cross multiple legislative districts (e.g., transit projects), the entire project funding and other benefits are attributed to all relevant districts. High-Speed Rail is an exception because these figures include the implemented funding amount—\$348M—but do not attribute GHG or other benefits from that project, which will occur over the 50-year operating life beginning in 2025. For projects that report at the census-tract level (e.g., vouchers, rebates, and household installations), the entire project funding and other benefits are attributed to a single district, determined by which district includes the majority of the census tract. Disadvantaged community benefits displaying “NA” indicates that the district does not contain disadvantaged communities as defined for the GGRF Program under Senate Bill 535 (De Leon, Statutes of 2012).

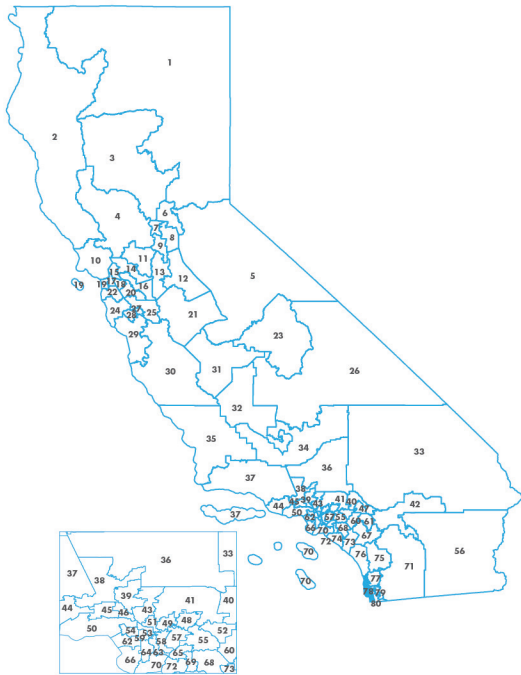


ASSEMBLYMEMBER
SHIRLEY WEBER

ASSEMBLY
DISTRICT 79
SNAPSHOT

Cap-and-Trade Dollars at Work Across California

California Climate Investments is a statewide program that puts billions of Cap-and-Trade dollars to work reducing greenhouse gas emissions, strengthening the economy, and improving public health and the environment, particularly in disadvantaged communities.



\$39 million

Cap-and-Trade dollars implemented within the District through 2016



96%

of funds benefiting disadvantaged communities



706

projects, rebates, and vouchers



116,412

MTCO₂e estimated over reduction timeframe

CACLIMATEINVESTMENTS.CA.GOV

For an interactive map of investments statewide, visit arb.ca.gov/ccimap

STATEWIDE CO-BENEFITS



improved
air quality



reduced
water use



enhanced
ecosystems



employment &
economic development



greater transit
accessibility



dollar
savings

Some projects are not located at a single address, and therefore could be attributable to multiple legislative districts. For projects that physically cross multiple legislative districts (e.g., transit projects), the entire project funding and other benefits are attributed to all relevant districts. High-Speed Rail is an exception because these figures include the implemented funding amount—\$348M—but do not attribute GHG or other benefits from that project, which will occur over the 50-year operating life beginning in 2025. For projects that report at the census-tract level (e.g., vouchers, rebates, and household installations), the entire project funding and other benefits are attributed to a single district, determined by which district includes the majority of the census tract. Disadvantaged community benefits displaying “NA” indicates that the district does not contain disadvantaged communities as defined for the GGRF Program under Senate Bill 535 (De Leon, Statutes of 2012).

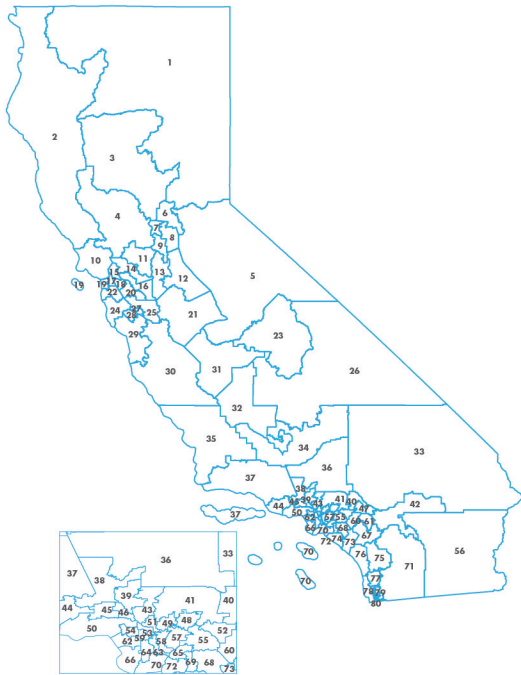


ASSEMBLYMEMBER
LORENA GONZALEZ FLETCHER

ASSEMBLY DISTRICT 80 SNAPSHOT

Cap-and-Trade Dollars at Work Across California

California Climate Investments is a statewide program that puts billions of Cap-and-Trade dollars to work reducing greenhouse gas emissions, strengthening the economy, and improving public health and the environment, particularly in disadvantaged communities.



\$50 million

Cap-and-Trade dollars implemented within the District through 2016



100%

of funds benefiting disadvantaged communities



628

projects, rebates, and vouchers



120,413

MTCO₂e estimated over reduction timeframe

CACLIMATEINVESTMENTS.CA.GOV

For an interactive map of investments statewide, visit arb.ca.gov/ccimap

STATEWIDE CO-BENEFITS



improved
air quality



reduced
water use



enhanced
ecosystems



employment &
economic development



greater transit
accessibility



dollar
savings

Some projects are not located at a single address, and therefore could be attributable to multiple legislative districts. For projects that physically cross multiple legislative districts (e.g., transit projects), the entire project funding and other benefits are attributed to all relevant districts. High-Speed Rail is an exception because these figures include the implemented funding amount—\$348M—but do not attribute GHG or other benefits from that project, which will occur over the 50-year operating life beginning in 2025. For projects that report at the census-tract level (e.g., vouchers, rebates, and household installations), the entire project funding and other benefits are attributed to a single district, determined by which district includes the majority of the census tract. Disadvantaged community benefits displaying “NA” indicates that the district does not contain disadvantaged communities as defined for the GGRF Program under Senate Bill 535 (De Leon, Statutes of 2012).