

LOCATION:

Air Resources Board
Byron Sher Auditorium, Second Floor
1001 I Street
Sacramento, California 95814
<http://www.calepa.ca.gov/EPAbldg/location.htm>

PUBLIC MEETING AGENDA

May 24, 2012

This facility is accessible by public transit. For transit information, call (916) 321-BUSS, website:
<http://www.sacrt.com>
(This facility is accessible to persons with disabilities.)

**TO SUBMIT WRITTEN COMMENTS ON AN
AGENDA ITEM IN ADVANCE OF THE MEETING
SUBMIT TO:**

**Air Resources Board
Attn: Clerk of the Board
1001 I Street, 23rd Floor
Sacramento, California 95814**

May 24, 2012

9:00 a.m.

CONSENT CALENDAR:

The following item on the consent calendar will be voted on by the Board immediately after the start of the public meeting, unless removed from the consent calendar either upon a Board member's request or if someone in the audience wishes to speak on it.

Consent Item #

12-3-1: Public Meeting to Consider Approval of the Proposed State Implementation Plan Revision for the Federal Lead Standard

Staff will present to the Board for approval a proposed State Implementation Plan (SIP) revision that provides for attaining the federal lead standard in the Los Angeles County nonattainment area. The SIP was adopted by the South Coast Air Quality Management District on May 4, 2012. Lead concentrations have been below the level of the federal standard since December 2011.

Attached is the Proposed Resolution for the above consent item. Please go to <http://www.arb.ca.gov/board/ma/2012/ma052412.htm> for resolution attachment.

DISCUSSION ITEMS:

Note: The following agenda items may be heard in a different order at the Board meeting.

Agenda Item #

12-3-2: Public Meeting to Hear an Informational Item on Short-Lived Climate Pollutants

Staff will present an overview of the contribution of short-lived climate pollutants to global greenhouse gases and California actions to reduce these pollutants. A panel of climate change experts will update the Board on the latest scientific research findings on the potential impacts of reducing short-lived climate pollutants.

12-3-3: Public Meeting to Present the 2011 Haagen-Smit Clean Air Awards

Recipients of the 2011 Haagen-Smit Clean Air Awards will be announced. The Board annually presents the Haagen-Smit Clean Air Awards to individuals in the air quality community who have made significant contributions toward improving air quality and public health.

CLOSED SESSION – LITIGATION

The Board will hold a closed session, as authorized by Government Code section 11126(e), to confer with, and receive advice from, its legal counsel regarding the following pending or potential litigation:

Pacific Merchant Shipping Association v. Goldstene, U.S. District Court (E.D. Cal. Sacramento), Case No. 2:09-CV-01151-MCE-EFB.

POET, LLC, et al. v. Goldstene, et al., Superior Court of California (Fresno County), Case No. 09CECG04850.

Rocky Mountain Farmers Union, et al. v. Goldstene, U.S. District Court (E.D. Cal. Fresno), Case No. 1:09-CV-02234-LJO-DLB.

National Petrochemical & Refiners Association, et al. v. Goldstene, et al., U.S. District Court (E.D. Cal. Fresno) Case No. 1:10-CV-00163-AWI-GSA.

Association of Irrigated Residents, et al. v. California Air Resources Board, Superior Court of California (San Francisco County), Case No. CPF-09-509562.

Association of Irrigated Residents, et al. v. U.S. E.P.A., 2011 WL 310357 (C.A.9), (Feb. 2, 2011).

California Dump Truck Owners Association v. California Air Resources Board, U.S. District Court (E.D. Cal. Sacramento) Case No. 2:11-CV-00384-MCE-GGH.

Engine Manufacturers Association v. California Air Resources Board, Sacramento Superior Court, Case No. 34-2010-00082774.

Citizens Climate Lobby and Our Children's Earth Foundation v. California Air Resources Board, San Francisco Superior Court, Case No. CGC-12-519554.

OPPORTUNITY FOR MEMBERS OF THE BOARD TO COMMENT ON MATTERS OF INTEREST

Board members may identify matters they would like to have noticed for consideration at future meetings and comment on topics of interest; no formal action on these topics will be taken without further notice.

OPEN SESSION TO PROVIDE AN OPPORTUNITY FOR MEMBERS OF THE PUBLIC TO ADDRESS THE BOARD ON SUBJECT MATTERS WITHIN THE JURISDICTION OF THE BOARD

Although no formal Board action may be taken, the Board is allowing an opportunity to interested members of the public to address the Board on items of interest that are within the Board's jurisdiction, but that do not specifically appear on the agenda. Each person will be allowed a maximum of three minutes to ensure that everyone has a chance to speak.

**TO SUBMIT WRITTEN COMMENTS ON AN AGENDA ITEM IN ADVANCE OF THE MEETING
SUBMIT TO:**

**Air Resources Board
Attn: Clerk of the Board
1001 I Street, 23rd Floor
Sacramento, California 95814**

IF YOU HAVE ANY QUESTIONS, PLEASE CONTACT THE CLERK OF THE BOARD:

**OFFICE: (916) 322-5594
1001 I Street, Floor 23, Sacramento, California 95814
ARB Homepage: www.arb.ca.gov**

SPECIAL ACCOMMODATION REQUEST

Special accommodation or language needs can be provided for any of the following:

- An interpreter to be available at the hearing;
- Documents made available in an alternate format or another language;
- A disability-related reasonable accommodation.

To request these special accommodations or language needs, please contact the Clerk of the Board at (916) 322-5594 or by facsimile at (916) 322-3928 as soon as possible, but no later than 7 business days before the scheduled Board hearing. TTY/TDD/Speech to Speech users may dial 711 for the California Relay Service.

Comodidad especial o necesidad de otro idioma puede ser proveído para alguna de las siguientes:

- Un intérprete que esté disponible en la audiencia.
- Documentos disponibles en un formato alternativo u otro idioma;
- Una acomodación razonable relacionados con una incapacidad.

Para solicitar estas comodidades especiales o necesidades de otro idioma, por favor llame a la oficina del Consejo al (916) 322-5594 o envíe un fax a (916) 322-3928 lo más pronto posible, pero no menos de 7 días de trabajo antes del día programado para la audiencia del Consejo. TTY/TDD/Personas que necesiten este servicio pueden marcar el 711 para el Servicio de Retransmisión de Mensajes de California.

PUBLIC MEETING AGENDA

LOCATION:

Air Resources Board
Byron Sher Auditorium, Second Floor
1001 I Street
Sacramento, California 95814

INDEX

This facility is accessible by public transit. For transit information, call (916) 321-BUSS, website: <http://www.sacrt.com>
(This facility is accessible to persons with disabilities.)

May 24, 2012

<u>Agenda #</u>		<u>Pages</u>
12-3-1	Public Meeting to Consider Approval of the Proposed State Implementation Plan Revision for the Federal Lead Standard	1-150
12-3-2	Public Meeting to Hear an Informational Item on Short-Lived Climate Pollutants	---
12-3-3	Public Meeting to Present the 2011 Haagen-Smit Clean Air Awards	151-154

CALIFORNIA AIR RESOURCES BOARD

NOTICE OF PUBLIC MEETING TO CONSIDER APPROVAL OF THE PROPOSED STATE IMPLEMENTATION PLAN REVISION FOR THE FEDERAL LEAD STANDARD

The Air Resources Board (ARB or Board) will conduct a public meeting at the time and place noted below to consider approval of the proposed Lead State Implementation Plan (Lead SIP) for Los Angeles County, prepared by the South Coast Air Quality Management District (South Coast District). If adopted, ARB staff will submit the Lead SIP to the United States Environmental Protection Agency (U.S. EPA) for approval as a revision to California's statewide SIP.

DATE: May 24, 2012

TIME: 9:00 a.m.

PLACE: California Environmental Protection Agency
Air Resources Board
Byron Sher Auditorium
1001 I Street
Sacramento, California 95814

This item will be considered at a one-day meeting of the Board, which will commence at 9:00 a.m., May 24, 2012. This item is scheduled to be heard on the Board's Consent Calendar. All items on the Consent Calendar will be voted on by the Board immediately after the start of the public meeting. This item may be removed from the Consent Calendar at the request of a Board member or if someone in the audience would like to speak on this item.

On October 15, 2008, U.S. EPA revised the federal lead standard, lowering it 90 percent -- from 1.5 micrograms per cubic meter ($\mu\text{g}/\text{m}^3$) to 0.15 $\mu\text{g}/\text{m}^3$. Only one area in California violates the revised standard, and on December 31, 2010, U.S. EPA designated the South Coast Air Basin portion of Los Angeles County (excluding San Clemente and Santa Catalina islands) as nonattainment for lead. Nonattainment areas are required to develop and implement a plan that demonstrates how the standard will be attained by the specified attainment date. The attainment date for lead is December 31, 2015.

The South Coast District developed the Lead SIP and adopted it on May 4, 2012. Lead violations in Los Angeles County are attributable to emissions from a very limited number of stationary sources. The Lead SIP addresses these sources and sets forth the strategy needed to attain the federal lead standard. Specifically, the control strategy focuses on more stringent rule requirements, including process changes, updated management practices, and expanded monitoring to confirm compliance. The Lead SIP builds on existing South Coast District rules, to provide the additional emission reductions needed to attain the federal lead standard by the December 31, 2015,

statutory deadline. The Lead SIP constitutes a revision to California's overall statewide SIP, and ARB is responsible for submitting the Lead SIP to U.S. EPA by June 30, 2012.

ARB staff prepared a Staff Report entitled, "Proposed State Implementation Plan Revision for the Federal Lead Standard." This Staff Report summarizes the strategy developed by the South Coast District for attaining the federal lead standard. The South Coast's "Final 2012 Lead State Implementation Plan Los Angeles County," is included as an appendix to the ARB Staff Report and includes detailed information about federal Clean Air Act requirements, current ambient lead levels, lead emissions, and the lead control strategy, as well as an attainment demonstration. The Lead SIP was subject to a public workshop and 30-day public notice period, before being adopted by the South Coast District Governing Board.

ARB staff reviewed the Lead SIP and concluded that it meets all applicable federal requirements. Therefore, staff recommends the Board approve the Lead SIP for submittal to U.S. EPA.

Copies of the ARB Staff Report may be obtained from ARB's Public Information Office, 1001 I Street, First Floor, Environmental Services Center, Sacramento, California, 95814, (916) 322-2990. The report may also be obtained from ARB's website at:

<http://www.arb.ca.gov/planning/sip/sip.htm>.

Interested members of the public may present comments orally or in writing at the meeting and comments may be submitted by postal mail or by electronic submittal before the meeting. To be considered by the Board, written comments not physically submitted at the meeting must be received **no later than 12:00 noon, May 23, 2012**, and addressed to the following:

Postal mail: Clerk of the Board, Air Resources Board
1001 I Street, Sacramento, California 95814

Electronic submittal: <http://www.arb.ca.gov/lispub/comm/bclist.php>

You can sign-up online in advance to speak at the Board meeting when you submit an electronic board item comment. For more information, go to:
<http://www.arb.ca.gov/board/online-signup.htm>.

Please note that under the California Public Records Act (Government Code section 6250 et seq.), your written and oral comments, attachments, and associated contact information (e.g., your address, phone, email, etc.) become part of the public record and can be released to the public upon request.

ARB requests that written and email statements on this item be filed at least 10 days prior to the meeting so that ARB staff and Board members have additional time to consider each comment. Further inquiries regarding this matter should be directed to

Ms. Gayle Sweigert, Manager of the Air Quality Analysis Section at (916) 322-6923 or Ms. Marcella Nystrom, Staff Air Pollution Specialist at (916) 323-8543.

SPECIAL ACCOMMODATION REQUEST

Special accommodation or language needs can be provided for any of the following:

- An interpreter to be available at the hearing;
- Documents made available in an alternate format or another language;
- A disability-related reasonable accommodation.


To request these special accommodations or language needs, please contact the Clerk of the Board at (916) 322-5594 or by facsimile at (916) 322-3928 as soon as possible, but no later than 10 business days before the scheduled Board hearing. TTY/TDD/Speech to Speech users may dial 711 for the California Relay Service.

Comodidad especial o necesidad de otro idioma puede ser proveído para alguna de las siguientes:

- Un intérprete que esté disponible en la audiencia.
- Documentos disponibles en un formato alternativo u otro idioma.
- Una acomodación razonable relacionados con una incapacidad.

Para solicitar estas comodidades especiales o necesidades de otro idioma, por favor llame a la oficina del Consejo al (916) 322-5594 o envíe un fax a (916) 322-3928 lo más pronto posible, pero no menos de 10 días de trabajo antes del día programado para la audiencia del Consejo. TTY/TDD/Personas que necesiten este servicio pueden marcar el 711 para el Servicio de Retransmisión de Mensajes de California.

CALIFORNIA AIR RESOURCES BOARD



James N. Goldstene
Executive Officer

Date: May 4, 2012

The energy challenge facing California is real. Every Californian needs to take immediate action to reduce energy consumption. For a list of simple ways you can reduce demand and cut your energy costs see our website at www.arb.ca.gov.

**State of California
AIR RESOURCES BOARD**

***Proposed
State Implementation Plan Revision
for the Federal Lead Standard***

Release Date: May 11, 2012

Hearing Date: May 24, 2012

California Environmental Protection Agency



Air Resources Board

(this page intentionally left blank)

TABLE OF CONTENTS

	Page
OVERVIEW.....	1
INTRODUCTION.....	1
LOS ANGELES COUNTY LEAD SIP.....	2
Introduction	2
Air Quality	2
Emissions	3
Attainment Demonstration	3
New Source Review.....	4
Reasonably Available Control Technology and Reasonably Available Control Measure.....	5
Enhanced Monitoring.....	6
Reasonable Further Progress.....	6
Contingency Measures	7
SUMMARY.....	8

APPENDIX A: FINAL – 2012 LEAD STATE IMPLEMENTATION PLAN
LOS ANGELES COUNTY

(this page intentionally left blank)

Proposed State Implementation Plan Revision for the Federal Lead Standard

OVERVIEW

The purpose of this report is to summarize a proposed revision to the California State Implementation Plan (SIP) that provides for attaining the National Ambient Air Quality Standard for lead (federal lead standard) in Los Angeles County. The revision is required under the federal Clean Air Act (CAA). The South Coast Air Quality Management District (South Coast District) Governing Board adopted the Lead SIP at a public hearing on May 4, 2012, following a 30-day public notice period that included a public workshop. The Air Resources Board (ARB) is responsible for submitting the Lead SIP to U.S. EPA by June 30, 2012. The following sections provide background information on the federal lead standard and a summary of the South Coast District Lead SIP. The complete Lead SIP is provided as Appendix A: *Final – 2012 Lead State Implementation Plan Los Angeles County*.

INTRODUCTION

The CAA requires the United States Environmental Protection Agency (U.S. EPA) to establish National Ambient Air Quality Standards for criteria pollutants. U.S. EPA first set a federal lead standard in 1978, at a level of $1.5 \mu\text{g}/\text{m}^3$. Since then, the scientific evidence related to the health and environmental impacts of lead has expanded dramatically and shows that adverse impacts occur at much lower levels. Based on this new evidence, U.S. EPA revised the federal lead standard on October 15, 2008, lowering it to a level of $0.15 \mu\text{g}/\text{m}^3$ (a 90 percent reduction). The standard is violated when lead concentrations, averaged over a rolling three-month period, exceed $0.15 \mu\text{g}/\text{m}^3$.

When U.S. EPA revises a federal standard, the agency designates areas with ambient concentrations that violate the standard as nonattainment. The Los Angeles County portion of the South Coast Air Basin, excluding San Clemente and Santa Catalina islands (hereafter referred to as Los Angeles County), is the only area in California that violates the federal lead standard, and U.S. EPA designated this area as nonattainment on December 31, 2010. Under the CAA, a lead nonattainment area must develop a plan that outlines a strategy for attaining the federal lead standard. The plan must demonstrate attainment by the December 31, 2015, statutory deadline and constitutes a revision to the statewide SIP.

In contrast to other air pollutants, such as ozone and particulate matter, which impact a large regional area, the impact of lead emissions is very localized. In

fact, lead concentrations throughout California, including concentrations throughout most of Los Angeles County, are far below the level of the federal standard. However, violations of the federal lead standard occasionally occur in the area immediately surrounding two large lead-acid battery recycling facilities, based on near-source monitoring. The South Coast District has identified emissions from these facilities as the sole contributor to lead violations in Los Angeles.

The South Coast District developed a Lead SIP that demonstrates attainment of the federal lead standard around these facilities by December 31, 2015. While the attainment strategy is focused on the facilities that contribute to violations of the federal lead standard, it also considers lead emissions from other facilities in the region. Following a 30-day public notice period that included a public workshop, the South Coast District Governing Board adopted the Lead SIP at a public hearing on May 4, 2012. The South Coast District then forwarded the Lead SIP to the Air Resources Board (ARB), the agency responsible for submitting SIP revisions to U.S. EPA.

LOS ANGELES COUNTY LEAD SIP

Introduction

The Lead SIP must meet a number of specific requirements, as set forth in CAA section 172(c). These requirements include the development of an emissions inventory, completion of an attainment demonstration, implementation of a permitting program, implementation of all reasonably available control technologies and control measures, a demonstration of progress towards attainment, and provision for implementing contingency measures. The following sections provide a brief summary of the various elements of the Lead SIP, as they relate to the requirements established in the CAA. Full details are found in Appendix A.

Air Quality

Over the past four decades, lead air quality throughout California has improved dramatically, primarily because of State and federal regulations that phased-out the use of lead as an anti-knock agent in gasoline for motor vehicles. Although lead has been virtually eliminated from motor vehicle fuel, it is still used as an additive in general aviation gasoline, which is used in general aviation aircraft with piston engines. The South Coast District has collected ambient lead data in Los Angeles County since 1975 via its regional monitoring network. The South Coast District has also monitored ambient lead concentrations near general aviation airports – specifically, near Van Nuys Airport, which is California's largest airport in terms of lead emissions. Monthly average lead concentrations at all of these sites show dramatic reductions – from concentrations as high as

7.49 $\mu\text{g}/\text{m}^3$ in 1976, to the current levels of 0.04 $\mu\text{g}/\text{m}^3$ or less, far below the level of the revised standard.

In contrast to these monitors, a network of near-source monitors surrounding specific lead-related facilities occasionally records violations of the federal lead standard. These violations are limited spatially, because lead particles are relatively heavy, and therefore, concentrations decrease rapidly with distance from the source. The current violations of the federal lead standard are attributable to emissions from two large lead-acid battery recycling facilities, one located in Vernon and the other in the City of Industry. The South Coast District has been proactive in adopting and implementing rules to address these violations. As a result, lead concentrations have decreased and have been below the level of the federal lead standard since December 2011.

Emissions

Similar to the rest of the nation, lead emissions in Los Angeles County have declined dramatically over the last four decades. This reduction in emissions is reflected in the decrease in ambient lead concentrations at population-oriented monitors. As discussed in the previous section, the current lead violations in Los Angeles County are the result of emissions from two large lead-acid battery recycling facilities. These two facilities have been identified as the only sources contributing to violations in the area.

These large lead-acid battery recycling facilities are broadly categorized as secondary lead smelters. U.S. EPA has determined that secondary lead smelters are some of the largest stationary source lead emitters in the United States. Overall, there are 15 facilities in the nation, including the two facilities in Los Angeles County. The recycling process consists of sorting, crushing, and melting lead-acid batteries and other lead-bearing materials to recover the lead. As a result of these activities, lead can be directly emitted through a stack or control device, or it can settle as dust that can then be dispersed into the air.

The CAA requires the SIP to include a current inventory of emissions affecting ambient lead concentrations, including an inventory of emissions from all sources in the nonattainment area that emit more than 0.5 tons of lead per year. The South Coast District compiled a comprehensive lead emissions inventory for 2010 (base year) and for 2015 (future year). The mandated attainment year is 2015, and the 2015 inventory reflects projected emissions based on growth factors and compliance requirements between 2010 and 2015.

Attainment Demonstration

The main purpose of the Lead SIP is to demonstrate attainment of the federal lead standard by the December 31, 2015, statutory deadline. To address lead

emissions from the large lead-acid battery recycling facilities in Los Angeles County, the South Coast District adopted Rule 1420.1—Emissions Standard for Lead from Large Lead-Acid Battery Recycling Facilities in November 2010. Rule 1420.1 limits lead emissions from stacks, requires total enclosures of dust, and contains stringent housekeeping requirements. In combination with these emission controls is a requirement for frequent monitoring of lead levels around the recycling facilities. This strategy, based on emission controls, in tandem with air quality monitoring, should be more effective in attaining the federal lead standard than the traditional approach based on emission reductions, alone.

To assess the effectiveness of the control strategy, the South Coast District completed an attainment demonstration based on atmospheric dispersion modeling. The modeling analysis used the AERMOD modeling system and followed the procedures outlined in U.S. EPA guidance. The South Coast District modeled the two large lead-acid battery recycling facilities to determine three-month average lead concentrations for a 2010 base year and the 2015 attainment year. The modeling runs included both stack emissions and fugitive source emissions. The 2015 future year emission rates reflect the emission limits specified in Rule 1420.1, permit conditions, and other control factors unique to each facility. Modeling results show future year (2015) ambient lead concentrations below the level of the federal standard for both facilities. Thus, the modeling analysis demonstrates attainment of the federal lead standard by the December 31, 2015, statutory deadline.

New Source Review

In addition to rules such as Rule 1420.1 that control emissions from existing stationary sources, there are rules that apply to newly constructed stationary sources and to major modifications of existing stationary sources. These rules are referred to as New Source Review or NSR rules. The goal of NSR is to assure that emissions from new and modified stationary sources do not slow progress toward attainment.

For the federal lead standard, NSR requirements apply to all new stationary sources that emit at least 100 tons per year of lead, as well as to major modifications of existing sources that would increase lead emissions by more than 0.6 tons per year. The South Coast District's current NSR rule (Regulation XIII, originally adopted in 1979) satisfies federal NSR requirements. However, because of the size of lead-related facilities, it is unlikely that the lead NSR requirements would ever be triggered. The combined lead emissions from all stationary sources in Los Angeles County are less than 15 tons per year, and the total lead emissions from any one source are less than 0.35 tons per year. Both of these are well below the lead NSR threshold levels for new or modified sources. Nevertheless, the South Coast District has all of the required NSR provisions in place.

In addition to the NSR provisions, South Coast District Rule 1420.1 contains additional requirements for the siting of new large lead-acid battery recycling facilities similar to those that currently contribute to lead nonattainment. Under Rule 1420.1, any new battery recycling facility that begins construction or operations will not be allowed to locate in an area nearby residences or other sensitive receptors.

***Reasonably Available Control Technology and
Reasonably Available Control Measure***

The CAA requires nonattainment areas to implement economically and technically feasible emission controls on existing stationary sources in the nonattainment area. Collectively, these controls are generally referred to as Reasonably Available Control Technology (RACT) and Reasonably Available Control Measure (RACM). All sources that emit at least 0.5 tons per year of lead are required to undergo a RACT/RACM review. This emissions threshold captures those stationary sources that have the potential to cause violations of the federal lead standard. The South Coast District has conducted the required RACT/RACM analysis on existing lead sources and therefore, fully meets this requirement.

In general, the RACT/RACM review includes analysis of emission controls adopted in other nonattainment areas, as well as controls identified by U.S. EPA in guidelines or other documents. To satisfy the RACT/RACM requirement, the South Coast District identified and evaluated all lead control measures it has implemented or plans to implement and compared them with measures implemented by other agencies both within and outside of California, as well as with the available U.S. EPA guidelines.

Based on this evaluation, the South Coast District developed Rule 1420.1, which focuses on the two facilities in Los Angeles County that contribute to violations of the federal lead standard. Rule 1420.1 provisions are equivalent to or more stringent than those developed by other air pollution control agencies or suggested in recent U.S. EPA guidance¹. The Rule 1420.1 provisions are consistent with and, in some cases, go beyond U.S. EPA RACT/RACM for the federal lead standard. The control provisions specified in Rule 1420.1 will ensure attainment of the federal lead standard by the statutory deadline.

¹ U.S. EPA. Implementation of the 2008 Lead National Ambient Air Quality Standards – Guide to Developing Reasonably Available Control Measures (RACT) for Controlling Lead Emissions. Document # EPA-457/R-12-001. March 2012.

Enhanced Monitoring

The federal lead standard is different from other federal air quality standards in that attainment is based on source-oriented monitoring. Therefore, the attainment demonstration must address those specific facilities that contribute to violations of the national standard. The attainment strategy for Los Angeles County is based on a combination of lead emissions reductions, in tandem with an ambient monitoring program that is more stringent than current federal monitoring requirements.

In addition to rules that limit emissions from lead sources, the South Coast District requires source-oriented lead monitors around large lead-acid battery recycling facilities, the only sources with the potential to cause violations of the federal lead standard. Under South Coast District Rule 1420.1, large lead-acid battery recycling facilities must maintain a minimum of four source-oriented monitors that sample for lead once every three days. These fence-line monitors are located in areas of maximum expected ground-level concentration. As of January 1, 2012, a source must implement additional lead emissions controls when concentrations at a source-oriented monitor exceeds $0.15 \mu\text{g}/\text{m}^3$, averaged over a 30-day period. The Rule 1420.1 source-oriented lead monitoring requirements are more stringent than the federal requirements, which specify a once every six days sampling frequency, a rolling three-month averaging period, and a compliance date of December 31, 2015. Thus, the South Coast District's Rule 1420.1 should be more effective at ensuring attainment of the federal lead standard than the current federal requirements.

Reasonable Further Progress

For most pollutants, attainment relies on a specific set of emission control measures, phased-in over a period of time. Reasonable Further Progress (RFP) requirements are designed to track progress, thereby ensuring the nonattainment area will attain the federal standard by the statutory deadline. In Los Angeles County, lead violations are attributable to two large lead-acid battery recycling facilities. As discussed previously, the South Coast District has already adopted and implemented Rule 1420.1 to ensure compliance with the federal lead standard.

The South Coast District adopted Rule 1420.1 in November 2010, and ARB subsequently submitted the Rule to U.S. EPA for approval. Rule 1420.1 specifies a compliance deadline of July 1, 2011, for implementing all required control measures and emissions limits and a compliance deadline of January 1, 2012, for meeting the ambient monitoring limit of $0.15 \mu\text{g}/\text{m}^3$.

Because the deadline for compliance with Rule 1420.1 has already passed, both large lead-acid battery recycling facilities have already demonstrated RFP by achieving the mandated emission reductions. Emissions at one facility are at the

allowable limit established in Rule 1420.1 and should either decrease or remain stable through 2015. In contrast, lead emissions at the second facility are currently below the allowable limit established in Rule 1420.1. Based on growth factors, lead emissions at this facility could increase between now and 2015, but would still remain well below the allowable limit established in Rule 1420.1.

The effectiveness of Rule 1420.1 has been demonstrated through the substantial reductions in ambient concentrations that have already occurred. Since December 2011, no source-oriented monitor around either large lead-acid battery recycling facility has recorded a 30-day average lead concentration above the level of the federal lead standard.

Contingency Measures

Contingency measures are fully adopted rules or control measures that can be implemented without significant action by the State or U.S. EPA, should an area fail to attain the federal standard or demonstrate sufficient progress. The South Coast District has several contingency measures in place for lead that are already fully adopted as part of Rule 1420.1. Furthermore, these measures apply to the facilities that contribute to violations of the federal lead standard in Los Angeles County:

- *Compliance Plan:* If a source-oriented monitor measures a 30-day rolling average lead concentration of $0.12 \mu\text{g}/\text{m}^3$ or more, the facility must submit a Compliance Plan identifying measures that will be automatically implemented if ambient concentrations exceed $0.15 \mu\text{g}/\text{m}^3$, calculated as a 30-day rolling average; the Compliance Plan is subject to South Coast District approval.
- *Feasibility Study:* If facility emissions contribute to an ambient lead concentration exceeding $0.12 \mu\text{g}/\text{m}^3$, calculated as a 30-day rolling average, the facility must submit within 30 days, a study addressing the technical, economic, and physical feasibility of achieving a total facility mass lead emission rate of 0.003 pounds per hour from all lead point sources.
- *Ambient Monitoring:* A facility may not discharge lead emissions that contribute to ambient concentrations exceeding $0.15 \mu\text{g}/\text{m}^3$, calculated as a 30-day rolling average, as measured by any source-oriented monitor; ambient concentrations exceeding this level trigger the implementation of daily monitoring, a Compliance Plan, and a Feasibility Study.

Given that the 30-day rolling average specified in Rule 1420.1 is more stringent than the rolling three-month average specified in the federal lead standard, provisions of the Rule will be triggered before ambient concentrations violate the federal lead standard. In addition to the Rule 1420.1 requirements, the South Coast District plans to amend its Rule 1420 to include the same lead trigger level of $0.12 \mu\text{g}/\text{m}^3$, calculated as a 30-day rolling average. Rule 1420 applies to all non-vehicular sources of lead in Los Angeles County.

SUMMARY

ARB staff reviewed the Lead SIP for Los Angeles County and concurs with the South Coast District that it meets the CAA requirements. Thus, ARB staff recommends the Board approve the Lead SIP as a revision to the statewide SIP.

The cornerstone of the Lead SIP is South Coast District Rule 1420.1, which specifically addresses emissions from the two large lead-acid battery recycling facilities that contribute to violations of the federal lead standard in Los Angeles County. The requirements of Rule 1420.1, which was adopted in 2010, are more stringent than federal requirements and have been effective in reducing ambient lead concentrations. Ambient lead concentrations have been below the level of the federal lead standard since December 2011. Continued compliance with Rule 1420.1 requirements will provide for attainment of the federal lead standard by the December 31, 2015, statutory deadline.

APPENDIX A

FINAL – 2012 LEAD STATE IMPLEMENTATION PLAN

LOS ANGELES COUNTY



South Coast Air Quality Management District

FINAL 2012 LEAD STATE IMPLEMENTATION PLAN LOS ANGELES COUNTY

May 4, 2012

Deputy Executive Officer

Planning, Rule Development and Area Sources
Elaine Chang, DrPH

Assistant Deputy Executive Officer

Planning, Rule Development and Area Sources
Laki Tisopulos, Ph.D., P.E.

Manager

Planning and Rules
Philip Fine, Ph.D.

Authors:	Victoria Moaveni Jillian Baker, Ph.D. Andrea Polidori, Ph.D.	Senior Air Quality Engineer Air Quality Specialist Air Quality Specialist
Reviewed by:	Barbara Baird William Wong Tom Chico	District Counsel Principal Deputy District Counsel Program Supervisor
Contributors:	Ed Eckerle Ali Ghasemi Kathy Hsiao Eugene Kang James Koizumi Steve Smith, Ph.D. Susan Yan Xinqiu Zhang, Ph.D.	Program Supervisor Program Supervisor Program Supervisor Air Quality Specialist Air Quality Specialist Program Supervisor Air Quality Specialist Air Quality Specialist

**SOUTH COAST AIR QUALITY MANAGEMENT DISTRICT
GOVERNING BOARD**

CHAIR: WILLIAM A. BURKE, Ed.D.
Speaker of the Assembly Appointee

VICE CHAIR: DENNIS YATES
Mayor, City of Chino
Cities of San Bernardino County

MEMBERS:

MICHAEL D. ANTONOVICH
Supervisor, Fifth District
Los Angeles County Representative

JOHN J. BENOIT
Supervisor, Forth District
Riverside County Representative

JANE CARNEY
Senate Rules Committee Appointee

MICHAEL A. CACCIOTTI
Mayor, City of South Pasadena
Cities Representative, Los Angeles County, Eastern Region

JOSIE GONZALES
Supervisor, Fifth District
San Bernardino County Representative

RONALD O. LOVERIDGE
Mayor, City of Riverside
Cities Representative, Riverside County

JOSEPH K. LYOU, Ph.D.
Governor's Appointee
President & CEO, Coalition for Clean Air

JUDITH MITCHELL
Councilmember, City of Rolling Hills Estates
Cities Representative, Los Angeles County, Western Region

SHAWN NELSON
Supervisor, Fourth District
Orange County Representative

JAN PERRY
Councilmember, 9th District
Cities Representative, Los Angeles County

MIGUEL A. PULIDO
Mayor, City of Santa Ana
Cities Representative, Orange County

EXECUTIVE OFFICER:
BARRY R. WALLERSTEIN, D.Env.

LIST OF ACRONYMS AND ABBREVIATIONS

AER	Annual Emissions Reporting
AERMIC	American Meteorological Society/Environmental Protection Agency Regulatory Model Improvement Committee
AQMD	South Coast Air Quality Management District
AQS	Air Quality Systems
ATCM	Airborne Toxic Control Measure
Avgas	Aviation Gasoline
Basin	South Coast Air Basin
CAA	Clean Air Act
CAAQS	California Ambient Air Quality Standard
CARB	California Air Resources Board
CASAC	Clean Air Scientific Advisory Committee
CEQA	California Environmental Quality Act
CTG	Control Technique Guidelines
DTSC	California Department of Toxic Substances Control
EPA	U.S. Environmental Protection Agency
FEM	Federal Equivalent Method
FRM	Federal Reference Method
H&SC	Health & Safety Code
HRA	Health Risk Assessment
ISC	Industrial Source Complex
LAER	Lowest Achievable Emissions Rate
MDAB	Mojave Desert Air Basin
MICR	Maximum Individual Cancer Risk
NAAQS	National Ambient Air Quality Standards
NESHAP	National Emissions Standards for Hazardous Air Pollutants
NLCD	National Land Cover Data
NSR	New Source Review
RACM	Reasonably Available Control Measure
RACT	Reasonably Available Control Technology
RFP	Reasonable Further Progress
SIP	State Implementation Plan
SSAB	Salton Sea Air Basin
TAC	Toxic Air Contaminant
T-BACT	Best Available Control Technology for Toxics
TPY	Tons Per Year
TSP	Total Suspended Particulate
USGS	U.S. Geologic Survey

TABLE OF CONTENTS

TABLE OF CONTENTS	i
LIST OF TABLES	iii
LIST OF FIGURES	iv

EXECUTIVE SUMMARY

Introduction	ES-1
Lead Air Quality and Regulatory Background	ES-1
Guide to the 2012 Lead SIP	ES-2
Questions and Answers Regarding the 2012 Lead SIP	ES-3

CHAPTER 1 – INTRODUCTION

Purpose	1-1
Setting / Population	1-1
The Lead Nonattainment Area	1-4
History of Lead NAAQS	1-4
Emission Sources	1-5
Lead Health Effects	1-6
History of Control Efforts	1-7
Impact of Control Efforts	1-9
CAA Planning Requirements Addressed by this SIP	1-9
State Law Requirements	1-12

CHAPTER 2 – LEAD AIR QUALITY IN LOS ANGELES COUNTY

Introduction	2-1
Ambient Measurements	2-2
Measurements at Source-Oriented Sites	2-6
Fence-Line Measurements	2-11
Summary	2-17

CHAPTER 3 – LEAD INVENTORY

Introduction	3-1
Emission Inventories	3-1
Base and Future Year Emissions	3-2
Uncertainty in the Inventory	3-12

CHAPTER 4 – LEAD CONTROL STRATEGY

Introduction	4-1
Overall Attainment Strategy	4-1

Existing Lead Emissions Control Regulations	4-2
AQMD's Existing Rules	4-3
AQMD's Proposed Lead Control Measure.....	4-8
Implementing Agency.....	4-9

CHAPTER 5 – FUTURE AMBIENT LEAD CONCENTRATIONS

Introduction.....	5-1
Modeling Approach	5-1
Model Results by Facility	5-5

CHAPTER 6 – CLEAN AIR ACT REQUIREMENTS

Introduction.....	6-1
Federal Clean Air Act Requirements.....	6-1
Specific Lead Planning Requirements	6-1
Nonattainment New Source Review (NSR) Program.....	6-2
Contingency Measures.....	6-3
Reasonable Further Progress (RFP).....	6-14
Reasonably Available Control Measures (RACM) and Reasonably Available Control Technology (RACT) Requirements	6-17

APPENDIX I – LEAD AIR QUALITY IN LOS ANGELES COUNTY

APPENDIX II – RULES

APPENDIX III – MODELING AND ATTAINMENT DEMONSTRATION

APPENDIX IV – SOCIOECONOMIC REPORT FOR RULE 1420.1

APPENDIX V – RESPONSE TO COMMENTS

LIST OF TABLES

Table 1-1	Population Growth	1-4
Table 1-2	Nonattainment Plan Provisions	1-10
Table 1-3	General CAA Requirements for Implementation Plans	1-11
Table 2-1	AQMD's monitoring network sites in the Los Angeles County Portion of the Basin measuring Total Suspended Particulate (TSP) lead since 1975 with available design values for the 2008-2011 timeframe	2-4
Table 2-2	AQMD's source oriented sites in the Los Angeles County Portion of the Basin measuring Total Suspended Particulate (TSP) lead since 1991 with available design values for the 2008-2011 timeframe	2-9
Table 2-3	Name and location of all fence-line and off-site monitoring stations operated by Exide Technologies (Vernon Facility)	2-12
Table 2-4	Name and location of all fence-line monitoring stations operated by Quemetco Inc.	2-15
Table 3-1	2010 & 2015 Lead Emission Inventory by Major Source Category – Los Angeles County (TPY)	3-7
Table 3-2	2010 Lead Emissions by Facility Emitting Over One Pound Per Year – Los Angeles County	3-9
Table 3-3	2008, 2010 & 2015 Lead Emission Inventory for Piston Engine Aircrafts – Los Angeles County (TPY)	3-11
Table 5-1	Dispersion Model Results by Facility for Demonstrating NAAQS Attainment (2015)	5-6
Table 6-1	Comparison between Rehrig lead concentrations and the corresponding maximum lead levels at all Exide locations	6-8
Table 6-2	Comparison of AQMD Rule 1420.1 with AQMD Rule 1420, the 2008 Lead NAAQS, and the NESHAP for Secondary Lead Smelters	6-20

LIST OF FIGURES

Figure 1-1	Boundaries of the South Coast Air Basin and Lead Nonattainment Areas	1-3
Figure 2-1	Location of all AQMD's network lead monitoring sites in the Los Angeles County portion of the Basin since 1975	2-3
Figure 2-2	Monthly average Total Suspended Particulate (TSP) lead concentrations at all network sites in the Los Angeles County Portion of the Basin from 1975 to 2011	2-5
Figure 2-3	Location of all source-oriented sites operated by AQMD	2-8
Figure 2-4	Monthly average Total Suspended Particulate (TSP) lead concentrations at all source-oriented sites from 1991 to 2011	2-10
Figure 2-5	Location of all fence-line monitoring sites operated near Exide Technologies (Vernon facility)	2-12
Figure 2-6	Fence-line 30-day rolling average lead concentrations at the Exide recycling battery facility	2-13
Figure 2-7	Location of all fence-line monitoring stations operated near Quemetco Inc.	2-15
Figure 2-8	Fence-line 30-day rolling average lead concentrations at the Quemetco recycling battery facility	2-16
Figure 5-1	Summary of Dispersion Model Results by Facility	5-4
Figure 5-2	Highest monthly average lead concentrations measured near the Exide facility in Vernon	5-6
Figure 6-1	Comparison between Rehrig lead concentrations and the corresponding maximum lead levels at all Exide locations	6-7
Figure 6-2	Demonstration of RFP for Exide	6-15
Figure 6-3	Demonstration of RFP for Quemetco	6-16

EXECUTIVE SUMMARY

Introduction

Lead Air Quality and Regulatory Background

Guide to the 2012 Lead SIP

Questions and Answers Regarding the 2012 Lead SIP

INTRODUCTION

This executive summary includes:

- Background information regarding recent changes to the National Ambient Air Quality Standards (NAAQS) for lead, the nonattainment area for lead in the South Coast Air Basin (Basin), and other relevant regulatory background;
- A quick guide to the 2012 lead State Implementation Plan (SIP) for Los Angeles County- (2012 Lead SIP);
- Questions and answers concerning this 2012 lead SIP

LEAD AIR QUALITY AND REGULATORY BACKGROUND

The federal Clean Air Act (CAA) requires U.S. Environmental Protection Agency (EPA) to set National Ambient Air Quality Standards for lead and five other criteria pollutants considered harmful to public health and the environment (the other pollutants are ozone, particulate matter (including PM₁₀ and PM_{2.5}, nitrogen dioxide, carbon monoxide, and sulfur dioxide). The law also requires EPA to periodically review the standards and the latest scientific information to ensure that they provide adequate health and environmental protection, and to update those standards as necessary.

Lead is a criteria pollutant and is also identified as a carcinogenic Toxic Air Contaminant (TAC) by the California Office of Environmental Health Hazard Assessment (OEHHA). The EPA promulgated the initial lead standard of 1.5 micrograms per cubic meter ($\mu\text{g}/\text{m}^3$) in 1978. On October 15, 2008 (73 FR 66964; November 12, 2008), EPA tightened the standard by reducing it to 0.15 $\mu\text{g}/\text{m}^3$, and changing the form of the standard to a rolling 3-month average rather than the previous quarterly average. Once EPA establishes or revises a NAAQS, pursuant to section 107(d) of the CAA, EPA must designate as “nonattainment” those areas that violate the NAAQS and those nearby areas that contribute to violations.

On December 31, 2010, the EPA designated a portion of Los Angeles County, excluding the high desert areas, San Clemente and Santa Catalina Islands (Southern Los Angeles County), as nonattainment for the 2008 lead NAAQS based on monitored air quality data from 2007-2009 that indicated a violation of the NAAQS for two large lead-acid battery recycling facilities. The CAA requires areas classified as nonattainment to attain the lead standard as expeditiously as practicable and within CAA deadlines, which in the case of Los Angeles County is no later than December 31, 2015. The South Coast Air Quality Management District (AQMD) is the regional air agency responsible for air quality planning and regulations of stationary sources in the Orange County, Los Angeles County, and portions of San Bernardino and Riverside Counties. Any state containing an area designated as nonattainment must develop and submit a SIP within 18 months of the effective date of the nonattainment designation, meeting the requirements of part D, Title 1, of the CAA. Accordingly, the SIP for lead must be submitted to EPA by July 1, 2012.

The purpose of this SIP is to outline the strategies, planning and pollution control activities needed to demonstrate attainment of the lead NAAQS as expeditiously as practicable, but no

later than December 31, 2015. The AQMD's SIP submittal process includes a public workshop, 30 days public notice, and a public hearing before the AQMD Governing Board prior to submittal to CARB, who then submits it to EPA.

GUIDE TO THE 2012 LEAD SIP

The 2012 Lead SIP addresses the recent revision to the lead NAAQS, and outlines the strategies, planning and pollution control activities that demonstrate attainment of the lead NAAQS before December 31, 2015. This document is organized into six chapters, each addressing a specific topic. The following summarizes the purpose and contents of each chapter:

Chapter 1, "Introduction," describes the purpose of the 2012 lead SIP and some brief background information on the lead nonattainment area, the history of lead NAAQS, the history and impact of lead control efforts, and the CAA planning requirements for nonattainment areas.

Chapter 2, "Lead Air Quality in Los Angeles County," discusses the lead air quality as measured by monitors in Los Angeles County as well as historical trends in ambient lead concentrations.

Chapter 3, "Lead Inventory," estimates current emissions of lead by different sources and source categories, and provides projections of future year emissions.

Chapter 4, "Lead Control Strategy," presents the overall attainment strategies in achieving the emission reductions necessary for the attainment of the revised NAAQS for lead by 2015.

Chapter 5, "Future Ambient Lead Concentrations," describes the modeling approach and modeling results used to demonstrate attainment of the lead NAAQS under the control strategy described in Chapter 4.

Chapter 6, "Clean Air Act Requirements," discusses specific federal requirements and how they are satisfied by this 2012 Lead SIP.

QUESTIONS AND ANSWERS REGARDING THE 2012 LEAD SIP

Why is this 2012 Lead SIP being prepared?

On December 31, 2010, EPA designated the Los Angeles County portion of the Basin as nonattainment for the 2008 Lead NAAQS. The federal CAA requires lead nonattainment areas to prepare a SIP outlining the strategies, planning and pollution control activities that demonstrate attainment of the lead NAAQS.

Is lead air quality improving?

Yes. Over the past forty years, the lead air quality in the Basin has dramatically improved due to comprehensive control strategies implemented to reduce pollution from mobile and stationary sources. There have been no violations of the federal and state ambient air quality standards at the AQMD's regional air monitoring stations since 1982. The reduction before 1990 is largely due to the phase-out of lead from gasoline for on-road vehicles. Substantial emission reductions have also been achieved due to enhanced controls in the metals processing industry.

AQMD has been collecting lead monitoring data in the Los Angeles County portion of the South Coast Air Basin since 1975 throughout its regional monitoring network. Trends in monthly average lead concentrations for all available network sites show that lead levels have been reduced by two orders of magnitude since 1975 (from values as high as $7.49 \mu\text{g}/\text{m}^3$ in 1976 to an urban background level of about $0.01 \mu\text{g}/\text{m}^3$). Although past controls have resulted in substantial lead emission reductions, the revised 2008 NAAQS for lead of $0.15 \mu\text{g}/\text{m}^3$ resulted in the Los Angeles County's non-attainment designation for the 2008 federal lead NAAQS. This designation was not due to AQMD's regional network lead monitors, but instead was based on AQMD's source-oriented monitors near specific facilities. These monitors have shown that emissions from two large lead-acid battery recycling facilities, Exide Technologies (located in the City of Vernon) and Quemetco Inc. (City of Industry), have exceeded and have the potential to exceed the new federal lead NAAQS. As a result, the AQMD Governing Board adopted Rule 1420.1 in November 2010 which applies to these large lead-acid battery recycling facilities. The purpose of the rule is to protect public health by reducing exposure to lead, and to provide the additional emissions reductions necessary to ensure the Basin can achieve and maintain the revised lead standards.

What are the major sources contributing to lead nonattainment areas and what is the overall control strategy to meet the revised lead air quality standards?

Based on monitoring data, the AQMD staff has identified large lead-acid battery recycling facilities as the only source of lead in the Basin that have caused or have the potential to cause exceedances of the new lead NAAQS. Therefore, the overall control strategy relies upon emission reductions from large lead-acid battery recycling facilities which have already been addressed through the 2010 adoption AQMD Rule 1420.1 – Emissions Standard for Lead From Large Lead-Acid Battery Recycling Facilities.

What are the main challenges for attainment of lead standards?

The main challenge for future attainment of the lead standard is the inherent uncertainties in quantifying fugitive dust emissions. Given the difficulty in quantifying fugitive lead emissions, and given the known importance of fugitive emissions at lead-acid battery recycling facilities, the ambient monitors required by AQMD Rule 1420.1 provide the most effective means of ensuring compliance with the NAAQS since they capture all lead emissions. As a result, this attainment demonstration relies heavily on ambient monitoring to capture the direct impact of fugitive and all other emissions on ambient concentrations, in a manner similar to, but more stringent, than federal requirements for NAAQS monitoring.

CHAPTER 1

INTRODUCTION

Purpose

Setting / Population

The Lead Nonattainment Area

History of Lead NAAQS

Emission Sources

Lead Health Effects

History of Control Efforts

Impact of Control Efforts

CAA Planning Requirements Addressed by this SIP

State Law Requirements

PURPOSE

The Clean Air Act (CAA) requires the U.S. Environmental Protection Agency (EPA) to set National Ambient Air Quality Standards (NAAQS) for lead and five other criteria pollutants as well as any criteria pollutants that EPA may identify in the future. The law also requires EPA to periodically review the existing standards and the latest scientific information to ensure that they provide adequate health and environmental protection, and to update those standards as necessary.

The EPA established the initial lead standard of 1.5 micrograms per cubic meter ($\mu\text{g}/\text{m}^3$) in 1978. Since then, scientific evidence about lead health effects, environmental effects, and lead in the air has expanded dramatically, and shows that adverse effects occur at much lower levels of lead in the blood than previously thought. As a result, the EPA revised the lead NAAQS on October 15, 2008 (73 FR 66964; November 12, 2008) significantly strengthening the standard from 1.5 $\mu\text{g}/\text{m}^3$ to 0.15 $\mu\text{g}/\text{m}^3$. In conjunction with strengthening the lead NAAQS, EPA also established new criteria for the siting of ambient lead monitors. EPA found that the pre-existing ambient lead monitoring networks were inadequate for determining whether many areas are meeting the revised lead NAAQS. Additional monitors meeting the new network siting requirements were to begin operation January 1, 2010.

On December 31, 2010, the EPA designated the Los Angeles County portion of the South Coast Air Basin, excluding San Clemente and Santa Catalina Islands (Southern Los Angeles County), as nonattainment for the 2008 Lead NAAQS based on monitored air quality data from 2007-2009, indicating a violation of the NAAQS, pursuant to section 107 (d)(1) of the CAA.

The AQMD is the air agency responsible for air quality planning and regulations of stationary sources in the Orange County, Los Angeles County, and portions of San Bernardino and Riverside Counties. The Purpose of this State Implementation Plan (SIP) is to outline the strategies, planning and pollution control activities that demonstrate attainment of the lead NAAQS as expeditiously as practicable, but no later than December 31, 2015. The SIP will be submitted to EPA upon approval by AQMD's Governing Board and the California Air Resources Board (CARB).

SETTING /POPULATION

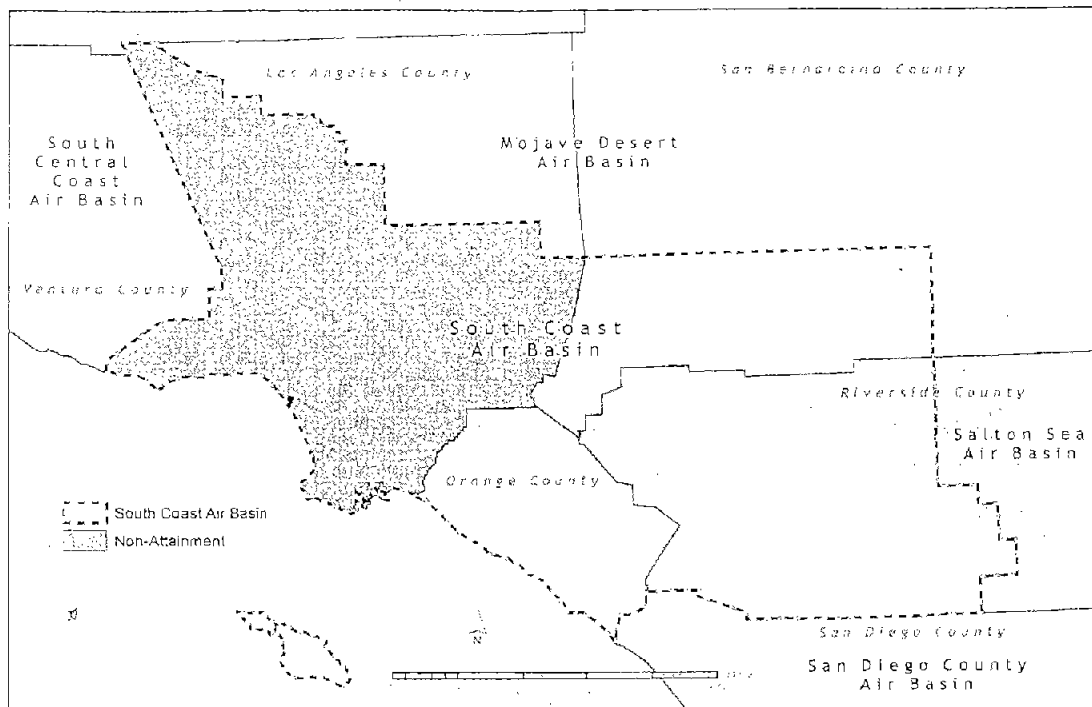
The AQMD jurisdiction covers an area of approximately 10,743 square miles, consisting of the four-county South Coast Air Basin (Basin), and the Riverside County portions of the Salton Sea Air Basin (SSAB) and Mojave Desert Air Basin (MDAB). The Basin, which is a sub-region of the AQMD's jurisdiction, is bounded by the Pacific Ocean to the west and the San Gabriel, San Bernardino, and San Jacinto mountains to the north and east. It includes all of Orange County and the non-desert portions of Los Angeles, Riverside, and San Bernardino counties. The Riverside county portion of the SSAB is bounded by the San Jacinto Mountains in the west and spans eastward up to the Palo Verde Valley. The federally

designated nonattainment area for lead consists only of the Los Angeles County portion of the Basin, excluding San Clemente and Santa Catalina Islands (Southern Los Angeles County).

The AQMD portion of Los Angeles County, where the major lead emissions sources are located, is surrounded by mountains which act as barriers to airflow between the Basin and Mojave Desert. Although there are a limited number of gaps in these mountains where transport has been documented, transport of lead emissions from the South Coast into the Mojave Desert is highly unlikely, given the size and weight of lead particles and the rapid decrease in concentration with distance from a source. As a result, emission sources in the Los Angeles County are not expected to have an impact on lead concentrations in the Mojave Desert portion of the County.

The South Coast Air Basin region is shown in Figure 1-1 with the lead nonattainment areas highlighted.

FIGURE 1-1
Boundaries of the South Coast Air Basin
and Lead Nonattainment Areas



Population

Since the end of World War II, the Basin has experienced faster population growth than the rest of the nation. Although growth has slowed somewhat, the region's population is expected to increase significantly through 2020. Table 1-1 shows the projected growth based on Southern California Association of Government's (SCAG) regional growth forecast.

Population exposure to air pollutants has declined significantly over the years, primarily due to the impacts of federal, state, and regional air quality control programs. Although population exposure to pollution has been substantially reduced in the Basin through several decades of implementing pollution controls, increases in the population over that time have made overall emission reductions more difficult. Many sources, such as major stationary sources and automobiles, have significantly reduced emissions through technology advances.

TABLE 1-1
Population Growth

Year	1990	2000	2010	2013	2015
Population	13.0 million	14.8 million	16.9 million	17.3 million	17.6 million

THE LEAD NONATTAINMENT AREA

In May 2010, CARB recommended to EPA that the Los Angeles County portion of the South Coast Air Basin, excluding San Clemente and Santa Catalina Islands (Southern Los Angeles County), be designated as nonattainment for the 2008 lead NAAQS based on air quality data from 2007-2009. CARB's recommendation was based on data from Federal Reference Method (FRM) or Federal Equivalent Method (FEM) monitors located in the state. The 2008 lead NAAQS requires full attainment no later than December 31, 2015. Demonstration of attainment is based on measurements using a rolling 3-month averaging form of the standard to be evaluated over a 3-year period. Ambient measurement data are to be produced by EPA-required monitoring networks within each state which consist of both source-oriented and population monitors.

HISTORY OF LEAD NAAQS

The CAA requires EPA to set national air quality standards for lead and five other pollutants considered harmful to public health and the environment [(the other pollutants are ozone, particulate matter (including PM₁₀ and PM_{2.5}), nitrogen dioxide, carbon monoxide, and sulfur dioxide)]. The law also requires EPA to periodically review the existing standards to ensure that they provide adequate health and environmental protection, and to update those standards as necessary.

The CAA established two types of NAAQS for lead and other criteria pollutants. Primary standards set limits to protect public health, including the health of "sensitive" populations such as asthmatics, children, and the elderly. Secondary standards set limits to protect public welfare, including protection against visibility impairment, damage to animals, crops, vegetation, and buildings. To provide increased protection against lead-related welfare effects, EPA revised the secondary standard to be identical in all respects to the revised primary standards. Once EPA establishes or revises a primary and/or secondary NAAQS, pursuant to section 107(d) of the CAA, EPA must designate as "nonattainment" those areas that violate the NAAQS and those nearby areas that contribute to violations. In addition,

CARB is authorized to establish state ambient air quality standards which may be more stringent than the federal standards.

The following provides a brief summary of the lead NAAQS history:

- In 1970, CARB set the state ambient air quality standard for lead at $1.5 \mu\text{g}/\text{m}^3$ based on a 30-day average.
- On October 1978, EPA promulgated primary and secondary NAAQS for lead under section 109 of the Act (43 FR 46246). Both primary and secondary standards were set at a level of $1.5 \mu\text{g}/\text{m}^3$ based on a quarterly average (maximum arithmetic mean averaged over a calendar quarter).
- On October 2008, EPA amended the NAAQS for lead from $1.5 \mu\text{g}/\text{m}^3$ to $0.15 \mu\text{g}/\text{m}^3$ requiring attainment by December 31, 2015 using a rolling 3-month averaged evaluated over 3 year period.
- On May 2010, CARB recommended to the EPA that the South Coast portion of Los Angeles County be designated as nonattainment for the 2008 federal lead standard.
- On December 31, 2010, EPA designated the Los Angeles County portion of the South Coast Air Basin, excluding San Clemente and Santa Catalina Islands (Southern Los Angeles County), as nonattainment for the 2008 lead NAAQS requiring attainment no later than December 31, 2015.

EMISSION SOURCES

Lead is a metal found naturally in the environment and present in some manufactured products. There are a variety of activities that can contribute to lead emissions, which are grouped into two general categories, stationary and mobile sources. Stationary sources can be further grouped into “point” and “area” sources. Point sources have one or more identified and fixed pieces of equipment and emission points at a permitted facility. Area sources consist of widespread and numerous smaller emission sources, such as smaller facilities, households, or other land uses. Mobile sources can also be grouped into two major categories, “on-road” and “other” mobile sources. On-road mobile sources include light-duty automobiles; light-, medium-, and heavy-duty trucks; and motorcycles. Examples of “other” mobile sources include aircraft, locomotives, construction equipment, mobile equipment, and off-road recreational vehicles.

Emissions of lead have dropped substantially over the past forty years. The reduction before 1990 is largely due to the phase-out of lead as an anti-knock agent in gasoline for on-road automobiles. Substantial emission reductions have also been achieved due to enhanced controls in the metals processing industry. However, with the recent strengthening of the NAAQS for lead, additional reductions may be needed to maintain attainment of the federal lead air quality standards.

Historically, the major source of lead air emissions has been gasoline-powered motor vehicles. Motor vehicle emissions of lead have been dramatically reduced due to the phase-

out of leaded gasoline, but lead is still used as an additive in general aviation gasoline (avgas) and remains as a trace contaminant in other fuels. Avgas is only utilized in general aviation aircraft with piston engines, which are generally used for instructional flying, air taxi activities, and personal transportation. Emissions of lead from piston-engine aircraft using leaded avgas comprise approximately half of the national inventory of lead emitted to the air.

Sources of lead from stationary sources are mainly from larger industrial sources including but not limited to, metals processing, particularly primary and secondary lead smelters. Lead can also be emitted from sources, such as iron and steel foundries; primary and secondary copper smelters; industrial, commercial, and institutional boilers; waste incinerators; glass manufacturing; refineries, and cement manufacturing. The lead-acid battery recycling industry has been determined by AQMD staff to be the highest stationary source emitters of lead in Los Angeles County. Staff's analysis has shown this industry to be the only known stationary source category that has the potential to cause violations of the new lead NAAQS. The lead emission sources in the nonattainment area are described in Chapter 3.

LEAD HEALTH EFFECTS

Lead is generally emitted in the form of particles, which can end up being deposited in the human lung as well as in water, soil, and dust. Human exposure to lead occurs in a variety of ways with common routes being that of inhalation and ingestion. Once in the body, lead is quickly absorbed into the bloodstream and can result in a broad range of adverse health effects. The most widely used indicator of lead exposure in many studies is the amount of lead measured in whole blood because of the direct relationship between blood lead (PbB) levels and health effects. Clinical effects resulting from high-level lead exposure include nervous and reproductive system disorders, neurological and physical developmental effects, cognitive and behavioral changes, and hypertension. Young children are especially susceptible to the effects of environmental lead because they are more vulnerable to certain biological effects of lead including learning disabilities, deficits in IQ, and behavioral problems.¹ Based on studies reviewed by the EPA's Clean Air Scientific Advisory Committee (CASAC), it was concluded that a "population loss of 1-2 IQ points" resulting from exposure to ambient air lead concentrations "is highly significant from a public health perspective."

Under the federal CAA, lead is classified as a "criteria pollutant." Lead has observed health effects at ambient concentrations. The EPA has thoroughly reviewed the lead exposure and health effects research which indicates that PbB concentrations in a range of 5-10 µg/dL, or possibly lower, could likely result in neurocognitive effects in children. The report further states that "there is no level of lead exposure that can yet be identified with confidence, as clearly not being associated with some risk of deleterious health effects."²

¹ Environmental Protection Agency, "Lead in Air," (<http://www.epa.gov/air/lead/health.html>), June 12, 2009.

² Environmental Protection Agency, Office of Research and Development, "Air Quality Criteria Document for Lead, Volumes I-II," October 2006.

The EPA has determined that a primary and secondary standard of $0.15 \mu\text{g}/\text{m}^3$ is requisite to provide an adequate margin of safety that would ensure the protection of public health from the health effects associated with lead exposure.³

HISTORY OF CONTROL EFFORTS

The CAA requires EPA to set national air quality standards for lead and five other pollutants considered harmful to public health and the environment (the other pollutants are ozone, particulate matter, nitrogen oxides, carbon monoxide, and sulfur dioxide). Federal, state and regional control efforts are designed to meet those standards by CAA-mandated deadlines. Below is a chronology of federal, state and regional lead control efforts relevant to the Basin, including the nonattainment area in Los Angeles County:

- In November 1970, CARB set the state ambient air quality standard for lead at $1.5 \mu\text{g}/\text{m}^3$ averaged over 30 days.
- In October 1978, EPA promulgated primary and secondary NAAQS for lead under section 109 of the Act (43 FR 46246). Both primary and secondary standards were set at a level of $1.5 \mu\text{g}/\text{m}^3$ averaged over a calendar quarter.
- In 1987, the California legislature adopted the Air Toxics “Hot Spots” Information and Assessment Act (AB 2588). The goals of the Act are to collect emissions data of toxic air contaminants (TACs), identify facilities having localized impacts, to determine health risks, and to notify affected individuals. Facilities with high health risks must reduce their risks to the community by incorporating risk reduction plans.
- In December 1990, AQMD adopted Rule 1401 – New Source Review of Toxic Air Contaminants. The rule applies to new, relocated, and modified permit units with TAC emissions. Lead was added to the Rule 1401 list of TACs in 1992.
- In September 1992, AQMD adopted Rule 1420 – Emissions Standard for Lead. The rule incorporated the state ambient air quality standard and required control devices on lead emission points, control efficiency requirements for lead control devices, housekeeping, and monitoring or modeling of ambient air quality.
- In October 1992, Office of Environmental Health Hazard Assessment (OEHHA) classified lead as a carcinogenic TAC.
- In January 1993, CARB adopted the Airborne Toxic Control Measure (ATCM) for Emissions of TAC Metals from Non-Ferrous Metal Melting.
- In April 1994, AQMD adopted Rule 1402 – Control of Toxic Air Contaminants from Existing Sources. The purpose of this rule is to reduce the health risk associated with emissions of TACs from existing sources by specifying health limits for cancer and non-cancer compounds applicable to total facility emissions and by requiring facilities to implement risk reduction plans to achieve specified risk limits, as required by the AB 2588 “Hot Spots” and this rule.

³ Environmental Protection Agency, “National Ambient Air Quality Standards for Lead; Final Rule,” 40 CFR Parts 50, 51, 53, and 58, November 2008.

- In April 1997, CARB identified lead compounds (including inorganic lead) as a TAC due to the health impacts associated with neurodevelopmental impairment in children, increased blood pressure in adults and cancer.
- In June 1997, EPA adopted the National Emissions Standards for Hazardous Air Pollutants (NESHAP) from Secondary Lead Smelting. The federal regulation required lead emission concentration limits of lead control devices, control of process fugitive emissions, monitoring, recordkeeping, and reporting.
- In September 1998, CARB established a cancer potency value of 1.2×10^{-5} per $\mu\text{g}/\text{m}^3$ for inorganic lead exposure.
- In March 2001, CARB developed "Risk Management Guidelines for New, Modified and Existing Sources of Lead".
- In October 2008, EPA amended the NAAQS for lead from $1.5 \mu\text{g}/\text{m}^3$ to $0.15 \mu\text{g}/\text{m}^3$ requiring attainment by December 31, 2015, using a rolling 3-month average evaluated over 3-year period.
- In November 2010, AQMD adopted Rule 1420.1 – Emissions Standard for Lead from Large Lead-Acid Battery Recycling Facilities. The purpose of this rule is to protect public health while ensuring attainment with the 2008 lead NAAQS.

IMPACT OF CONTROL EFFORTS

The ambient air quality standards for lead were set at $1.5 \mu\text{g}/\text{m}^3$ by both CARB and EPA in 1970, and 1978, respectively. Air pollution controls have had a positive impact on the Basin's air quality relative to lead. There have been no violations of the federal and state standards at the AQMD's regular air monitoring stations since 1982. The major reductions were due to removal of lead from gasoline, in addition to adoption of AQMD Rule 1420 - Emissions Standard for Lead. Although past controls have resulted in substantial lead emission reductions, the 2008 NAAQS for lead of $0.15 \mu\text{g}/\text{m}^3$ may require additional controls to ensure continued attainment of the federal lead air quality standards.

Air quality summaries for ambient lead in the nonattainment areas of the Basin as well as the health effects of lead are briefly discussed in Chapter 2.

CAA PLANNING REQUIREMENTS ADDRESSED BY THIS SIP

In November 1990, Congress enacted a series of amendments to the CAA intended to intensify air pollution control efforts across the nation. One of the primary goals of the 1990 CAA Amendments was an overhaul of the planning provisions for those areas not currently meeting NAAQS. The CAA identifies specific emission reduction goals, requires both a demonstration of reasonable further progress and an attainment demonstration, and incorporates more stringent sanctions for failure to attain or to meet interim milestones.

In October 2008, the EPA strengthened the NAAQS for lead from $1.5 \mu\text{g}/\text{m}^3$ to $0.15 \mu\text{g}/\text{m}^3$ requiring attainment by December 31, 2015, using a rolling 3-month average evaluated over a 3-year period. The Los Angeles County portion of the South Coast Air Basin, excluding

San Clemente and Santa Catalina Islands (Southern Los Angeles County), was designated as nonattainment for the 2008 lead NAAQS based on air quality data from 2007-2009.

There are several sets of general planning requirements, both for nonattainment areas [Section 172(c) and 191 of the CAA] and for implementation plans in general [Section 110(a) (2)]. These requirements are listed and very briefly described in Tables 1-2 and 1-3, respectively. The general provisions apply to all applicable pollutants unless superseded by pollutant-specific requirements.

TABLE 1-2
Nonattainment Plan Provisions
[CAA Section 172(c)]

Requirement	Description
Reasonably Available Control Measures (RACM)	Implementation of all reasonably available control measures as well as Reasonably Available Control Technology (RACT) as expeditiously as practicable.
Reasonable Further Progress (RFP)	Provision for reasonable further progress which is defined as "such annual incremental reductions in emissions of the relevant air pollutant as are required for the purpose of ensuring attainment of the applicable national ambient air quality standard by the applicable date."
Emission Inventory	Development and periodic revision of a comprehensive, accurate, current inventory of actual emissions from all sources.
Allowable emission levels	Identification and quantification of allowable emission levels for major, new, or modified stationary sources.
Permits for new and modified stationary sources	Permit requirements for the construction and operation of major new or modified stationary sources.
Other measures	Inclusion of all enforceable emission limitations and control measures as may be necessary to attain the standard by the applicable attainment deadline.
Contingency measures	Implementation of contingency measures to be undertaken in the event of failure to make reasonable further progress or to attain the NAAQS.

TABLE 1-3
General CAA Requirements for Implementation Plans

Requirement	Description
Ambient monitoring	An ambient air quality monitoring program. [Section 110(a)(2)(B)]
Enforceable emission limitations	Enforceable emission limitations or other control measures as needed to meet the requirements of the CAA [Section 110(a)(2)(A)]
Enforcement and regulation	A program for the enforcement of adopted control measures and emission limitations and regulation of the modification and construction of any stationary source to assure that the NAAQS are achieved. [Section 110(a)(2)(C)]
Interstate transport	Adequate provisions to inhibit emissions that will contribute to nonattainment or interfere with maintenance of NAAQS or interfere with measures required to prevent significant deterioration of air quality or to protect visibility in any other state. [Section 110(a)(2)(D)]
Adequate resources	Assurances that adequate personnel, funding, and authority are available to carry out the plan. [Section 110(a)(2)(E)]
Source testing and monitoring	Requirements for emission monitoring and reporting by the source operators. [Section 110(a)(2)(F)]
Emergency Authority	Ability to bring suit to enforce against source presenting imminent and substantial endangerment to public health or environment [Section (a)(2)(G)]
Plan revisions	Provisions for revising the air quality plan to incorporate changes in the standards or in the availability of improved control methods. [Section 110(a)(2)(H)]
Other CAA requirements	Adequate provisions to meet applicable requirements relating to new source review, consultation, notification, and prevention of significant deterioration and visibility protection contained in other sections of the CAA. [Section 110(a)(2)(I),(J)]
Impact assessment	Appropriate air quality modeling to predict the effect of new source emissions on ambient air quality. [Section 110(a)(2)(K)]
Permit fees	Provisions requiring major stationary sources to pay fees to cover reasonable costs for reviewing and acting on permit applications and for implementing and enforcing the permit conditions. [Section 110(a)(2)(L)]
Local government participation	Provisions for consultation and participation by local political subdivisions affected by the plan. [Section 110(a)(2)(M) & 121]
Equivalent techniques	Provisions allowing usage of equivalent modeling, emission inventory, and planning procedures, unless determined by the

Requirement	Description
	administrator that the techniques are, in the aggregate, less effective than the methods specified by the administrator. [Section 172(c)(8)]

EPA requires a public hearing on many of the required elements in SIP submittals before considering them officially submitted. The AQMD's SIP submittal process includes a public workshop, 30 days public notice, and a public hearing before the AQMD Governing Board prior to submittal.

The CAA requires SIPs for most nonattainment areas to demonstrate reasonable further progress (RFP) toward attainment through emission reductions phased in from the time of the SIP submission until the projected attainment date. The RFP requirements in the CAA are intended to ensure that the lead nonattainment area provide for sufficient emission reductions to attain the lead NAAQS. Chapter 6 provides an estimation of the emission levels at each of the milestone years compared to the CAA target levels, and how this SIP will demonstrate attainment.

The South Coast Air Basin portion of Los Angeles County, where the major lead emissions sources are located, is surrounded by mountains which act as barriers to airflow. Although there are a limited number of gaps in these mountains where transport has been documented, transport of lead emissions is highly unlikely, given the weight of lead particles and the rapid decrease in concentration with distance from a source. As a result, emissions sources in the South Coast portion of Los Angeles are not expected to have an impact on lead concentrations in other parts of the South Coast and as such will not be addressed in this SIP submittal.

STATE LAW REQUIREMENTS

The Health and Safety Code (H&SC) section 39607(e) requires CARB to establish and periodically review area designation criteria. Once CARB establishes health-based State ambient air quality standards to identify outdoor pollutant levels considered safe for the public, State law requires them to designate each area as attainment, nonattainment, nonattainment-transitional, or unclassified. In addition, H&SC section 39608 requires the CARB to use the designation criteria to designate areas of California and to annually review those area designations.

CARB made the first area designations for State ambient air quality standards (State standards) in 1989. Since then, CARB has reviewed the designations each year, making changes as needed. The California ambient air quality standard (CAAQS) for lead has remained the same at $1.5 \mu\text{g}/\text{m}^3$. However, the lead designation for the South Coast Air Basin (Los Angeles County portion only) was changed from attainment to nonattainment, based on data for the period 2006 to 2008, effective on September 25, 2010.

CHAPTER 2

LEAD AIR QUALITY IN LOS ANGELES COUNTY

Introduction

Ambient Measurements

Measurements at Source-Oriented Sites

Fence-line Measurements

Summary

INTRODUCTION

On October 15, 2008, EPA revised the National Ambient Air Quality Standard (NAAQS) for Total Suspended Particulate (TSP) lead, lowering it from 1.5 micrograms per cubic meter ($\mu\text{g}/\text{m}^3$) (calculated as a quarterly average) to a more stringent 0.15 $\mu\text{g}/\text{m}^3$ (rolling three-month average “not to be exceeded” over a three-year period) for both the primary and the secondary standard. The final rule was published in the Federal Register on November 12, 2008. The new rule and a revision on November 22, 2010 also established minimum requirements for lead monitoring, including monitoring adjacent to major lead emission sources (“source-oriented” monitors) emitting over 0.5 tons of lead per year. AQMD has been collecting TSP lead monitoring data in the Los Angeles County portion of the South Coast Air Basin since 1975 throughout its routine monitoring network. As described below, AQMD has also maintained source-oriented monitors at various industrial facilities over the past several years. For the most part, the AQMD’s existing lead monitoring network meets the new federal monitoring requirements for lead. The only exception was a new monitoring requirement leading to sampling at Van Nuys Airport, implemented in 2010 as described below.

In 1990, EPA requested that AQMD collect ambient air particulate samples near large lead handling facilities. As a result, long-term monitoring at sites located near several of these facilities (i.e. source-oriented sites) began in 1991. Also, additional lead sampling has been conducted by AQMD since the adoption of Rule 1420 (Emissions Standard for Lead) on September 11, 1992. The purpose of Rule 1420 is to reduce lead emissions from non-vehicular sources. It applies to all facilities that use or process materials containing lead, including primary or secondary lead smelters, foundries, and lead-acid battery manufacturers or recyclers, as well as facilities that produce lead-oxide, brass, and bronze. Under Rule 1420, facilities shall not discharge lead emissions into the atmosphere which cause ambient concentrations beyond the property line to exceed 1.5 $\mu\text{g}/\text{m}^3$ averaged over 30 consecutive days (30-day rolling average). This concentration reflects the current California Ambient Air Quality standard (CAAQS) for lead (also a “not to be exceeded” standard), which has a level that is consistent with, and a form that is more stringent than, the previous federal standard (1.5 $\mu\text{g}/\text{m}^3$ averaged over a calendar quarter).

Furthermore, on November 5, 2010, AQMD adopted Rule 1420.1 to establish additional requirements for large lead-acid battery recycling facilities (those that process or have ever processed 50,000 tons or more of lead per year), to protect public health, and to ensure attainment of the new 2008 NAAQS for lead in the Los Angeles County portion of the South Coast Air Basin. Rule 1420.1 requires total enclosures for any process associated with the preparation, recovery, refining, and storage of lead-containing material and requires pollution control devices on the enclosures and on lead emission point sources. Rule 1420.1 also includes housekeeping, monitoring potential lead emissions around the facility’s perimeter (i.e. fence-line monitoring), and recordkeeping requirements. The trigger level specified in Rule 1420.1 is 0.15 $\mu\text{g}/\text{m}^3$ averaged over any consecutive 30-day period (30-day rolling average). As of July 1, 2011, any battery recycling facility exceeding an ambient lead concentration of 0.12 $\mu\text{g}/\text{m}^3$ must submit a Compliance Plan identifying additional lead emission reduction measures, thereby helping to avoid potential subsequent violations of the federal standard.

The results of these sampling programs are summarized and discussed in this chapter. All information reported below refers to TSP lead measurements taken between 1975 and 2010 in the Los Angeles County portion of the South Coast Air Basin only. The discussion is divided into:

- Ambient measurements (non-source-oriented sites at permanent AQMD regional network monitoring stations that are not near local emissions sources)
- Source-oriented measurements (sites adjacent to lead-emitting facilities, beyond the property line, eligible for NAAQS comparison)
- Fence-line measurements (sites operated by the lead-emitting facility as required by AQMD rules 1420 or 1420.1, generally located just inside the fence-line on facility property or in non-public areas, and thus not eligible for NAAQS comparison)

AMBIENT MEASUREMENTS

Since 1975, AQMD has been measuring ambient lead concentrations at multiple locations (Figure 2-1), typically using a 1-in-6 day sampling schedule, but in some cases sampling more frequently. All sites shown in Figure 2-1 are part of AQMD's current or past monitoring network in the Los Angeles County portion of the South Coast Air Basin. The monitoring stations in Azusa, Burbank, Long Beach (North Long Beach Blvd.), Lynwood, and Los Angeles (North Main St.) have the longest continuous periods of record (Table 2-1).

calculated from daily (24-hour) average values downloaded from EPA's Air Quality System (AQS) database. A list of all available daily, one-month, and three-month average lead concentrations measured at all network sites since 1975 can be found in the supplemental CD provided with this document in Appendix I.

TABLE 2-1

AQMD's monitoring network sites in the Los Angeles County portion of the Basin measuring Total Suspended Particulate (TSP) lead since 1975 with available design values for the 2008-2011 timeframe

Site Name	Site Address	Sampling		Lead Design Value ($\mu\text{g}/\text{m}^3$) (2008-2010)*	Lead Design Value ($\mu\text{g}/\text{m}^3$) (2009-2011)^
		Start	End		
Azusa	803 N. Loren Ave., Azusa	01/04/80	12/27/09	NA	NA
Burbank	228 W. Palm Ave., Burbank	02/23/75	12/27/09	NA	NA
Compton	700 North Bullis Rd., Compton	11/02/08	Ongoing	NA	0.02
El Monte	915 Flair Dr., El Monte	01/13/85	06/09/89	NA	NA
Glendale	145 N. Howard St., Glendale	03/19/75	12/20/75	NA	NA
Glendora	840 Laurel, Glendora	12/05/80	03/31/84	NA	NA
Hawthorne	5234 W. 120th Street, Hawthorne	01/08/86	03/28/04	NA	NA
Lancaster	45547 N. Beech St., Lancaster	01/04/80	12/28/86	NA	NA
Lennox	11408 La Cienega Blvd., Los Angeles	01/04/80	10/28/85	NA	NA
Long Beach-Pine Ave.	2655 Pine Ave., Long Beach	02/11/75	03/27/78	NA	NA
Long Beach-N. LB Blvd.	3648 N. Long Beach Blvd., Long Beach	05/03/80	Ongoing	0.01	0.01
S. Long Beach	1305 E. Pacific Coast Hwy., Long Beach	08/07/03	Ongoing	0.01	0.01
Los Angeles-Selby Ave.	2050 Selby Ave., Los Angeles	02/23/75	10/18/80	NA	NA
Los Angeles-N. Main St.	1630 N. Main St., Los Angeles	01/04/80	Ongoing	0.02	0.02
LAX Hastings	7201 W. Westchester Pkwy., Los Angeles	04/15/04	Ongoing	0.01	0.01
Lynwood	11220 Long Beach Blvd., Lynwood	01/04/80	10/27/08	NA	NA
Pasadena-Cal. Tech.	Cal. Tech. (Keck Lab.), Pasadena	02/11/75	03/27/78	NA	NA
Pasadena-Walnut St.	1196 E. Walnut St., Pasadena	01/04/80	08/28/83	NA	NA
Pasadena-Wilson Ave.	752 S. Wilson Ave., Pasadena	04/11/82	12/28/86	NA	NA
Pico Rivera-SG River-a	3713 San Gabriel River Pkwy., Pico Rivera	01/04/80	04/22/05	NA	NA
Pico Rivera-SG River-b	4144 San Gabriel River Pkwy., Pico Rivera	09/19/05	Ongoing	0.02	0.02
Reseda	18330 Gault St., Reseda	01/04/80	04/26/86	NA	NA
Torrance	2300 Carson St., Torrance	02/11/75	09/23/78	NA	NA
West Los Angeles-Robertson	1535 Robertson Blvd., West Los Angeles	01/04/80	02/18/85	NA	NA
West Los Angeles-Wilshire	11301 Wilshire Blvd., Los Angeles	06/05/84	12/28/86	NA	NA

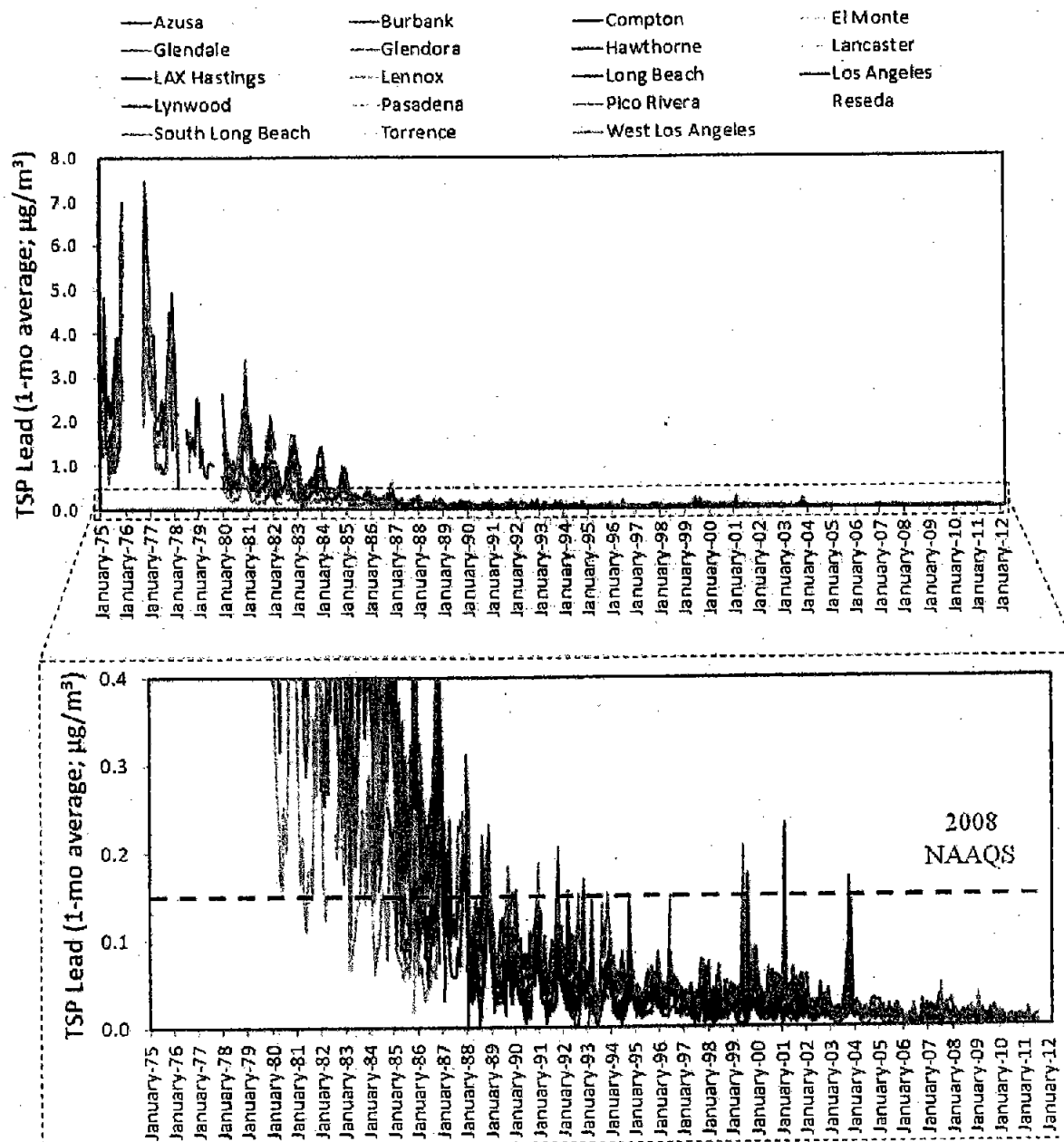
*Highest valid 3-month site-level mean over the most recent 36-month period (November 2007-December 2010)

^Preliminary value calculated as the highest valid 3-month site-level mean over the most recent 35-month period (November 2008-September 2011)

Lead data from October 2011 to December 2011 will be available soon

FIGURE 2-2

Monthly average Total Suspended Particulate (TSP) lead concentrations at all network sites in the Los Angeles County portion of the Basin from 1975 to 2011. The dotted line in the magnified portion of the graph represents the current 2008 NAAQS for lead ($0.15 \mu\text{g}/\text{m}^3$)



MEASUREMENTS AT SOURCE-ORIENTED SITES

TSP lead concentration data have been collected by AQMD during the past two decades in the vicinity of the following facilities, generally using the typical 1-in-6 day sampling schedule, but in some cases sampling more frequently:

- **Exide Technologies**
 - *Vernon Facility (2700 South Indiana Street, Vernon)*: this secondary lead smelter plant recycles lead batteries and other lead bearing material. Since February 1991, AQMD has operated source-oriented lead monitors at four locations at different distances from the facility's perimeter (Figure 2-3a). Sampling at three of these source-oriented sites is still ongoing (Table 2-2).
 - *Commerce Facility (5909 E Randolph St, Commerce)*: this is a lead oxide production facility. From January 1999 to May 2006, AQMD operated one lead monitoring site about 300 m north-west of the facility's perimeter (Table 2-2; Figure 2-3b).
- **Quemetco Inc. (720 South 7th Avenue, City of Industry)**
 - This secondary lead smelter plant recycles lead bearing scrap, primarily in the form of spent lead-acid batteries, and produces lead and lead alloy. AQMD has operated source-oriented sites around the facility at three locations since February 1991 (Figure 2-3c). Sampling at one of these sites is still ongoing (Table 2-2).
- **Trojan Battery (9440 Ann Street, Santa Fe Springs)**
 - This company designs and manufactures deep cycle batteries. AQMD has been operating a source-oriented site less than 100 m south-west of this facility since January 2001 (Table 2-2; Figure 2-3d).

It should be noted that current EPA monitoring requirements for lead include a requirement to monitor at all facilities emitting over 0.5 tons of lead per year, excluding airports for which a pilot program for measuring lead at specified airports was required. However, monitoring at all facilities emitting over 1.0 tons per year, including airports, is also required. Therefore, in 2010, a lead monitor was deployed at **Van Nuys Airport (16461 Sherman Way, Van Nuys)**, about 80 meters east of the main runway blast fence and downwind of the majority of the main runway (Table 2-2; Figure 2-3e). This is a general aviation airport where aircraft with piston-driven engines still use leaded avgas.

Trends in monthly-average TSP lead concentrations for all of AQMD's source-oriented sites are shown in Figure 2-4. Overall, lead levels have been reduced substantially since the early 1990s (from values as high as $3.66 \mu\text{g}/\text{m}^3$ in 1991 to concentrations that are close to or below $0.15 \mu\text{g}/\text{m}^3$ in 2011). This improvement reflects the reduction in lead emissions from large battery recycling facilities following the adoption of rules 1420 and 1420.1. However, as shown in Table 2-2, the 2008-2010 design value for lead calculated at the Exide-Rehrig station (about 15 m east of Exide Technologies in Vernon) was $2.49 \mu\text{g}/\text{m}^3$, which was well above the current 2008 NAAQS. The 2008-2010 design value for lead calculated for the Exide-AT&SF site (150 m north-east of the same facility) was substantially lower ($0.22 \mu\text{g}/\text{m}^3$), but still above the current federal standard.

The preliminary 2009-2011 design values in Table 2-2 show considerable improvement. The only site above the new 2008 NAAQS for lead is the Rehrig site at Exide Technologies with a three-year design value of $0.66 \mu\text{g}/\text{m}^3$. Furthermore, as shown in Figure 2-4, the most recent month of data (December 2011) at the Rehrig site is actually below the $0.15 \mu\text{g}/\text{m}^3$ level. Since lead is typically found in larger particles (those with an aerodynamic diameter larger than $2.5 \mu\text{m}$) its atmospheric concentration decreases rapidly from the point of release and, as a result, lead impacts are localized. With the exceptions listed above, monthly average lead concentrations at all AQMD's source-oriented sites have been below $0.15 \mu\text{g}/\text{m}^3$ since November 2008 and suggest a decreasing trend (Figure 2-4). Monthly average values at Van Nuys Airport have never exceeded $0.04 \mu\text{g}/\text{m}^3$.

The monthly average data shown in Figure 2-4 are not directly comparable to the three-month average form of the federal standard specified by EPA, but are provided to better illustrate long-term trends and the substantial reduction in the atmospheric concentration of lead that has occurred in the Los Angeles County portion of the South Coast Air Basin since the mid 70s. All lead measurements presented in this section have been calculated from daily (24-hour) average values measured by AQMD staff. Some of this special monitoring data is not available in AQS, but it has been included in the supplemental CD provided with this document, which also includes all available daily, one-month, and three-month average lead concentrations for all source-oriented sites. This data is public and can be requested through the Public Information Records Act request process.


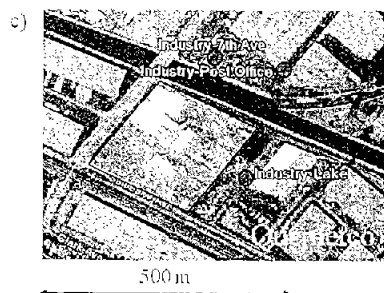




FIGURE 2-3

Location of all source-oriented sites operated by AQMD near:

- a) Exide technology (Vernon facility),
- b) Exide Technology (Commerce facility),
- c) Quemetco Inc.,
- d) Trojan Battery, and
- e) Van Nuys airport.

TABLE 2-2

AQMD's source oriented sites measuring Total Suspended Particulate (TSP) lead since 1991 with available design values for the 2008-2011 timeframe

Facility Name and Address	Source-oriented Site Name and Address	Sampling		Lead Design Value ($\mu\text{g}/\text{m}^3$) (2008-2010)*	Lead Design Value ($\mu\text{g}/\text{m}^3$) (2009-2011)*
		Start	End		
EXIDE TECH (VERNON) 2700 South Indiana Street, Vernon	Exide-Ayers 1 2249 Ayers Ave., Commerce	02/05/91	10/27/92	NA	NA
	Exide-Ayers 2 Ayers and Washington Intersection, Vernon	6/23/2008	Ongoing	NA	0.03
	Exide-AT&SF AT&SF Railroad Yard, Washington Blvd., Vernon	04/19/91	Ongoing	0.22	0.08
	Exide-Rehrig 4010 East 26th Street, Vernon, CA	11/14/2007	Ongoing	2.49	0.66
EXIDE TECH (COMMERCE) 5909 E Randolph St, Commerce	Exide-61st Street 61st St, Commerce	01/06/99	05/31/06	NA	NA
QUEMETCO INC. 720 S 7th Ave, Industry	Industry-7th Ave 500 S. 7th Ave, Industry**	2/17/1991^	Ongoing	NA**	0.11
	Industry-Lake Ave 14755 E. Salt Lake Ave, Industry	03/13/91	09/15/91	NA	NA
	Industry-Post office 500 S. 7th Ave, Industry**	01/06/99	12/26/00	NA	NA
TRIOJAN BATTERY 9440 Ann Street, Santa Fe Springs	Santa Fe Springs 9440 Santa Fe Springs Rd, Santa Fe Springs^^	01/01/01	Ongoing	0.12	0.12#
VAN NUYS AIRPORT 16461 Sherman Way, Van Nuys	Van Nuys Airport 16461 Sherman Way, Van Nuys	01/02/10	12/22/10	NA	NA

*Highest valid 3-month site-level mean over the most recent 38-month period (November 2007-December 2010)

#Preliminary value calculated as the highest valid 3-month site-level mean over the most recent 35-month period (November 2008-September 2011)
Lead data from October 2011 to December 2011 will be available soon

^Sampling was interrupted on October 1992 and resumed on January 2001

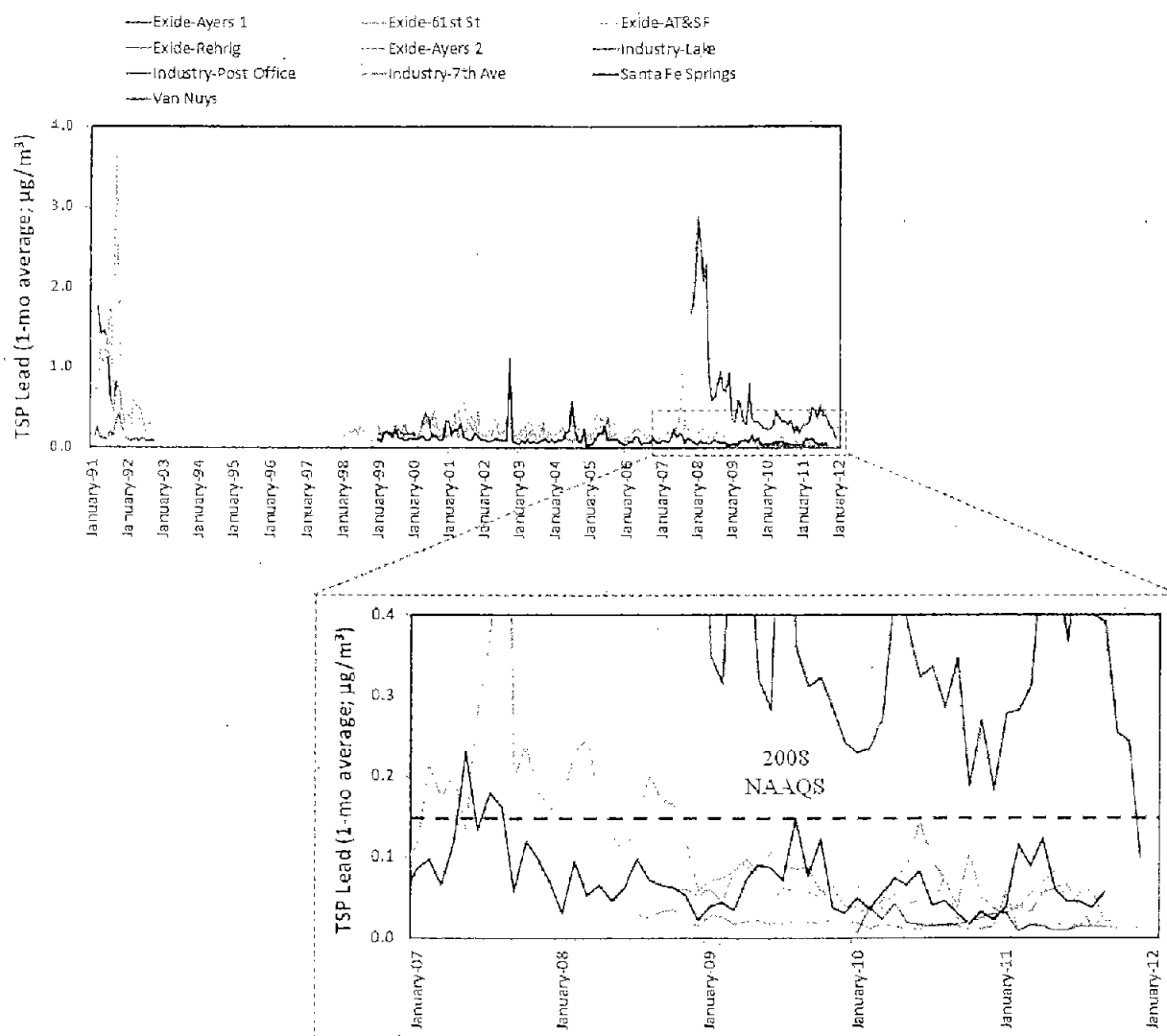
**Sampling was interrupted on December 2006 and resumed on October 2008

^^On 10/06/2003 sampler was moved move to a nearby location (same address)

^^On 01/01/2001 sampler was moved from 9440 Santa Fe Springs Rd to 9331 Santa Fe Springs Rd

FIGURE 2-4

Monthly average Total Suspended Particulate (TSP) lead concentrations at all source-oriented sites from 1991 to 2011. The dotted line in the magnified portion of the graph represents the current 2008 NAAQS for lead ($0.15 \mu\text{g}/\text{m}^3$)



FENCE-LINE MEASUREMENTS

Monitoring of TSP lead in close proximity to Exide Technologies (Vernon facility) and Quemetco Inc. (the two largest lead-acid battery recycling facilities in Los Angeles County) has been conducted by the facilities in accordance with AQMD Rules 1420 and 1420.1 for several years. Fence-line monitors are located at or inside the facility property line at the points of maximum expected ground level lead concentrations. They allow AQMD to identify specific areas of the recycling facility where lead emissions are particularly high. Since monitoring locations are generally sited on facility property in non-public areas the measurements are not considered ambient air by EPA's definition for NAAQS comparison purposes. The data from these sites is included here to show trends in ambient levels at additional monitoring locations to those operated by AQMD, and to show the effectiveness of AQMD rule requirements for monitoring and reducing lead emissions from these facilities.

Exide Technologies – Vernon Facility

Since January 2006, this plant has been operating between three and six fence-line lead monitors (AT&SF, SE, SW, New NE, New N, and MID) near the property line (Figure 2-5). An additional monitor (New NW) was added in May 2008 but ceased sampling in June 2008 (Table 2-3). Lead samples are collected on a 1-in-3 day schedule, although higher sampling frequency is required by Rule 1420.1 at sites where measured concentrations are repeatedly high.

Average lead concentrations (expressed as 30-day rolling averages) recorded at the fence-line monitors installed near the Exide facility have continuously exceeded the $0.15 \mu\text{g}/\text{m}^3$ over the majority of the sampling period (Figure 2-6). However, the most recent 30-day rolling averages from December 2011 have dropped below the limit established by Rule 1420.1, which became effective on January 1, 2012. The highest 30-day average TSP lead level ($2.41 \mu\text{g}/\text{m}^3$) was measured at the New N site in July 2009. Fugitive lead emissions from this battery recycling plant have been decreasing substantially since the initial measurements at Rehrig in 2009 and the adoption of Rule 1420.1 in 2010. As mentioned earlier, fugitive lead particles are relatively large, and tend to settle out quickly after they are emitted. As a result, the highest concentrations occur only in the immediate vicinity of an emission source, with concentrations dropping off rapidly with distance. In a recent guidance, EPA defined the critical transport distance for TSP lead as 2 miles.

FIGURE 2-5

Location of all fence-line monitoring sites (SW, MID, New N, New, NE, New NW, SE and AT&SF) operated near Exide Technologies (Vernon facility). The faded yellow area represents the perimeter of the facility




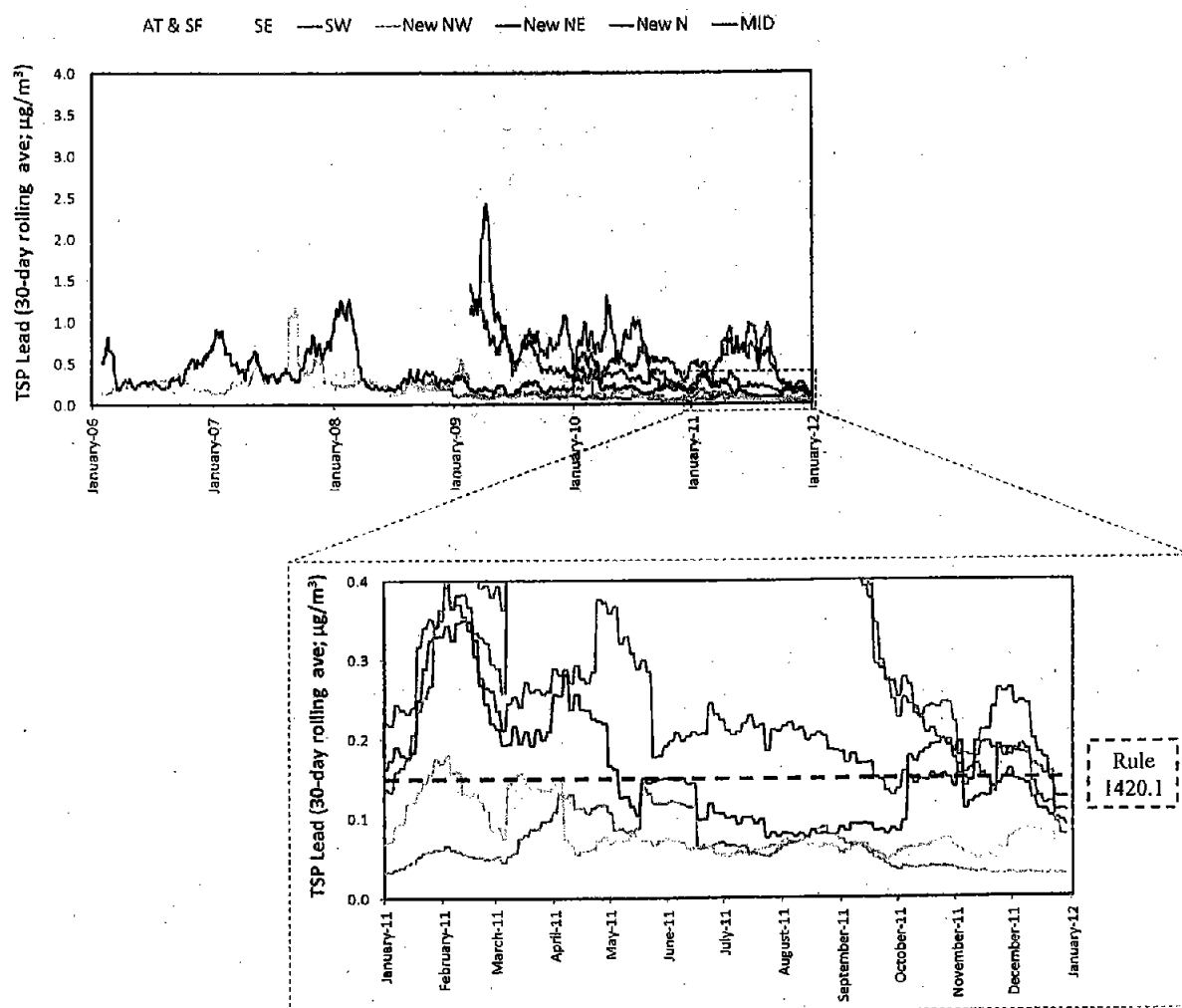
TABLE 2-3

Name and location of all fence-line and off-site monitoring stations operated by Exide Technologies (Vernon facility). Sampling at these locations has been conducted since 2006.

Site		Sampling	
Name	Monitoring Conducted by	Start	End
AT & SF	Exide	01/03/06	Ongoing
SE	Exide	01/03/06	Ongoing
SW	Exide	01/03/06	Ongoing
New NW	Exide	05/24/08	06/20/08
New NE	Exide	01/22/09	Ongoing
New N	Exide	01/22/09	Ongoing
MID	Exide	11/18/09	Ongoing

FIGURE 2-6

Fence-line 30-day rolling average lead concentrations at the Exide recycling battery facility. The dotted line in the lower portion of the Figure represents the current rule 1420.1 rule limit adopted by AQMD ($0.15 \mu\text{g}/\text{m}^3$)



Quemetco Inc.

This facility has been operating three fence-line lead monitors (Sites 1, 2 and 3) since May 2001 (Figure 2-7). An additional monitor (Site 4) was added in May 2003 and Site 3 was moved to the north-west corner of the plant and renamed as Site 5 on September 2007 (Table 2-4). Also in this case, lead samples are currently collected on a 1-in-3 day schedule per Rule 1420.1.

Figure 2-8 shows 30-day rolling average lead concentrations for all five fence-line monitors surrounding Quemetco Inc. The average levels have been decreasing in the past few years, and have been mostly below the Rule 1420.1 limit for the most recent six months of data. (Table 2-4) Quemetco. The highest 30-day average TSP lead concentration was $1.37 \mu\text{g}/\text{m}^3$ and was measured at Site 1 in January 2006. Generally, fence-line monitors #1 and #5 (closely located to the part of the plant where the recycling process occurs) have exhibited the highest average values. Fugitive lead emissions from this and other lead-acid battery recycling facilities have been decreasing substantially since the adoption of Rule 1420.1 in 2010.

FIGURE 2-7

Location of all fence-line monitoring stations (Sites 1, 2, 3, 4 and 5) operated near Quemetco Inc. The faded yellow area represents the perimeter of the facility.



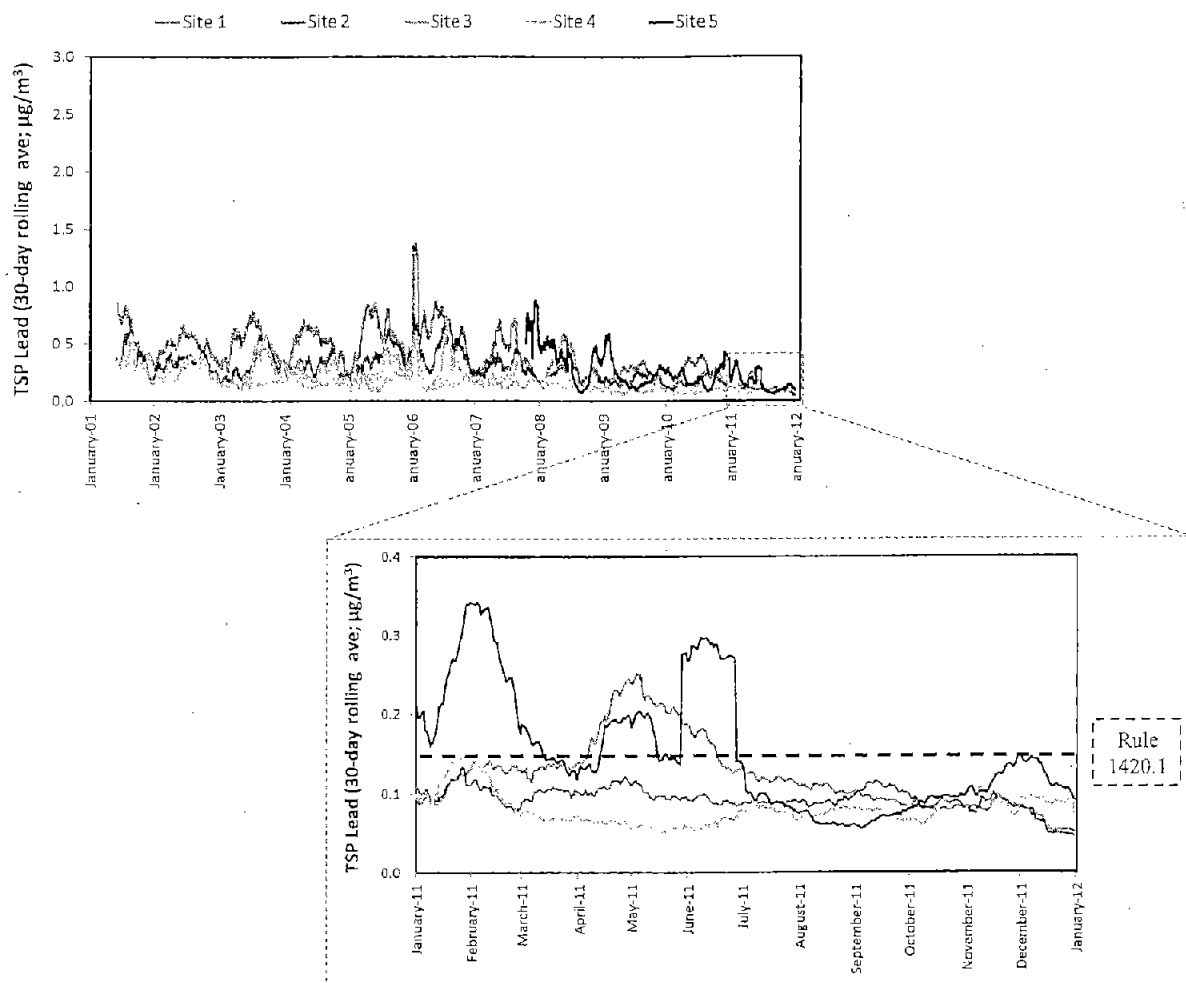
TABLE 2-4

Name and location of all fence-line monitoring stations operated by Quemetco Inc. Sampling at these locations has been conducted since 2001.

Site		Sampling	
Name	Monitoring Conducted by	Start	End
Site 1	Quemetco	05/09/01	Ongoing
Site 2	Quemetco	05/01/01	Ongoing
Site 3	Quemetco	05/01/01	18-Sep-07
Site 4	Quemetco	05/01/03	Ongoing
Site 5	Quemetco	09/21/07	Ongoing

FIGURE 2-8

Fence-line 30-day rolling average lead concentrations at the Quemetco recycling battery facility. The dotted line in the lower portion of the Figure represents the current rule 1420.1 rule limit adopted by AQMD ($0.15 \mu\text{g}/\text{m}^3$)



Note that since Trojan Batteries is not a lead-acid battery recycler and their throughput is below Rule 1420 criteria, no facility-operated fence-line monitor is required around or near its property line.

SUMMARY

The Los Angeles County portion of the South Coast Air Basin is the only area in California designated as non-attainment for the 2008 federal lead NAAQS ($0.15 \mu\text{g}/\text{m}^3$; measured as a rolling three-month average “not to be exceeded” over a three-year period). This nonattainment status is due to lead emissions from two large battery recycling facilities, Exide Technologies (located in the City of Vernon) and Quemetco Inc. (City of Industry). AQMD has jurisdiction over stationary sources in Los Angeles County and has been proactive in mitigating their impact on ambient lead concentrations through Rule 1420 (Emissions Standard for Lead) and Rule 1420.1, which applies specifically to large lead-acid battery recycling facilities. Although emissions from Exide and Quemetco are only recently below Rule 1420.1 limits, and are still causing a violation of the federal standard over the last three-year period, lead concentrations at all ambient network sites in the Los Angeles County portion of the Basin are well below the new 2008 NAAQS for lead, with typical levels of about $0.01 \mu\text{g}/\text{m}^3$. Therefore, based on the historical lead measurements in the Los Angeles County, it is clear that the only potential locations for NAAQS exceedances are in the vicinity of these two battery-recycling facilities that are subject to AQMD Rule 1420.1.

CHAPTER 3

LEAD INVENTORY

Introduction

Emission Inventories

Base and Future Year Emissions

Uncertainty in the Inventory

INTRODUCTION

This chapter summarizes emissions that occurred in the Los Angeles County portion of the South Coast Air Basin, excluding San Clemente and Santa Catalina Islands (Southern Los Angeles County), during the base year 2010, and projected emissions for 2015.

These inventory years are selected to comply with federal and state Clean Air Act requirements. The 2010 base year emissions inventory reflects adopted air regulations with current compliance dates as of 2010; whereas 2015 emissions inventory shows projected emissions based on growth factors and compliance requirements between 2010 and 2015.

The emissions inventory is divided into four major classifications: point, area, off-road, and on-road sources. The 2010 base year point source emissions are based principally on reported data from facilities. The 2010 on-road emissions are calculated using the CARB EMFAC2007 V2.3 emission factor and the transportation activity data provided by the Southern California Association of Governments (SCAG) from their modified 2004 Regional Transportation Plan (2004 RTP) as used in the 2007 AQMP.¹ The 2010 area source and off-road emissions are also calculated based on 2007 AQMP inventories and projections. These emissions were developed primarily based on estimated activity levels and emission factors. The future projections rely upon the 2004 RTP, and the planning assumptions and the best available information from CARB's EMFAC for the on-road mobile source emissions inventory, CARB's off-road model for the off-road mobile source emission inventory, the latest point source inventories, emission limits in adopted rules, air quality modeling analysis, and SCAG's growth forecast assumptions utilized in the 2007 AQMP. It should be noted that the draft 2012 RTP forecasts and EMFAC2011 are not used in this analysis since they were not finalized as of the preparation of the Draft Lead SIP, and the 2004 RTP and EMFAC2007 represent more conservative estimates.

EMISSION INVENTORIES

There are a variety of activities that can contribute to lead emissions, which are grouped into two general categories, stationary sources and mobile sources. Stationary sources can be further divided into "point" and "area" sources. Point sources have one or more identified and fixed pieces of equipment and emission points at a permitted facility which are reported to the AQMD through the Annual Emissions Reporting Program (AER).² Area sources consist of widespread and numerous smaller emission sources such as smaller permitted facilities, households, or other land uses. Mobile sources can also be grouped into two major categories, "on-road" and "other" mobile sources. On-road mobile sources include light-duty automobiles, light-, medium-, and heavy-duty trucks; and motorcycles. Examples of "other" mobile sources include aircraft, locomotives, construction equipment, mobile equipment, and off-road recreational vehicles.

¹ South Coast Air Quality Management District, "Final 2007 Air Quality Management Plan," June 2007.

² From AQMD's website, available at: <http://www.aqmd.gov/aer/aer.html>

Emissions of lead have dropped substantially over the past forty years. The reduction before 1990 is largely due to the phase-out of lead as an anti-knock agent in gasoline for on-road automobiles. Substantial emission reductions have also been achieved due to enhanced controls in the metals processing industry.

Historically, the major source of lead air emissions has been gasoline-powered motor vehicles. Motor vehicle emissions of lead have been dramatically reduced due to the phase-out of leaded gasoline, but lead is still used as an additive in general aviation gasoline (avgas) and remains as a trace contaminant in other fuels. Avgas is only utilized in general aviation aircraft with piston engines, which are generally used for instructional flying, air taxi activities, recreational flying, and personal transportation. Emissions of lead from piston-engine aircraft using leaded avgas comprise approximately half of the national inventory of lead emitted to the air.

Sources of lead from stationary sources are mainly from larger industrial sources including but not limited to, metals processing, particularly primary and secondary lead smelters. Lead can also be emitted from sources such as iron and steel foundries; primary and secondary copper smelters; industrial, commercial, and institutional boilers; waste incinerators; mineral processes & glass manufacturing; and refineries. The lead-acid battery recycling industry has been determined by AQMD staff to be the highest stationary source emitters of lead in Los Angeles County. Staff's analysis has shown this industry to be the only known stationary source category that has the potential to cause violations of the new lead NAAQS.

BASE AND FUTURE YEAR EMISSIONS

For the purpose of this SIP, the baseline for lead emissions was set at 2010. Table 3-1 shows the 2010 lead emissions inventory and projected 2015 lead emissions inventory by major source category. Overall, about 4.25 tons per year (TPY) of primary lead emissions are emitted by mobile sources which accounts for 23 percent of the total lead inventory for the Los Angeles County. Within the mobile source category, emissions from aircraft make up about 93 percent of all mobile source emissions. This is due to the fact that lead is still used as an additive in general aviation fuel (avgas) for aircraft with piston engines. Seventy seven percent of total lead inventory is attributed to stationary sources with a 90 percent contribution from construction and demolition and paved road dust.

Stationary Sources

The 2010 base year stationary source emissions presented in this chapter are based on the emissions data reported by each facility in the AQMD's 2010 AER program. Facilities calculate and report their emissions primarily based on their throughput data (e.g. fuel usage, material usage), appropriate emissions factors or source tests, and control efficiency (if applicable). Table 3-2 provides Los Angeles County 2010 lead emissions for all facilities with reported lead emissions over one pound per year. In 2010, no facility reported lead emissions greater than 0.50 TPY, the threshold for monitoring under EPA regulations to evaluate compliance with the lead NAAQS. Inventories in previous years showed Exide

Technologies emitting over 0.50 TPY, and the AQMD continues to monitor at Exide even though the recent lower emissions inventory does not require it under the federal regulation.

The nonattainment status in the Los Angeles County is based on lead emissions from two large lead battery recycling facilities, Exide Technologies and Quemetco Inc., and fugitive lead emissions are believed to be a major source of lead at these two facilities. Given the fact that fugitive emissions cannot be readily captured or directly measured, they are challenging to estimate. As such, the methodology in the EPA document titled: "Development of the RTR Emissions Dataset for the Secondary Lead Smelting Source Category", used for development of Secondary Lead Smelting NESHAP was used by AQMD staff to estimate fugitive emissions from these two facilities.³ The document uses data collected by EPA on June of 2010 as part of an information collection request (ICR) pursuant to section 114 of the CAA to six companies who own 14 secondary lead smelting facilities operating in the United States. The emissions and process data collected under the ICR were used to develop site-specific baseline emissions estimates for each of the facilities. The fugitive emission estimation methodology evaluated the estimates of fugitive lead emissions that were submitted by each facility under the 2010 ICR program, and selected the ones that seemed reasonable and relatively complete. Due to the lack of reasonable estimates at nine facilities and the large amount of variability in emissions estimates and methodologies between the other facilities, the emissions provided by one facility were selected as a model for estimating fugitive emissions at all other facilities. Each facility was compared to the model facility and an estimate of total lead fugitives was calculated based on a number of factors that described the activity level at the facility. The lead emission estimates for each facility were calculated by multiplying the fugitive lead emissions rate for the model facility (0.71 tons/yr) by a site-specific size factor, enclosure factor, and housekeeping factor.

The size factors were developed based on the activity level of each facility based on several factors (e.g. vehicle traffic, facility footprint and arrangement, as well as other factors) supplied in the ICR. The size factors developed for Exide (Vernon) and Quemetco were 1.84 and 1.19, respectively.

The information provided by each facility regarding the degree of containment of secondary lead smelting processes was used to categorize the facilities as having Level 1 enclosure, Level 2 enclosure, or Level 3 enclosure. Level 3 enclosure is consistent with the enclosure requirements identified in Rule 1420.1. The facilities categorized as having Level 3 enclosure generally have complete enclosures with negative pressure for all their process activities. A factor of 0.25 was assigned to facilities with total enclosures for all processes (level 3) which reflects 75% reduction from total enclosure. Total enclosures can provide up to 99% control of fugitive emissions from the source inside a building, however, this factor was chosen for our facilities as a reasonable conservative estimate.

A housekeeping factor was also developed to characterize the level of work practices implemented by each facility to control fugitive emissions. Factors ranging from 1.0 (work practices consistent with the NESHAP) to 0.2 (work practices far beyond the NESHAP) were

³ From EPA's website, available at <http://www.regulations.gov/#!documentDetail;D=EPA-HQ-OAR-2011-0344-0163>

applied to the fugitive lead estimates in order to reflect reductions that are likely to occur due to the work practices in place at each facility. A housekeeping factor of 0.2 is consistent with practices specified in Rule 1420.1. However, in the EPA document, a housekeeping factor of 0.5 was used for Exide since at the time, Exide had not yet incorporated all of the enhanced housekeeping measures. In consultation with EPA, it is appropriate to use the housekeeping factor of 0.2 in the calculation, since both facilities are now required to implement the measures in Rule 1420.1.⁴

Using the EPA formula, estimated fugitive lead emissions for Exide (Vernon) and Quemetco are 130 lbs/yr and 85 lbs/yr, respectively.

The future emissions forecasts for stationary sources were derived using emissions from the 2010 base year, and emissions growth in various source categories between the base and future year. Demographic growth forecasts for various socioeconomic categories (e.g., population, housing, employment by industry), as well as industry growth factors utilized in the 2007 AQMP were used to estimate future emissions. It should be noted that 2015 inventories are based on growing the level of lead emissions estimated for 2010 using growth factors developed before the 2008 economic downturn. This results in a conservatively high estimate of future emissions for 2015.

Future emissions for the individual facilities that have the potential to cause NAAQS exceedances are discussed as part of the control strategy in Chapter 5.

Area sources include source categories associated with human activity causing emissions that take place over a wide geographic area. Construction and demolition, and unpaved road dust are examples of area sources. CARB maintains and updates estimates of the chemical composition and particle size fractions for each source profile which are then used in emission inventory and air quality models. Area source lead emissions are calculated by applying the latest CARB speciation profiles for lead to the total particulate matter emissions.⁵ CARB particulate matter speciation profile #420 was used for estimating emissions from "Construction and Demolition" and profile #471 was used for estimating emissions from "Paved Road Dust." The lead fraction of PM emissions is 0.0557 percent for "Construction and Demolition" and 0.0124 percent for "Paved Road Dust." The source of lead in the PM emissions from these source categories are likely from the historical lead content in materials, such as paint and gasoline. Although the total lead inventory is dominated by these sources, the lead from area sources is emitted over a wide geographical area and the ambient lead concentrations (illustrated in Chapter 2) show that they currently do not lead to high ambient levels or NAAQS exceedances.

Mobile Sources

The 2010 base year emissions inventory for all mobile sources categories are developed using the same methodology as described below, with the exception of aircraft emissions.

⁴ Nathan Topham, EPA, conversation with AQMD staff, 3/8/2012.

⁵ CARB speciation profiles can be viewed or downloaded from the following CARB link:
<http://www.arb.ca.gov/ei/speciate/interopt01.htm>

The mobile source emissions summaries were developed using emissions that occurred in Los Angeles County during the base year 2002 as identified in the "Final 2007 Air Quality Management Plan" for AQMD, and projected emissions for the years 2010, and 2015. On-road vehicle emissions are calculated using socioeconomic data and transportation models provided by SCAG, spatial distribution data from Caltrans' Direct Travel Impact Model (DTIM4), and EMFAC2007 V2.3 inventories obtained from CARB. The EMFAC2007 V2.3 reflects SCAG's revised baseline activity data from the modified 2004 RTP. The 2000 Census data, combined with SCAG's 2001 origin and destination survey data, are used in SCAG's modified 2004 RTP and in this SIP. Lead emissions from off-road vehicle categories (e.g., trains, ships, construction equipment, ports and rail cargo handling equipment) were developed primarily based on estimated activity levels, emission factors, and latest CARB speciation profiles for the particulate matter emissions. The forecasts for emissions were derived using: 1) emissions from the 2002 base year; 2) expected controls after implementation of District rules adopted by June 30, 2006, and most CARB rules adopted as of June 2005; and 3) emissions growth in various source categories between the base and 2015. Demographic growth forecasts for various socioeconomic categories (e.g., population, housing, employment by industry), developed by SCAG, were used in the modified 2004 RTP to estimate future emissions. Industry growth factors for 2002, 2010, and 2015 were provided by SCAG.

The aircraft lead emissions for 2010 were developed using historical airport specific operations data reported for 2008 and forecast operations data for 2010 and 2015 in the Terminal Area Forecast (TAF) system in the Federal Aviation Administration (FAA database) when available.⁶ The TAF system is the official forecast of aviation activity at FAA facilities. Emissions from general aviation aircraft with piston engines were estimated using the methodology outlined in the 2008 National Emissions Inventory (NEI) developed by EPA, and scaling it to 2010 and 2015 using TAF forecast data.⁷ The 2008 NEI utilizes Appendix B of the updated Technical Support Document (TSD) titled "Calculating Piston-Engine Aircraft Airport Inventories for Lead for the 2008 National Emissions Inventory".⁸ The methodology employed here uses the January 15, 2009 version of the Federal Aviation Administration (FAA) 5010 airport data report.⁹ Table 3-3 provides the lead emission inventory for piston engine aircrafts for Los Angeles County airports.

The piston aircraft activity is reported to the FAA as general aviation (GA) or Air Taxi (AT) activity. Airport-specific inventories require information regarding landing and takeoff (LTO) activity by aircraft type. An aircraft operation is defined as any landing or takeoff event; therefore, to calculate LTOs, operations are divided by two. Most data sources from

⁶ From FAA's website, "Terminal Area Forecast", available at: <http://aspm.faa.gov/main/taf.asp>.

⁷ Environmental Protection Agency, "2008 National Emissions Inventory, Version 1," (<http://www.epa.gov/ttn/chief/net/2008inventory.html>), January 27, 2011.

⁸ Environmental Protection Agency, "Documentation for Aircraft Component of the National Emissions Inventory Methodology," January 27, 2011

⁹ From FAA's website, available at: http://www.faa.gov/airports_airtraffic/airports/airport_safety/airportdata_5010/

FAA report aircraft activity in numbers of operations, which, for the purposes of calculating lead emissions were converted to LTO events. To calculate LTOs for piston engine aircrafts, operations of GA and AT aircrafts were summed and then divided by two. The methodology and equations identified in Appendix B of the updated TSD were utilized to calculate lead emissions for piston engine aircrafts, as follows:

$$\text{Lead Emissions (TPY)} = (\text{piston-engine LTO}) * (7.7 \times 10^{-6})$$

$$\text{Where piston-engine LTO} = (\text{GA LTO} \times 0.725) + (\text{AT LTO} \times 0.231)$$

This methodology assumes certain fractions of GA and AT operations are piston-driven aircraft.

Several smaller airports did not have TAF forecast data, and those airports are indicated with an asterisk (*) in Table 3-3. For those facilities, 2010 and 2015 LTO estimates were developed using the average growth of the other Los Angeles County airports that are included in the TAF forecasts, applied to the actual reported 2008 LTOs. The growth ratios were developed as follows:

$$\text{Growth Ratio} = \frac{2010 \text{ LTO} * 7.7 \times 10^{-6}}{2008 \text{ LTO} * 7.7 \times 10^{-6}}$$

$$2010 \text{ Emissions} = 2008 \text{ Emissions} * \text{Growth Ratio}$$

Current EPA regulations require NAAQS monitoring at airports emitting over 1.0 ton per year of lead. Based on an earlier version of the EPA's 2008 NEI inventory that is not reflected in Table 3-3, Van Nuys Airport (VNY) exceeded this threshold and, based on that inventory, AQMD established a monitor near this source. Although a subsequent revision to the NEI, reflected in Table 3-3, showed less than one ton per year of lead emitted from VNY, AQMD continues to monitor there to demonstrate compliance with the NAAQS. Chapter 2 presents data from this site showing levels much lower than the national ambient lead standard.

As also shown in Table 3-3, the revised 2008 NEI calculates more than one ton per year of lead emissions from Long Beach/Daugherty Field (LGB). Although this would trigger the federal monitoring requirements if this level of emissions persisted, the 2010 and future year inventories show less than one ton per year. Thus, no lead monitoring is currently required.

TABLE 3-1
2010 & 2015 Lead Emission Inventory by Major Source Category
Los Angeles County (TPY)

SOURCE CATEGORY	2010	2015
STATIONARY SOURCES		
<u>Fuel Combustion</u>		
Electric Utilities	0.02	0.02
Cogeneration	0.01	0.01
Petroleum Refining (Combustion)	0.05	0.05
Manufacturing and Industrial	0.08	0.08
Service and Commercial	0.04	0.04
Total Fuel Combustion	0.20	0.20
<u>Waste Disposal</u>		
Incinerators	0.01	0.01
Total Waste Disposal	0.01	0.01
<u>Petroleum Production & Marketing</u>		
Petroleum Refining	0.03	0.03
Petroleum Production & Marketing	0.03	0.03
<u>Industrial Processes</u>		
Mineral Processes	0.06	0.06
Metal Processes	0.42	0.38
Glass and Related Products	0.02	0.02
Total Industrial Processes	0.50	0.46
<u>Miscellaneous Processes</u>		
Residential Fuel Combustion	0.02	0.02
Construction and Demolition	5.80	6.05
Paved Road Dust	6.83	6.91
Unpaved Road Dust	0.47	0.47
Fugitive Windblown Dust	0.06	0.06
Fires	0.01	0.01
Waste Burning and Disposal	0.03	0.03
Total Miscellaneous Processes	13.22	13.56
TOTAL STATIONARY SOURCES	13.96	14.26

TABLE 3-1 (Continued)
 2010 & 2015 Lead Emission Inventory by Major Source Category
 Los Angeles County (TPY)

SOURCE CATEGORY	2010	2015
MOBILE SOURCES		
<u><i>On-Road Vehicles</i></u>		
Light-Duty Passenger	0.09	0.09
Light & Medium Duty Trucks	0.06	0.07
Heavy-Duty Gas Trucks	0.00	0.00
Heavy-Duty Diesel Trucks	0.07	0.06
Total On-Road Vehicles	0.23	0.22
<u><i>Other Mobile</i></u>		
Aircraft	3.95	3.98
Trains	0.01	0.01
Ships & Commercial Boats	0.00	0.00
Off-Road Equipment	0.06	0.03
Total Other Mobile	4.02	4.02
Total On-Road Vehicles	0.23	0.22
Total Other Mobile	4.02	4.02
Total Mobile Sources	4.25	4.24
<u>TOTAL ALL SOURCES</u>	18.21	18.50

TABLE 3-2
2010 Lead Emissions by Facility Emitting Over One Pound per Year
Los Angeles County

Facility ID	Facility Name	2010 Lead Emissions (lbs/yr)	2010 Lead Emissions TPY
124838	EXIDE TECHNOLOGIES *	655.54	3.28E-01
17325	ACE CLEARWATER ENTERPRISES	117.81	5.89E-02
800089	EXXONMOBIL OIL CORPORATION	99.44	4.97E-02
8547	QUEMETCO INC. *	96.21	4.81E-02
131249	BP WEST COAST PRODUCTS LLC,BP WILMINGTON	78.76	3.94E-02
13854	EAST LOS ANGELES COLLEGE	68.04	3.40E-02
7427	OWENS-BROCKWAY GLASS CONTAINER INC	48.22	2.41E-02
800030	CHEVRON PRODUCTS CO.	29.60	1.48E-02
124805	EXIDE TECHNOLOGIES	27.72	1.39E-02
800363	CONOCOPHILLIPS COMPANY	24.75	1.24E-02
140878	LIBERTY MFG INC	22.50	1.12E-02
800327	GLENDALE CITY, GLENDALE WATER & POWER	20.80	1.04E-02
4477	SO CAL EDISON CO	18.44	9.22E-03
44577	LONG BEACH CITY, SERRF PROJECT	18.07	9.04E-03
131003	BP WEST COAST PROD.LLC BP CARSON REF.	16.24	8.12E-03
21872	TROJAN BATTERY CO	12.66	6.33E-03
800026	ULTRAMAR INC (NSR USE ONLY)	9.20	4.60E-03
16338	KAISER ALUMINUM FABRICATED PRODUCTS, LLC	8.79	4.39E-03
800335	LA CITY, DEPT OF AIRPORTS	6.48	3.24E-03
123774	HERAEUS METAL PROCESSING, LLC	6.44	3.22E-03
800236	LA CO. SANITATION DIST	6.28	3.14E-03
37507	TROJAN BATTERY CO	6.05	3.02E-03
800362	CONOCOPHILLIPS COMPANY	5.60	2.80E-03
93399	BARRY CONTROLS	5.56	2.78E-03
800409	NORTHROP GRUMMAN SYSTEMS CORPORATION	5.19	2.60E-03
148236	AIR LIQUIDE LARGE INDUSTRIES U.S., LP	4.35	2.17E-03
83102	LIGHT METALS INC	2.62	1.31E-03
8927	GLOBE IRON FOUNDRY INC	1.87	9.35E-04
20604	RALPHS GROCERY CO	1.79	8.96E-04
7796	TECHNI-CAST CORP	1.78	8.89E-04
91868	THE STRELITZ CO INC	1.73	8.64E-04
152952	SA RECYCLING LLC DBA SA RECYCLING OF LA	1.67	8.33E-04

Chapter 3: Current Lead Inventory

Facility ID	Facility Name	2010 Lead Emissions (lbs/yr)	2010 Lead Emissions TPY
144010	L-3 COMMUNICATIONS ELECTRON TECH INC	1.35	6.73E-04
800037	DEMENNO/KERDOON	1.26	6.28E-04
82613	ANCON MARINE INC	1.12	5.60E-04
37336	COMMERCE REFUSE TO ENERGY FACILITY	1.06	5.31E-04
154540	ARROWHEAD BRASS PRODUCTS	1.02	5.10E-04

* For these facilities, fugitive emissions estimated by EPA for lead-acid battery recyclers were added to the point source emissions to obtain total facility emissions ([http://www.regulations.gov/#?documentDetail:D=EPA-HQ-OAR-2011-0344-0163](http://www.regulations.gov/#?documentDetail=D=EPA-HQ-OAR-2011-0344-0163)). The lead fugitive emissions for each facility were calculated as follows:

Fugitive lead emissions (Lbs/Yr) = (0.71 tons/yr * size factor * enclosure factor * Housekeeping factor) * 2000

Exide fugitive emissions = (0.71 * 1.84 * 0.25 * 0.2) * 2000 = 130 lbs/yr

Quemetco fugitive emissions = (0.71 * 1.19 * 0.25 * 0.2) * 2000 = 85 lbs/yr

TABLE 3-3
2008, 2010 & 2015 Lead Emission Inventory for Piston Engine Aircrafts
Los Angeles County (TPY)

Facility Identifier	Facility Site Name	2008 Lead Emissions TPY	2010 Lead Emissions TPY	2015 Lead Emissions TPY
VNY	Van Nuys	0.766	0.888	0.856
LGB	Long Beach / Daugherty Field	1.025	0.758	0.807
POC	Brackett Field	0.332	0.324	0.300
TOA	Torrance / Zamperini Field	0.580	0.300	0.302
SMO	Santa Monica Muni	0.326	0.290	0.294
EMT	El Monte	0.236	0.245	0.244
WHP	Whiteman	0.201	0.238	0.245
CPM	Compton / Woodley	0.165	0.184	0.184
HHR	Hawthorne / Jack Northrop Field	0.158	0.160	0.163
WJF	General Wm J Fox Airfield	0.160	0.157	0.153
LAX	Los Angeles International	0.110	0.141	0.162
BUR	Burbank-Glendale-Pasadena Airport	0.116	0.126	0.125
AVX	Catalina *	0.056	0.058	0.059
PMD	Palmdale Prodn Flt/Test	0.032	0.027	0.030
L11	Pebbly Beach *	0.012	0.012	0.012
L70	Agua Dulce Airpark *	0.007	0.007	0.007
0CL6	Bohunk's Airpark *	0.007	0.006	0.007
1CL1	Little Buttes Antique Airfield *	0.006	0.006	0.006
CL46	Quail Lake Sky Park *	0.006	0.006	0.006
64CL	Goodyear Blimp Base *	0.005	0.005	0.005
8CLO	Nichols Farms *	0.005	0.005	0.005
46CN	Crystal *	0.002	0.003	0.003
Total Piston Engine Aircraft Emissions		4.31	3.95	3.98

* Avg. 2010 Growth Ratio = 0.98636948

* Avg. 2015 Growth Ratio = 1.006049

* 2010 Emissions = 2008 Emissions * Avg. 2010 Growth Ratio

* 2015 Emissions = 2008 Emissions * Avg. 2015 Growth Ratio

For facilities with actual piston engine LTOs:

Emissions = (piston-engine LTO) * (7.7×10^{-6})

UNCERTAINTY IN THE INVENTORY

Over the years, significant improvements have been made to quantify emission sources upon which control measures are developed. Increased use of source tests has contributed to the improvement in point source inventories. Technical assistance to facilities and auditing of reported emissions by the AQMD also have improved the accuracy of the emissions inventory. However, fugitive emissions are believed to be a significant source of ambient lead concentrations in the Los Angeles County, and quantifying fugitive emissions is problematic, given the large uncertainties in quantifying fugitive emissions under either controlled or uncontrolled scenarios.

Mobile source inventories also remain a challenge due to the high number and types of equipment and engines involved, in-use performance variables, and complex emission characteristics. The latest approved models and planning assumptions were used in compiling the emissions inventory in this Chapter.

CHAPTER 4

LEAD CONTROL STRATEGY

Introduction

Overall Attainment Strategy

Existing Lead Emissions Control Regulations

AQMD's Existing Rules

AQMD's Proposed Lead Control Measure

Implementing Agency

INTRODUCTION

This chapter provides the overall control strategy in achieving emission reductions necessary for the attainment of the revised NAAQS for lead in the Los Angeles County portion of the Basin. Great strides have been made in lead control technologies and emission reduction programs, and attainment of the new lead NAAQS is achievable with the implementation of currently adopted AQMD rules. However, an additional control measure is proposed as part of this SIP to further ensure future attainment as demonstrated in Chapter 5.

This chapter presents the control measures for the lead NAAQS and associated emission reductions, where currently quantifiable. For additional information regarding baseline emission projections and air quality modeling, please refer to Chapter 3 as well as Chapter 5 and Appendix III, respectively.

OVERALL ATTAINMENT STRATEGY

Historically, the major source of lead air emissions has been motor vehicles such as cars and trucks. Motor vehicle emissions of lead have been dramatically reduced over the past forty years due to the phase-out of leaded gasoline, but lead is still used as an additive in general aviation gasoline used in piston-engine aircraft and remains a trace contaminant in other fuels. Substantial emission reductions have also been achieved due to enhanced controls in the metals processing industry. To achieve the revised lead ambient air quality standards and ensure continued attainment in Los Angeles County, implementation of current rules and a new rule amendment are necessary.

Sources of lead from stationary sources are mainly from larger industrial sources including but not limited to metals processing, particularly primary and secondary lead smelters. Emissions consist of those from lead point sources as well as fugitive lead dust emissions. Lead point source emissions are generally from the main exhaust of the battery breaking process, smelting furnaces, and refining kettles vented through a stack. Fugitive lead dust emissions are from facility roadways subject to wind, vehicular, or foot traffic, materials handling and storage areas, battery breaking areas, and smelting and refining areas. Lead can also be emitted from sources such as iron and steel foundries; primary and secondary copper smelters; industrial, commercial, and institutional boilers; waste incinerators; glass manufacturing; refineries, and cement manufacturing. Sources of lead from mobile sources are mainly from aviation gasoline utilized in general aviation aircraft with piston engines. These engines are generally used for instructional and recreational flying, air taxi activities, and personal transportation. Emissions of lead from piston-engine aircraft using leaded avgas comprise approximately half of the national inventory of lead emitted to air.

In May 2010, CARB recommended that the Los Angeles County portion of the South Coast Air Basin, excluding San Clemente and Santa Catalina Islands (Southern Los Angeles County), be designated as nonattainment for the 2008 lead NAAQS based on air quality data from 2007-2009. CARB's recommendation was based on data from Federal Reference Method (FRM) or Federal Equivalent Method (FEM) monitors. The 2008 NAAQS for lead requires that each state install and operate a network of ambient air lead monitors in order to determine attainment status with the standard. Two types of monitors are required; those that

are non-source-oriented, and those that are facility-based referred to as “source-oriented.” CARB’s lead designation recommendation was based on data from both sets of monitoring networks. Data values from measurements made at non-source-oriented monitors in the Basin were reviewed for years 2007 through 2009 and showed concentrations well below the new lead NAAQS. Ambient levels at non-source-oriented sites have consistently been an order of magnitude less than the new NAAQS for at least six years. Furthermore, the recent data at the source-oriented site at Van Nuys Airport also shows no potential to exceed the NAAQS. However, the source-oriented monitors near lead-acid battery recyclers showed exceedances of the new standard in 2005 at monitors for one facility, and from February 2008 through January 2010 at monitors for another facility.

The lead-acid battery recycling industry is the highest stationary source emitter of lead in Los Angeles County. Ambient measurements have shown that this industry is the only stationary source category that has the potential to cause nonattainment with the new lead NAAQS. There are currently two large lead-acid battery recyclers within Los Angeles County (the only two in the Western United States: Exide Technologies and Quemetco, Inc.) These facilities receive spent (used) lead-acid batteries and other lead-bearing material and recycle them, recovering the lead. Lead is recycled because of its value and the reduction of toxic waste, and is primarily used to manufacture new batteries. Approximately 98 percent of lead acid batteries in the United States are recycled, and all components of the batteries, primarily lead, plastic, and acid, are recycled. Through the recycling process, approximately 95 percent of the lead in the batteries is recovered.

Given that the ambient lead concentrations at non-source-oriented sites and at the Van Nuys Airport site show very low levels relative to the new lead NAAQS, and that the only ambient levels exceeding or even approaching the new lead NAAQS are at the sites near the lead-acid battery recyclers, the lead attainment strategy is exclusively focused on directly-emitted lead from stationary sources. Further controls on mobile sources are not needed.

EXISTING LEAD EMISSIONS CONTROL REGULATIONS

The following provides a chronology of existing lead control regulations:

- In November 1970, CARB set the state ambient air quality standard for lead at $1.5 \mu\text{g}/\text{m}^3$ averaged over 30 days.
- In October 1978, EPA promulgated primary and secondary NAAQS for lead under section 109 of the Act (43 FR 46246). Both primary and secondary standards were set at a level of $1.5 \mu\text{g}/\text{m}^3$ averaged over a calendar quarter.
- In 1987, the California legislature adopted the Air Toxics “Hot Spots” Information and Assessment Act. The goals of the Act are to collect emissions data of toxic air contaminants, identify facilities having localized impacts, to determine health risks, and to notify affected individuals. Facilities with high health risks must reduce their risks to the community by incorporating risk reduction plans.
- In December 1990, AQMD adopted Rule 1401 – New Source Review of Toxic Air Contaminants. The rule applies to new, relocated, and modified permit units with TAC

emissions. Lead was added to the Rule 1401 list of TACs in 1992. The rule denies granting permits to construct a new, relocated or modified permit unit if emissions of any TACs create a maximum individual cancer risk (MICR) of greater than one in one million at any receptor location unless the permit unit is constructed with Best Available Control Technology for Toxics (T-BACT). If the unit has T-BACT, MICR of ten in one million is allowed.

- In September 1992, AQMD adopted Rule 1420 – Emissions Standard for Lead. The rule incorporated the state ambient air quality standard $1.5 \mu\text{g}/\text{m}^3$ averaged over a 30-day period and required control devices on lead emission points, control efficiency requirements for lead control devices, housekeeping, and monitoring or modeling of ambient air quality.
- In January 1993, CARB adopted the Airborne Toxic Control Measure (ATCM) for Emissions of TAC Metals from Non-Ferrous Metal Melting. The state regulation required control devices for lead and other toxic metal emission points, control efficiency requirements for control devices, fugitive emission control, and recordkeeping.
- In April 1994, AQMD adopted Rule 1402 – Control of Toxic Air Contaminants from Existing Sources. The purpose of this rule is to reduce the health risk associated with emissions of TACs from existing sources by specifying health limits for cancer and non-cancer compounds applicable to total facility emissions and by requiring facilities to implement risk reduction plans to achieve specified risk limits, as required by the AB2588 “Hot Spots” Program and this rule.
- In June 1997, EPA adopted the National Emissions Standards for Hazardous Air Pollutants (NESHAP) from Secondary Lead Smelting. The federal regulation required lead emission concentration limits of lead control devices, control of process fugitive emissions, monitoring, recordkeeping, and reporting.
- In October 2008, EPA amended the NAAQS for lead from $1.5 \mu\text{g}/\text{m}^3$ to $0.15 \mu\text{g}/\text{m}^3$ requiring attainment by December 31, 2015, using a rolling 3-month average evaluated over three year period.
- In November 2010, AQMD adopted Rule 1420.1 – Emissions Standard for Lead from Large Lead-Acid Battery Recycling Facilities. The purpose of this rule is to protect public health and to help ensure attainment with the amended lead NAAQS.

AQMD’S EXISTING RULES

The 2008 lead NAAQS requires full attainment of the revised federal lead standards no later than December 31, 2015. The lead-acid battery recycling industry has been determined by AQMD staff to be the highest stationary source emitter of lead in Los Angeles County, and the only known stationary source category that causes or has the potential to cause exceedances of the new lead NAAQS.

The AQMD’s control strategy for this source category is based on the following approaches: 1) permit conditions; 2) core rule requirements with contingency compliance plans; 3)

process changes; 4) good management practices and housekeeping requirements; and 5) more stringent monitoring requirements.

Over the past several years, both facilities (Exide and Quemetco) have been the subject of several actions resulting from violations of AQMD rules, including exceeding ambient lead limits at fence-line monitors. Violations have led to modifications of facility compliance plans, new permit conditions, and in some cases, additional conditions under orders of abatement. Many of the conditions have included additional housekeeping requirements, process changes, and more frequent monitoring at more locations. The exceedances of Rule 1420 ambient lead limits, along with the promulgation of the more stringent lead NAAQS by EPA, also led to the adoption of AQMD Rule 1420.1 in 2010, applicable specifically to the two large lead-acid battery recycling facilities. In addition to air quality regulations, these two facilities are subject to other toxics requirements under the California Department of Toxic Substances Control (DTSC).

Lead-acid battery recycling facilities are secondary lead smelting operations where spent lead-acid batteries, mostly automotive, and other lead-bearing materials are received from various sources and processed to recover lead, plastics, and acids. The process mainly involves the sorting, crushing, melting, and refining of lead-acid batteries, which ultimately produces lead ingots that are then sold to other entities. Several types of controls for lead emissions are currently used at the lead-acid battery recycling facilities in the Basin. Lead emissions at lead-acid battery recycling facilities are generally categorized as point and fugitive lead emissions. Point source emissions are those emissions that are vented to a stack where the stack can be from a specific piece of equipment such as a furnace, building, or air pollution control device. Fugitive emissions are particulate matter that contain lead, are not vented through a stack or control device that can become airborne from anywhere in the facility, including dust. Fugitive lead-dust at lead-acid battery recycling facilities can be a major source of lead emissions. Fugitive lead-dust deposits and accumulates in and around process areas, from lead point sources, on roof tops, in and around a facility, and during maintenance operations. There are a variety of housekeeping and management practices that can be implemented to minimize fugitive lead dust. Housekeeping activities must be implemented frequently and properly to ensure they are effective. The concept behind many of these strategies is to either stabilize, contain, or remove lead dust so it cannot become airborne. Housekeeping practices specifying adequate frequencies and locations for all cleaning actions to be performed are also critical in the effectiveness to control fugitive lead-dust emissions.

Currently, emissions of lead from stationary sources, including lead-acid battery recycling facilities, are regulated by AQMD Rule 1420 – Emissions Standard for Lead, and AQMD Rule 1420.1 – Emissions Standard for Lead from Large Lead-Acid Battery Recycling Facilities.

Rule 1420 was adopted in August 1992 and controls emissions of lead from stationary sources which use or process lead-containing materials. The rule was adopted to help ensure that facilities would not discharge emissions which would cause ambient air concentrations of lead to exceed the 1978 federal and state ambient air quality standards for lead of 1.5 $\mu\text{g}/\text{m}^3$.

Rule 1420.1 was adopted on November 5, 2010 and controls emissions of lead from large lead-acid battery recycling facilities which are the highest stationary source emitter of lead in Los Angeles County. The rule was adopted to address the amended NAAQS for lead to ensure the Los Angeles County can achieve the revised lead ambient air quality standard of $0.15 \mu\text{g}/\text{m}^3$.

Rule 1420 – Emissions Standards for Lead

AQMD Rule 1420 was adopted in September 1992 and has not been amended since its adoption. The full text of the Rule is included in Appendix II. The rule applies to facilities that process or use lead-containing materials which includes, but is not limited to, primary or secondary lead smelters, foundries, lead-acid battery manufacturers or recyclers, and lead-oxide, brass and bronze producers. Rule 1420 is based on the state ambient air quality standard for lead of $1.5 \mu\text{g}/\text{m}^3$ averaged over a 30-day period, and it ensures that the standard is met through requirements for emission control systems, monitoring, sampling, recordkeeping, reporting, and good housekeeping practices.

Rule 1420 requires facilities that process more than two tons of lead per year to submit a Compliance Plan. Historically, Rule 1420 Compliance Plans have included requirements for monitoring, air dispersion modeling, and installation and implementation of point source controls.

Under Rule 1420, both Exide and Quemetco are required to maintain and operate two fence line monitors to collect samples to demonstrate compliance with the Rule 1420 ambient lead standard of $1.5 \mu\text{g}/\text{m}^3$. Each facility currently operates an ambient fence-line air monitoring and sampling network. The fence-line monitors are installed at locations that are based on the maximum expected ground-level concentrations of lead at or beyond the facility's property line. (See Chapter 2 for the location of Exide's and Quemetco's fence-line monitors.)

Since the AQMD's source-oriented monitors have shown that these two facilities have the potential to exceed the new federal lead ambient air quality standard of $0.15 \mu\text{g}/\text{m}^3$, the AQMD Governing Board adopted Rule 1420.1 in November 2010. This Rule applies to large lead-acid battery recycling facilities that process more than 50,000 tons of lead a year. The provisions of Rule 1420.1 are more stringent and are in addition to the requirements of Rule 1420.

Rule 1420.1 – Emissions Standards for Lead from Large Lead-Acid Battery Recycling Facilities

Rule 1420.1 was adopted in November 2010 and is designed to address lead emissions from large lead-acid battery recycling facilities in order to help achieve attainment with the $0.15 \mu\text{g}/\text{m}^3$ standard. The full text of the Rule is included in Appendix II.

Rule 1420.1 incorporated in regulation many of the provisions and requirements that were being implemented via compliance plans and orders of abatement at Exide Technologies, and included additional safeguards to help ensure that the Los Angeles County will achieve the 2008 NAAQS for lead. The rule establishes facility-wide and individual point source

maximum allowable emission rates, and requires secondary lead control devices on dryers. Fugitive lead emissions are addressed through housekeeping and maintenance activity requirements, and total enclosures, vented to control devices, of all areas where lead is being processed and where maintenance activities are occurring. The rule also sets ambient standards for airborne lead concentrations at monitors around the facility, and requires more facility-operated monitors (a minimum of four) that collect samples on a more frequent schedule (once every three days). Additional, source testing, recordkeeping, and reporting requirements are included to ensure continuous compliance. The rule also includes provision for the submittal of new compliance plans and emission reduction feasibility studies if ambient levels reach 80% ($0.12 \mu\text{g}/\text{m}^3$) of the rule limit. The following provides a detailed and description of Rule 1420.1 requirements.

- **Ambient Air Lead Concentrations:** Beginning January 1, 2012, large lead-acid battery recycling facilities subject to Rule 1420.1 are not allowed to discharge into the atmosphere emissions which contribute to ambient air concentrations of lead that exceed $0.15 \mu\text{g}/\text{m}^3$ averaged over any 30 consecutive days. The averaging time for Rule 1420.1 is shorter than that of the lead NAAQS (rolling three-month average of monthly averages) with a more frequent sampling requirement of one sample in three days versus the NAAQS which requires one sample in six days. In addition, the compliance date of Rule 1420.1 is January 1, 2012 vs. December 31, 2015 for the lead NAAQS.
- **Total Enclosures:** Under Rule 1420.1, all areas used in the lead-acid battery recycling operation for processing or storage of lead-containing material, and all areas where maintenance is being performed, are required to install total enclosures vented to a lead control device. The areas may be enclosed individually or in groups. This requirement provides maximum containment and will minimize fugitive lead-dust emissions generated in areas where processing, handling and storage of lead-containing materials occur. Rule 1420.1 also establishes requirements for monitoring and maintaining negative pressure and in-draft velocity at the openings of these enclosed areas. Facilities are required to complete construction of all necessary equipment for total enclosures by July 1, 2011.
- **Lead Point Source Emission Controls:** All lead emissions from lead point sources are required to be vented to an emissions collection system that ducts the entire gas stream to a lead control device. The effective date for lead point source emission control requirements is July 1, 2011. The total facility mass lead emission rate for all lead point sources shall not exceed 0.045 pounds of lead per hour, with a maximum emission rate for any single lead point source not to exceed 0.010 pounds of lead per hour. The total facility and maximum emission rates shall be determined using the most recent source tests conducted by the facility or the AQMD. The maximum emission rates of 0.045 and 0.010 lb/hr were established to adequately provide a protective limit for exposure to lead emissions and achieve the ambient standard of $0.15 \mu\text{g}/\text{m}^3$.
- **Housekeeping Requirements:** More stringent housekeeping practices must be conducted to minimize fugitive lead-dust emissions. The housekeeping requirements include prescribed requirements for cleaning frequencies of specific areas; maintenance activity; encapsulation of all facility grounds, removal of weather caps on any lead emissions source stacks; building structural integrity inspections; storage and transport of

lead-containing materials; onsite mobile vacuum sweeping; and surface impoundment pond or reservoir cleanings.

- **Annual Source Testing:** Rule 1420.1 requires annual source tests for all lead control devices in order to demonstrate compliance with the facility total lead mass emission rate standard of 0.045 lb/hr, and the maximum individual stack lead emission rate standard of 0.01 lb/hr. If the most recent source test for a lead point source demonstrates emissions of 0.0025 lb/hr or less, the facility may alternatively elect to conduct the next source test for that device within 24 months.
- **Ambient Air Monitoring and Sampling Requirements:** Under Rule 1420.1, each facility will be required to collect and analyze ambient air lead samples to determine compliance with the ambient air quality lead concentration standard of Rule 1420.1. The rule requires a minimum of four monitors at facility locations approved by AQMD. Federal regulations require only one source-oriented monitor at all facilities emitting more than 0.5 tons of lead per year. Rule 1420.1 requires facilities to collect samples at least once every three days, more frequent than the federal requirement of once every six days. Under Rule 1420.1, on and after January 1, 2012, facilities that exceed an ambient air lead concentration of $0.15 \mu\text{g}/\text{m}^3$ averaged over any 30 consecutive days, measured at any fence line monitor, will be in violation of the rule and be required to increase ambient air monitoring and sampling to a daily frequency. Daily monitoring and sampling will be required to be conducted for a period of at least 60 consecutive days at each sampling site that measured an exceedance until no 30-day average exceedances are recorded. In addition, according to Rule 1420.1, sampling sites at the property line may be located just inside the fence line on facility property if logistical constraints preclude placement outside the fence line. As a result, monitors required under Rule 1420.1 will be located closer to fugitive lead sources, in most cases, when compared to monitors required by federal monitoring requirements which must be in publicly accessible areas. Along with the shorter averaging time described previously, all of the ambient air monitoring and sampling requirements of Rule 1420.1 are more stringent than the federal requirements, such that potential Rule 1420.1 violations will likely occur before exceedances of the lead NAAQS.
- **Recordkeeping and Reporting Requirements:** Rule 1420.1 requires recordkeeping and reporting, including public notifications, for specific maintenance activity, turnarounds and shutdowns for all lead-containing materials processed at the facility. Records for all housekeeping, maintenance activity, ambient air lead monitoring, lead control device inspection and maintenance, and unplanned shutdowns of any smelting furnaces must be maintained. Facilities are required to submit reports for monthly ambient air monitoring results for lead and wind data measured at each sampling location on a monthly basis. Rule 1420.1 also requires notifications of planned and unplanned shutdowns, and turnarounds.
- **Core Requirements with a "Contingency" Compliance Plan:** Rule 1420.1 establishes the core requirements for lead emissions sources described above, with the additional provision of a "Contingency" Compliance Plan. Establishing core requirements in the rule provides regulatory certainty for affected facilities of the key required controls core

requirements for lead point sources that are based on both facility-wide and individual emission rates for the facility's lead point sources, as well as source testing requirements. Core requirements for fugitive lead sources include total enclosures, comprehensive housekeeping and maintenance activities, and ambient monitoring and limits that capture fugitive as well as point source emissions. As an additional safeguard against the facilities exceeding ambient NAAQS or Rule 1420.1 limits, the preparation and submittal of a "Contingency" Compliance Plan is triggered if the facility approaches the lead ambient air quality standard with a 30-day rolling average of 0.12 ug/m^3 . The Compliance Plan would be implemented if the facility exceeded the Rule 1420.1 ambient lead standard of 0.15 ug/m^3 . The Compliance Plan provision serves as a contingency to ensure that measures can be identified prior to exceeding the 0.15 ug/m^3 standard and are ready for fast implementation if the 0.15 ug/m^3 standard is exceeded.

- **Compliance Plan:** The most important provision of Rule 1420.1 is the limit on ambient concentrations of lead at fence line monitors. Given the challenges in quantifying fugitive lead emissions, and given the known importance of fugitive emissions at lead-acid battery recycling facilities, the ambient monitors provide the most effective means of ensuring compliance with the NAAQS since they capture all emissions. The Compliance Plan allows for rapid deployment of additional controls on fugitive or other sources if a facility approaches the ambient lead standard even after all core requirements of Rule 1420.1 have been implemented. As of July 1, 2011, any facility that exceeds an ambient air lead concentration of 0.12 ug/m^3 averaged over any 30 consecutive days is required to submit a Compliance Plan that identifies additional lead emission reduction measures to ensure that the ambient air quality concentration of 0.15 ug/m^3 is not exceeded. An exceedance of the Rule 1420.1 lead standard averaged over any 30 consecutive days will constitute a violation, as well as triggering implementation of the Compliance Plan.

AQMD'S PROPOSED LEAD CONTROL MEASURE

A proposed control measure is to amend AQMD Rule 1420 – Emissions Standard for Lead. Rule 1420 applies to all non-vehicular sources of lead emissions and contains requirements for emission levels, controls, housekeeping, and monitoring. In addition, sources must comply with an ambient air quality lead standard of 1.5 ug/m^3 , averaged over 30 days. The amendment will lower the ambient limit in Rule 1420 to 0.15 ug/m^3 to correspond to the revised NAAQS for lead of 0.15 ug/m^3 . The more stringent, shorter averaging time of a 30 day rolling average will be retained. In addition, language will be added to Rule 1420 to clarify New Source Review (NSR) requirements for stationary lead sources, consistent with AQMD's current NSR regulation (Regulation XIII) and federal NSR requirements. Amendments to Rule 1420 are scheduled for the 4th quarter of 2012.

California Environmental Quality Act (CEQA) Analysis

Staff has reviewed the proposed 2012 Lead State Implementation Plan (SIP) for Los Angeles County, pursuant to CEQA Guidelines §15002(k) - Three Step Process. If the project is not exempt, the lead agency takes the second step and prepares an Initial Study (IS) (CEQA Guidelines §15002(k)(2)). AQMD staff has prepared an IS, which demonstrates the

following. The only new proposed control measure in the 2012 Lead SIP would amend Rule 1420 to lower the ambient lead standard from 1.5 to 0.15 ug/m³, consistent with Rule 1420.1. Since the most current monthly lead monitoring data in the Los Angeles County at facilities subject to Rule 1420, but not subject to Rule 1420.1, show that average lead concentrations are less than 0.15 ug/m³, the proposed control measure is not expected to result in any changes at existing affected facilities. In the event that monitoring near or at a lead facility exceeds 0.15 ug/m³, the proposed control measure may require implementing lead control requirements similar to those in Rule 1420.1, resulting in environmental impacts that are essentially the same as those identified in the October 2010 Final Environmental Assessment (EA) for Rule 1420.1 (AQMD No. 100331JK, SCH No. 2010041086). In addition, based on the IS, AQMD has determined that the 2010 Rule 1420.1 Final EA adequately describes the three requisite criteria specified in CEQA Guidelines Section 15153(b)(1)(A-C). As a result, staff intends to use the previously approved October 2010 Final EA as the CEQA document for the 2012 Lead SIP pursuant to CEQA Guidelines §15153.

Staff has provided the notice required by Guidelines Section 15153(b)(2). As required by that section, the key issues are whether this EIR should be used for this project and whether there are any additional, reasonable alternatives or mitigation measures that should be considered as ways of avoiding or reducing any significant impacts of the project. Pursuant to CEQA Guidelines §15153(b)(2), the October 2010 Final EA for Rule 1420.1 was available to the public for a 30-day public comment period.

Socioeconomic Impacts & Cost Effectiveness Analysis

Since no existing sources are expected to be affected by the proposed amendments to Rule 1420, no cost assumptions were made and no socioeconomic impact analysis was made. AQMD staff assesses socioeconomic impacts of proposed rule amendments or proposed rules pursuant to the Board resolutions and state legislative requirements, but there is no specific requirement for this SIP submittal.

As additional information on control requirements becomes more well-defined during the rulemaking process, a detailed assessment of their socioeconomic and environmental impacts will be conducted.

IMPLEMENTING AGENCY

The AQMD has the authority to adopt and enforce rules and regulations to achieve and maintain the NAAQS under H&SC Section 40460 and 40440(a). For lead NAAQS, the AQMD is responsible for implementing stationary source control measures.

CHAPTER 5

FUTURE AMBIENT LEAD CONCENTRATIONS

Introduction

Modeling Approach

Model Results by Facility

INTRODUCTION

This chapter provides a description of the atmospheric dispersion modeling performed to predict future ambient lead concentrations and demonstrate attainment of the NAAQS in the vicinity of the two major lead sources in the Los Angeles County.

For additional information regarding the actual input and output files, please refer to Appendix III.

MODELING APPROACH

The new federal lead NAAQS regulation requires states to employ atmospheric dispersion modeling to demonstrate attainment in the vicinity of major point sources of lead: primary lead smelters, secondary lead smelters, primary copper smelters, lead gasoline additive plants, lead-acid storage battery manufacturing plants that produce 2,000 or more batteries per day. Dispersion modeling was performed following the procedures outlined in EPA's latest guidance document entitled "Guideline on Air Quality Models".¹

The two large lead-acid battery recycling facilities (Exide and Quemetco) were modeled to determine the monthly lead concentration for the attainment year 2015. As shown in Chapter 2, these are the only two lead sources in the Los Angeles County with the potential to cause exceedances of the new lead NAAQS. All facility boundary information, source parameters, and emission rates were obtained from the most recently submitted health risk assessment (HRA) for each facility and recently conducted source tests.

AERMOD MODELING SYSTEM

The American Meteorological Society/Environmental Protection Agency Regulatory Model Improvement Committee (AERMIC) was formed to introduce state-of-the-art modeling concepts into the EPA's air quality models.² Through AERMIC, a modeling system, AERMOD, was introduced that incorporated air dispersion based on planetary boundary layer turbulence structure and scaling concepts, including treatment of both surface and elevated sources, and both simple and complex terrain. As of December 9, 2006, the EPA promulgated the AERMOD modeling system as a replacement for the Industrial Source Complex (ISC) Model as the recommended dispersion model.³ The AERMOD modeling system consists of the following components which were utilized: AERMET, a meteorological data preprocessor that incorporates air dispersion based on planetary boundary layer turbulence structure and scaling concepts; AERMAP, a terrain data preprocessor that incorporates complex terrain using U.S. Geologic Survey (USGS) Digital Elevation Data; AERSURFACE, a surface characteristics preprocessor; and BPIPPRIME, a multi-building dimensions program incorporating the good engineering practice technical procedures for PRIME applications.

¹ From EPA's website, available at http://www.epa.gov/ttn/scram/guidance/guide/appw_05.pdf

² From EPA's website, available at http://www.epa.gov/ttn/scram/dispersion_prefrec.htm

³ From EPA's website, available at http://www.epa.gov/ttn/scram/dispersion_prefrec.htm#aermod

METEOROLOGICAL DATA

A set of meteorological data were developed for AERMOD applications in the Basin by EnviroComp Consulting Inc. under contract to the AQMD. The reports documenting the effort can be found at <http://www.aqmd.gov/smog/metdata/AERMOD.html>. Meteorological data from three independent monitoring networks were employed: AQMD, National Weather Service (NWS) and California Irrigation Management Information System (CIMIS). Among them, wind speed and direction were taken from the AQMD network given the spatial coverage, locations, sensor height of the measurements. Solar radiation measured from the CIMIS stations were primarily used due to its temporal completeness and spatial coverage, while AQMD radiation measurements were employed as supplementary data to fill missing data in the CIMIS data. Fractional cloud coverage was available only from the NWS. As for temperature, all the data from the three networks – 28 AQMD, 22 NWS, and 17 CIMIS stations – were integrated into AQMD measurements to construct a complete set of missing-value free data. Upper air profiles were obtained from the NWS San Diego Miramar Naval Air Station-rawinsonde data.

AERSURFACE was used to determine the surface albedo and surface roughness. A Bowen ratio of 1.0 was used, instead of the AERSURFACE output value. This was done because the National Land Cover Data (NLCD) 92 dataset does not include the recent land development projects that occurred within Southern California, which would result in a lower Bowen ratio. According to Section 8.3.1.2 of Appendix W, five years of representative meteorological data should be used when estimating concentrations with an air quality model.⁴ Therefore, AERMET (version 11059) was used to develop the necessary 5-year meteorological data set for each facility using the meteorological data from the appropriate monitoring station and upper air sounding data collected at the Miramar Naval Air Station, as described above. For Exide, the Central LA monitoring station was used. However, only 4 years of meteorological data is available for this station (2006 to 2009). For Quemetco, the La Habra monitoring station was used and all 5 years (2005 to 2009) of meteorological data is available.

AERMOD MODEL INPUTS

Dispersion modeling for each facility was performed using AERMOD (version 12060) to determine the monthly lead concentrations for the attainment year 2015.

All facility boundary information, source parameters, and building information were obtained from the most recently submitted health risk assessment (HRA) for each facility. All stacks were modeled as point sources while the fugitive emission sources were modeled as volume sources.

For Exide, there were a total of 10 point sources, one volume source representing the fugitive emissions from the raw materials processing, and the roadway fugitive emissions were modeled as line sources (i.e. separate volume sources along the roadway where the trucks would travel). In 2012, in an effort to further reduce emissions, Exide constructed an enclosure for their bag-house row. As a result, the stacks which are located within the bag-house row had to be raised above the roof line. Therefore, in the modeling for 2015, the stack

⁴ From EPA's website, available at http://www.epa.gov/ttn/scram/guidance/guide/appw_05.pdf

heights were increased to reflect the new bag-house row enclosure based on the permit application filed by Exide. Furthermore, the Exide facility now includes a truck wash where all trucks dealing with lead deliveries will be required to have their wheels washed prior to leaving the facility. As such, for the 2015 modeling, the roadways were modeled to reflect the addition of this truck wash and the opening of two other gates along the north and east property lines which allow for other deliveries that do not include lead sources.

For Quemetco, there were a total of 13 point sources, one volume source representing the fugitive emissions from the battery wrecking activities, and the roadway fugitive emissions were modeled as line sources (i.e. separate volume sources along the roadway where the trucks would travel). For Quemetco, different roadway configurations were used for the 2015 modeling. This is based on information from the facility that the existing gate will be moved in order to move the on-site truck movement from areas where people are frequently walking and to allow for more efficient truck movement. Specific modeling information and source parameters are included in Appendix III.

Both facilities are located in the densely populated areas of Los Angeles County. Thus, all lead sources modeled are identified as urban sources. The Los Angeles County population of 9,862,049 (2008 estimate from the Census Bureau) is input under the URBANOPT keyword and urban surface roughness length is unspecified. By not specifying the urban surface roughness length, AERMOD assumes the regulatory default value of one meter.

The latest version of EPA's recommended building downwash program, BPIPPRM, is used to identify structures causing building downwash effects and provide the source specific and direction specific building downwash parameters required by AERMOD (i.e., BUILDHGT, BUILDWID, BUILDLEN, XBADJ, and YBADJ).

A 50-meter by 50-meter receptor grid centered on the facility was used, as well as fence-line receptors placed using 25-meter intervals. Receptors within the facility's property boundaries were removed.

Receptor elevations and hill heights were assigned using AERMAP (Version 11103). Terrain data, available from the United States Geological Survey (USGS), is used by AERMAP to produce terrain base elevations for each receptor and source and a hill height scale value for each receptor.

To comply with the EPA's modeling requirement, a background concentration of $0.01 \mu\text{g}/\text{m}^3$ for lead obtained from the latest AQMD network monitoring data was modeled in AERMOD using the BACKGRND keyword.⁵

At this time, AERMOD does not have the capability to calculate design values for the lead NAAQS, therefore, the EPA's post processor, LEADPOST, was used to calculate the rolling cumulative (all sources) 3-month average concentration at each modeled receptor with source group contributions and the maximum cumulative (all sources) rolling 3-month average concentration by receptor.

⁵ From AQMD's website, available at: <http://www.aqmd.gov/smog/historicaldata.htm>

EMISSION RATES

STACK EMISSIONS: For 2015 modeling, the emission rates were calculated from the emissions limits specified in Rule 1420.1. As of January 1, 2012, large lead-acid battery recycling facilities subject to Rule 1420.1 are not allowed to discharge into the atmosphere emissions which contribute to ambient air concentrations of lead that exceed $0.15 \mu\text{g}/\text{m}^3$ averaged over any 30 consecutive days. Rule 1420.1 requires annual source tests for all lead control devices in order to demonstrate compliance with the facility total point source lead mass emission limit of 0.045 lb/hr, and the maximum individual stack lead emission rate standard of 0.01 lb/hr. Using the most recent source tests for each facility, the facility total emission limit of 0.045 lb/hr was distributed among the stacks based on the ratio of the measured emissions, ensuring that no individual stack exceeded the 0.01 lb/hr per stack limit.

FUGITIVE EMISSIONS: As stated in Chapter 3, fugitive lead emissions are believed to be a major source of lead to the atmosphere at these two facilities. However, estimating and modeling fugitive dust emissions accurately is challenging, given the uncertainties in magnitude, location, timing, and lead content of the dust. Therefore, the fugitive emissions estimated in the EPA document entitled "Development of the RTR Emissions Dataset for the Secondary Lead Smelting Source Category", were used in the modeling analysis.⁶

In 2010, the adjusted fugitive lead emissions for Exide are 130.64 lbs/year compared to 82.52 lbs/yr as reported in the AQMD's AER program. Exide reported fugitive lead emissions from two sources: 13.49 lbs/year from the raw materials processing system (RMPS) and 69.03 lbs/year from roadway fugitives. Although these amounts were not used in the modeling, this relative ratio (16.35% from the raw materials processing and 83.65% from roadway fugitives) was used to apportion the total fugitive lead emissions listed in the EPA document.

For Quemetco, the fugitive emissions of 85 lbs/year contained in Table 5-2 of EPA's document were used. In the AQMD's AER program, Quemetco did not report fugitive lead emissions for 2010. Since the battery wrecking area is approximately equivalent to Exide's raw materials processing area, the same ratio (16.35% from the raw materials processing and 83.65% from roadway fugitives) was used to apportion the total fugitive lead emissions listed in the EPA document.

For 2015 modeling, the same lead fugitive emissions were applied to the raw materials processing and battery wrecker areas for Exide and Quemetco, respectively. No further reductions were applied since the EPA document had assumed that both of those areas were fully enclosed in their fugitive emissions calculations. As part of housekeeping requirements identified in Rule 1420.1, each large lead battery recycling facility shall maintain and use an onsite mobile vacuum sweeper or vacuum that is in compliance with AQMD Rule 1186, or a vacuum equipped with filter(s) rated by the manufacturer to achieve a 99.97% capture efficiency for 0.3 micron particles. The pick-up efficiency, as identified in AQMD's test protocol for Rule 1186 specifies a pick-up efficiency of 80% or greater for certified street

⁶ From EPA's website, available at <http://www.regulations.gov/#!documentDetail;D=EPA-HQ-OAR-2011-0344-0163>

sweepers. An 80% reduction was applied to the roadway fugitive emissions for 2015 as a reasonable conservative estimate since the measure identified in Rule 1420.1 is already in place.

MODEL RESULTS BY FACILITY

To illustrate how Rule 1420.1 ambient monitoring requirements provide the assurance that fugitive emissions will not cause a NAAQS exceedance, modeling results for total emissions as well as stack only emissions are provided for both facilities.

EXIDE

Total Emissions – Stack and Fugitive Emissions

By applying Rule 1420.1 emission limits for 2015 (emission rates for the stacks were apportioned based on the most recent source test for the facility), applying an 80% reduction to the roadway fugitives, and keeping the RMPS emissions the same, the modeled maximum 3-month rolling average lead concentration is $0.135 \mu\text{g}/\text{m}^3$. The results are given in Table 5-1.

Stack Emissions Only

Using the Rule 1420.1 emission limits for 2015, the 0.045 lb/hr stack emission limit was evenly distributed throughout the stacks, ensuring that no individual stack exceeded the 0.01 lb/hr per stack limit in Rule 1420.1, the modeled maximum 3-month rolling average lead concentration is $0.115 \mu\text{g}/\text{m}^3$. The results are given in Table 5-1.

QUEMETCO

Total Emissions – Stack and Fugitive Emissions

By applying the Rule 1420.1 emission limits for 2015 (emission rates for the stacks were apportioned based on the most recent source test for the facility), applying an 80% reduction to the roadway fugitives, and keeping the Battery Wrecker emissions the same, the modeled maximum 3-month rolling average lead concentration is $0.140 \mu\text{g}/\text{m}^3$. The results are given in Table 5-1.

Stack Emissions Only

Using the Rule 1420.1 emission limits for 2015, the 0.045 lb/hr stack emission limit was evenly distributed throughout the stacks, ensuring that no individual stack exceeded the 0.01 lb/hr per stack limit in Rule 1420.1, the modeled maximum 3-month rolling average lead concentration is $0.083 \mu\text{g}/\text{m}^3$. It is important to note that the 2015 modeled lead concentrations are a very conservative estimate since it assumes allowable limits set by Rule 1420.1, which are significantly higher than the current emissions at the facility. No significant increases in actual emissions are expected beyond the modest growth factors used in the actual emission projection. The results are given in Table 5-1.

TABLE 5-1

Dispersion Model Results by Facility for Demonstrating NAAQS Attainment (2015)

	Maximum Concentration Stack and Fugitives	Maximum Concentration Stack Only
Exide	0.135 $\mu\text{g}/\text{m}^3$	0.115 $\mu\text{g}/\text{m}^3$
Quemetco	0.140 $\mu\text{g}/\text{m}^3$	0.083 $\mu\text{g}/\text{m}^3$

Figures showing modeled concentration isopleths for each facility are included in Appendix III.

Note that the results in Table 5-1 represent a series of very conservative estimates of emissions and ambient concentrations since they are based on the allowable, not projected actual emissions under Rule 1420.1. Actual stack emissions in 2015 will be lower to ensure compliance with Rule 1420.1 by both facilities.

ON-SITE MONITORING

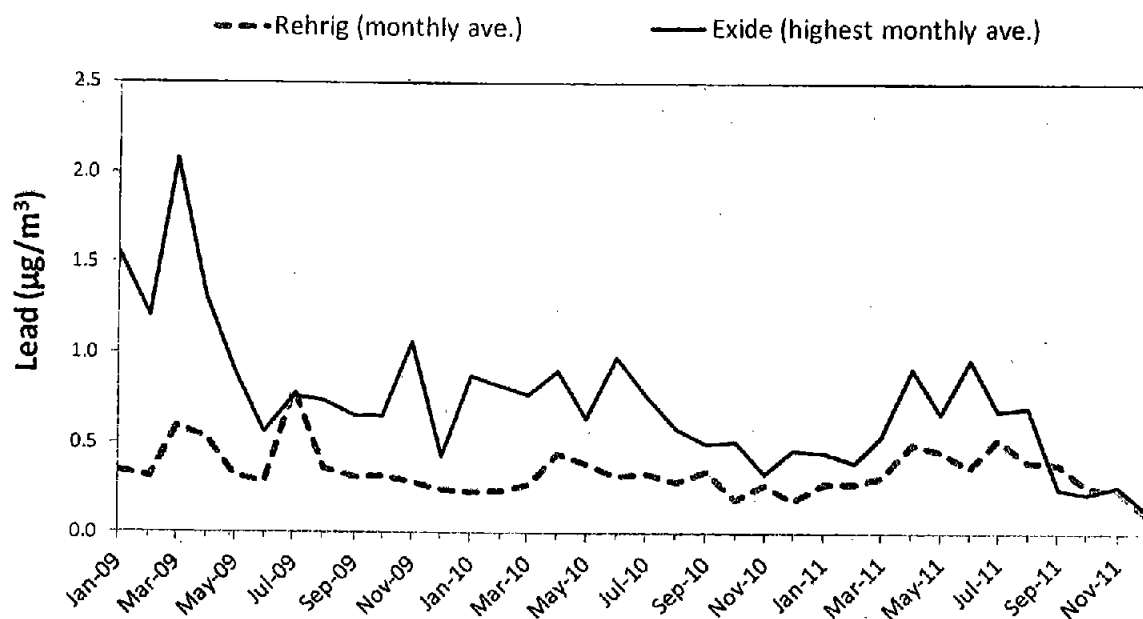
The Rule 1420.1 monitoring provisions, which include the influence from fugitive as well as point sources, will ensure attainment of the NAAQS given that the Rule 1420.1 monitoring requirements and limits are more stringent than the federal NAAQS. The averaging time is a rolling 30-day average rather than a rolling three month average of monthly averages. At least four monitoring locations are required rather than the single monitor per facility required in the federal regulations. These monitors, placed to capture maximum impacts, are generally located closer to the facility since they are allowed to be just inside the fence-line. Federally required monitors must be off facility property to meet the definition of ambient air, and thus are farther from the facility and are often subject to logistical constraints that preclude locating at maximum impact locations. The minimum monitoring frequency in Rule 1420.1 is one day in three, more frequent than the federal one day in six requirements. Taken together, the monitoring provisions of Rule 1420.1 were designed such that a facility would be in violation of the Rule before causing an exceedance of the federal lead NAAQS. As a result, the facility will be required to take steps to avoid future violations of Rule 1420.1, thus avoiding any violations of the lead NAAQS. This protection against NAAQS exceedances is illustrated in Figure 5-1 which depicts the relationship between the AQMD-operated, NAAQS comparable, source-oriented site near Exide at Rehrig, and the sites operated by Exide pursuant to Rule 1420.1. The monthly averages at Rehrig are generally lower than the highest monthly average measured at the Rule 1420.1 sites. Note that Figure 5-1 shows monthly averages, while the federal NAAQS is in the form of a three month average. Also note that according to Rule 1420.1, a 30-day average above 0.15 $\mu\text{g}/\text{m}^3$ at any

Chapter 5: Future Ambient Lead Concentrations

site near the facility would cause a violation of the rule. So a 30-day exceedance at the Rehrig site would lead to a violation of Rule 1420.1, and require measures to reduce lead emissions well before a three-month average exceedance of the federal NAAQS at the same location.

FIGURE 5-1

Highest monthly average lead concentrations measured near the Exide facility in Vernon. The dashed red line represents average monthly lead levels recorded by AQMD at the Rchrig source-oriented site. The solid black line indicates the highest monthly average lead concentrations measured by the Exide facility pursuant to Rule 1420.1 at their monitoring locations (i.e. AT&SF, SE, SW, New NW, New NE, New N, and MID)



CHAPTER 6

CLEAN AIR ACT REQUIREMENTS

Introduction

Federal Clean Air Act Requirements

Specific Lead Planning Requirements

Nonattainment New Source Review (NSR) Program

Contingency Measures

Reasonable Further Progress (RFP)

Reasonably Available Control Measures (RACM) and Reasonably Available Control Technology (RACT) Requirements

INTRODUCTION

The purpose of this chapter is to demonstrate this lead SIP meets all submittal requirements in the CAA as well as the new federal lead regulation (73 FR 66964). Note that CAA Section 172(c)(8) (42 U.S.C. §7502(c)(8)) provides as follows:

Upon application by any state, the Administrator may allow the use of equivalent modeling, emission inventory, and planning procedures, unless the Administrator determines that the proposed techniques are, in the aggregate, less effective than the methods specified by the Administrator.

The new lead NAAQS is unique in that attainment must be demonstrated at source-oriented monitors, and thus the attainment demonstration must address specific facilities that may cause NAAQS exceedances. The attainment demonstration presented in Chapter 5 employs a combination of emissions reductions as well as an ambient monitoring program that is more stringent than the federal monitoring requirements. These techniques should be more effective at ensuring NAAQS lead attainment than traditional procedures that rely on future emissions reductions alone.

FEDERAL CLEAN AIR ACT REQUIREMENTS

In November 1990, Congress enacted a series of amendments to the CAA intended to intensify air pollution control efforts across the nation. One of the primary goals of the 1990 CAA Amendments was an overhaul of the planning provisions for those areas not currently meeting NAAQS. The CAA identifies specific emission reduction goals, requires both a demonstration of reasonable further progress and an attainment demonstration, and incorporates more stringent sanctions for failure to attain or to meet interim milestones. There are several sets of general planning requirements, both for nonattainment areas [Section 172(c)] and for implementation plans in general [Section 110(a)(2)]. These requirements are listed and briefly described in Chapter 1 (Tables 1-2 and 1-3). The general provisions apply to all applicable pollutants unless superseded by pollutant-specific requirements. The following sections discuss the federal CAA requirements for lead.

SPECIFIC LEAD PLANNING REQUIREMENTS

The EPA promulgated the initial lead standard of $1.5 \mu\text{g}/\text{m}^3$ in 1978, and revised it on October 15, 2008 to a level of $0.15 \mu\text{g}/\text{m}^3$. On December 31, 2010, the EPA designated the Los Angeles County portion of the Basin, excluding San Clemente and Santa Catalina Islands, as nonattainment for the 2008 lead NAAQS. The CAA requires areas classified as nonattainment to attain the lead standard as expeditiously as practicable and within the CAA's deadlines, which in AQMD's case is no later than December 31, 2015. The requirements specifically addressed for the lead SIP are:

- Nonattainment New Source Review (NSR) Program;
- Contingency Measures;

- Reasonable Further Progress (RFP);
- Reasonably Available Control Measures (RACM); and
- Reasonably Available Control Technology (RACT)

NONATTAINMENT NEW SOURCE REVIEW (NSR) PROGRAM

The nonattainment New Source Review (NSR) program applies when a major source of a criteria pollutant that is located in an area that is designated as nonattainment for that pollutant is constructed or undergoes a major modification. The major source threshold for lead under the nonattainment NSR program is 100 TPY for all source categories.¹ Accordingly, the nonattainment NSR program for lead applies when any major source of lead located in an area designated nonattainment for lead is constructed, or undergoes a major modification. A major modification is a project at a major stationary source that results in a significant emissions increase and a significant net emissions increase, where “significant” for lead emissions is defined as 0.6 TPY. Nonattainment NSR requirements include but are not limited to:

- Installation of Lowest Achievable Emissions Rate (LAER) control technology;
- Offsetting new emissions with creditable emissions reductions;
- A certification that all major sources owned and operated in the state by the same owner are in compliance with all applicable requirements under the CAA;
- An alternatives analysis demonstrating that the benefits of the proposed source significantly outweigh the environmental and social costs imposed as a result of its location, construction, or modification; and
- Public comment on a permit.

Due to the persistent nature of lead and the potential for lead particle accumulation over time, Rule 1420.1 has additional requirements for new large lead-acid recycling facilities. Under Rule 1420.1, any new battery recycling facility that begins construction or operations shall not be located in an area that is zoned for residential or mixed use, and shall not be located within 1,000 feet from the property line of a sensitive receptor, a school under construction, park, or any area that is zoned for residential or mixed use. A siting provision for new battery recycling facilities is also included to avoid the possibility of high lead exposure for nearby residences and sensitive receptors from any new lead-acid battery recycling facility.

In addition, language will be added to the proposed amendments to AQMD Rule 1420 to clarify lead NSR requirements for stationary sources, consistent with AQMD’s Regulation XIII and federal NSR requirements.

¹ Environmental Protection Agency, “National Ambient Air Quality Standards for Lead; Final Rule,” 40 CFR Part 51.166, November 2008.

CONTINGENCY MEASURES

The federal CAA Section 172(c)(9) requires that state implementation plans include specific contingency measures to be implemented in the event of failure to meet milestone emission reduction targets or Reasonable Further Progress (RFP) and/or failure to attain the national primary ambient lead standard by the attainment date of 2015. As described later in the RFP section of this document, the RFP requirements for 2012 are already met via Rule 1420.1 implementation. Therefore, contingency measures only need to address any possible failure to attain the lead NAAQS by 2015.

Contingency measures must be fully adopted rules or control measures that are ready to be implemented without significant further action by the State or EPA, upon determination by EPA that the area has failed to achieve, or maintain RFP, or attain the lead NAAQS by the statutory attainment date. The EPA interprets this provision to allow states to meet this requirement with control measures that have already been implemented but are not needed for attainment, and to allow for “minimal action” to be necessary prior to implementation of the measures (73 FR 66964, at 67039). It should also contain trigger mechanisms with a specific schedule for implementation. The amount of reductions yielded by implementation of contingency measures should be quantified, and for a five-year plan, the measures should reduce emissions by 20 percent of the total amount needed for attainment. Under certain circumstances, this amount may be derived by reference to reductions in ambient air concentrations (2008 lead NAAQS Implementation Q&A, July 8, 2011, EPA).²

The provisions included in adopted AQMD Rule 1420.1 as well as other approved compliance and permit provisions satisfy the CAA contingency requirements as described below:

Rule 1420.1 Compliance Plan: As of July 1, 2011, if a facility approaches the lead ambient air quality standard with a 30-day rolling average of 0.12 ug/m^3 as determined by monitors pursuant to Rule 1420.1, or at any District-installed monitor, it will trigger the preparation and submittal of a Compliance Plan by the facility, subject to AQMD approval. The Compliance Plan provision provides a means to identify the necessary measures which can be implemented prior to exceeding the 0.15 ug/m^3 standard and are ready for fast and automatic implementation if the 0.15 ug/m^3 ambient standard is exceeded. The Compliance Plan is required to be automatically implemented if the facility exceeds the Rule 1420.1 ambient lead standard of 0.15 ug/m^3 . Note that the Rule 1420.1 ambient standard is a 30-day rolling average, which would show an exceedance of the 0.15 ug/m^3 limit before an exceedance of three-month rolling average NAAQS was recorded. Therefore, the additional controls in the approved Compliance Plan would be triggered for implementation prior to a NAAQS exceedance and are thus designed to avoid a NAAQS exceedance. They take effect *without any further action* by EPA or the State, being automatically triggered by an exceedance of the 0.15 ug/m^3 30-day rolling average limit in Rule 1420.1.

According to the language in AQMD Rule 1420.1, the Compliance Plan shall, at a minimum, include the following *specific* components and emission reduction measures:

² From EPA's website, available at: <http://www.epa.gov/oaqps001/lead/pdfs/20110708QAguidance.pdf>

- A description of additional lead emission reduction measures to achieve the ambient lead concentrations of 0.15 ug/m^3 averaged over any 30 consecutive days as determined by any District-installed monitors, including, but not limited to, requirements for the following:
 - Housekeeping, inspection, and maintenance activities;
 - Additional total enclosures;
 - Modifications to lead control devices;
 - Installation of multi-stage lead control devices;
 - Process changes including reduced throughput limits; and
 - Conditional curtailments including, at a minimum, information specifying the curtailed processes, process amounts, and length of curtailment.
- The locations within the facility and method(s) of implementation for each lead reduction measure identified above;
- An implementation schedule for each lead emission reduction measure to be implemented if lead emissions discharged from the facility contribute to ambient air concentrations for lead that exceed 0.15 ug/m^3 averaged over any 30 consecutive days measured at any District-installed monitor. The schedule shall also include a list of lead reduction measures that can be implemented immediately prior to plan approval.
- The owner or operator shall implement the additional measures identified in the compliance plan based on the schedule in the compliance plan if lead emissions discharged from the facility contribute to ambient air concentrations of lead to exceed 0.15 ug/m^3 averaged over any 30 consecutive days measured at any District-installed monitors.

The Compliance Plan approach provides the fastest and most efficient tool for both the AQMD and the facility to achieve and maintain the federal NAAQS by tailoring each Compliance Plan to address facility specific problems. The different operational parameters at different facilities will necessarily require different approaches for further reduction of lead emissions. A pre-specified control approach will likely not effectively address the specific problem that a specific facility may experience at a particular time. The requirements of Rule 1420.1 already include *all* feasible generic measures to reduce lead emissions from lead-acid battery recyclers. Additional specific measures to be used for contingency purposes must necessarily be targeted to the specific situation, which cannot be anticipated in a prior rulemaking.

To illustrate examples of specific measures to be included in a Compliance Plan, the following site specific controls and measures were identified in a recent Compliance Plan submitted by a facility and approved by AQMD. Each of these measures may be implemented individually or in any combination based on the specific situation to address the suspected lead emission source:

- Install doors between the shipping and enclosed processing buildings to enhance negative pressure in the building;

- Install automated doors between processing areas to reduce the amount of time the door is open;
- Resurface the outside area of the facility to enhance the effectiveness of pavement cleaning activities;
- Upgrade ride-on yard sweeper to a combination hybrid dry sweeper /wet scrubbing unit to enhance pavement cleaning efforts;
- Install ventilated negative pressure enclosure on specific operations;
- Replace strip curtains with doors;
- More focused housekeeping on roofs and other horizontal surfaces in processing areas to minimize fugitive dust;
- Designating one or more forklifts to be used exclusively inside the total containment buildings to avoid tracking lead bearing materials outside of the containment building;
- Install additional room ventilation baghouse or dust collector, equipped with second stage high efficiency particulate air (HEPA) filter to reduce fugitive lead emissions;
- Install additional differential pressure monitoring system on the enclosures;
- Install second stage HEPA filters on specific control systems; and
- Conditional percent curtailment of specific activities generating the exceedance as a function of exceedance amount over the NAAQS limits. The curtailments shall remain in effect until the monitoring results at the affected monitoring station reflect a specified number of consecutive 30-calendar day averages of less than $0.15 \mu\text{g}/\text{m}^3$.

Rule 1420.1 Feasibility Study: As of July 1, 2011, if emission are discharged into the atmosphere which contribute to ambient air concentrations of lead that exceed $0.12 \mu\text{g}/\text{m}^3$, averaged over any 30 consecutive days, determined by monitors pursuant to Rule 1420.1 or at any District-installed monitor, the owner or operator of a large lead-acid battery recycling facility shall submit a study addressing the technical, economic and physical feasibility of achieving a total facility mass lead emission rate of 0.003 pounds per hour from all lead point sources (much lower than the current rule 1420.1 cap of 0.045 pounds per hour) . The study shall be submitted within 30 calendar days after exceeding $0.12 \mu\text{g}/\text{m}^3$, averaged over any 30 consecutive days. The intent of this feasibility study is to provide information that could be incorporated into future facility-specific emission reduction efforts, such as Compliance Plan revisions, permit modifications, abatement orders, or rule amendments.

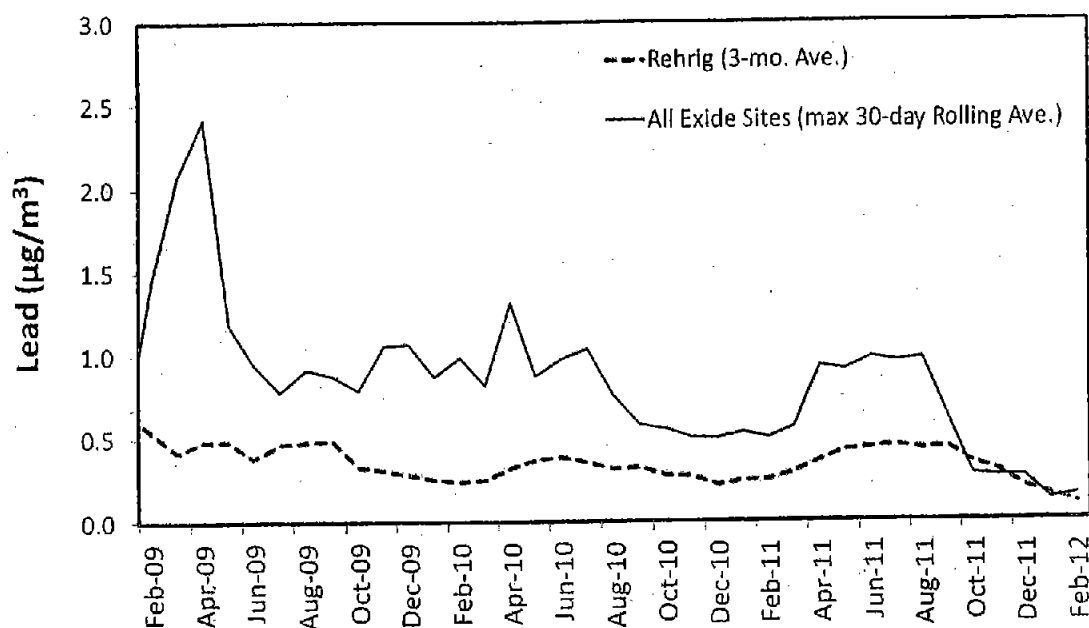
Rule 1420.1 Ambient Monitoring: As of January 1, 2012, facilities are not allowed to discharge lead emissions which contribute to ambient air concentrations of lead exceeding $0.15 \mu\text{g}/\text{m}^3$ averaged over any 30 consecutive days measured by fence-line ambient monitors (30-day rolling average). Given the inherent uncertainty in quantifying fugitive lead emissions, and given the known importance of fugitive emissions at lead-acid battery recycling facilities, the ambient monitors provide the most effective means of ensuring compliance with the NAAQS since they capture all emissions from a facility. The monitoring requirements and limit under Rule 1420.1 are more stringent than the federal NAAQS and monitoring requirements. The averaging time is a rolling 30-day average rather than a rolling three month average of monthly averages. At least four monitoring locations are required

rather than the single monitor per facility required in the federal regulations. These monitors, placed to capture maximum impacts, are generally located closer to the facility since they are allowed to be just inside the fence-line. Federally required monitors must be off facility property to meet the EPA definition of ambient air, and thus are farther from the facility and are often subject to logistical constraints that preclude locating at maximum impact locations. The minimum monitoring frequency in Rule 1420.1 is one day in three, more frequent than the federal one day in six requirements. Taken together, the monitoring provisions of Rule 1420.1 were designed such that a facility would be in violation of the Rule *before* causing an exceedance of the federal lead NAAQS. An exceedance of the Rule 1420.1 lead standard averaged over any 30 consecutive days will constitute a violation of the Rule, as well as triggering automatic implementation of daily monitoring and the approved Compliance Plan.

These ambient monitoring provisions of Rule 1420.1 serve as a quantifiable contingency measure based on ambient air concentrations. Where a single source is responsible for nonattainment, EPA allows for the identification of the amount of reductions required by reference to reductions in ambient air concentrations (2008 Pb NAAQS Implementation Q&A, July 8, 2011, EPA). The extra stringency provided by the more stringent 30-day rolling average limit vs. federal three-month average NAAQS provides for the equivalent of lower facility emissions. This is illustrated by a comparison of maximum monthly 30-day rolling average TSP lead concentration for all Rule 1420.1 fence-line ambient monitoring sites at Exide vs. the AQMD operated Exide-Rehrig station that is used for NAAQS comparison (about 15 m east of Exide Technologies in Vernon) as shown in Figure 6-1. In almost all cases, the 30-day rolling average measured at the Rule 1420.1 locations significantly exceed the corresponding three-month average at Rehrig. Given the inherent lag time in the response of the three-month average, it may exceed the 30-day average only when concentrations are dropping, as seen in the last quarter of 2011. However, the more relevant question is whether a potential NAAQS exceedance would be *preceded* by a corresponding Rule 1420.1 ambient limit violation and associated Compliance Plan implementation trigger.

FIGURE 6-1

Comparison between Rehrig lead concentrations and the corresponding maximum lead levels at all Exide locations



This question is better addressed by Table 6-1 showing the three-month average at Rehrig corresponding to the maximum 30-day rolling average in the first month of that three month period. This comparison illustrates that historically at Exide, all potential 3-month exceedances were preceded two months earlier by a higher 30-day average at the Rule 1420.1 sites. This extra stringency can be quantified as shown in the last column in Table 6-1. Over the time period when the Rehrig site was operating, the average difference between the two monitoring approaches was 57%, with a minimum monthly difference of 22%.

TABLE 6-1
Comparison between Rehrig lead concentrations and the corresponding
maximum lead levels at all Exide locations

REHRIG		ALL EXIDE SITES		Difference (%)
3-mo Average		Max 30-day Rolling (2-months Prior)		
Date	Lead (µg/m³)	Date	Lead (µg/m³)	
1-Mar-09	0.42	1-Jan-09	0.53	22%
1-Apr-09	0.48	1-Feb-09	1.45	67%
1-May-09	0.48	1-Mar-09	2.08	77%
1-Jun-09	0.38	1-Apr-09	2.41	84%
1-Jul-09	0.47	1-May-09	1.19	61%
1-Aug-09	0.48	1-Jun-09	0.95	50%
1-Sep-09	0.49	1-Jul-09	0.78	37%
1-Oct-09	0.33	1-Aug-09	0.91	64%
1-Nov-09	0.31	1-Sep-09	0.88	65%
1-Dec-09	0.28	1-Oct-09	0.79	64%
1-Jan-10	0.25	1-Nov-09	1.06	76%
1-Feb-10	0.24	1-Dec-09	1.07	78%
1-Mar-10	0.25	1-Jan-10	0.88	72%
1-Apr-10	0.32	1-Feb-10	0.99	68%
1-May-10	0.37	1-Mar-10	0.82	55%
1-Jun-10	0.39	1-Apr-10	1.31	71%
1-Jul-10	0.35	1-May-10	0.87	60%
1-Aug-10	0.31	1-Jun-10	0.98	68%
1-Sep-10	0.32	1-Jul-10	1.03	69%
1-Oct-10	0.27	1-Aug-10	0.76	64%
1-Nov-10	0.27	1-Sep-10	0.58	54%
1-Dec-10	0.21	1-Oct-10	0.55	61%
1-Jan-11	0.24	1-Nov-10	0.50	52%
1-Feb-11	0.25	1-Dec-10	0.50	50%
1-Mar-11	0.29	1-Jan-11	0.53	45%
1-Apr-11	0.36	1-Feb-11	0.50	27%
1-May-11	0.42	1-Mar-11	0.57	25%
1-Jun-11	0.44	1-Apr-11	0.93	53%
1-Jul-11	0.45	1-May-11	0.91	51%
1-Aug-11	0.43	1-Jun-11	0.98	56%
1-Sep-11	0.44	1-Jul-11	0.96	54%
1-Oct-11	0.35	1-Aug-11	0.98	64%
1-Nov-11	0.30	1-Sep-11	0.62	52%
1-Dec-11	0.20	1-Oct-11	0.28	28%
1-Jan-12	0.15	1-Nov-11	0.26	43%
1-Feb-12	0.10	1-Dec-11	0.26	62%
			Average	57%
			Minimum	22%

This extra stringency in monitoring can be directly related to emissions reductions for contingency purposes. For lead SIPs, EPA believes it is reasonable for contingency measures to reduce emissions by 20% (one-year's worth) of the amount of reductions required for attainment. Table 6-1 shows that a minimum of 22% of reduction in *total* ambient concentrations is inherent in the more stringent monitoring requirements of Rule 1420.1. The 20% of the lead reductions needed for attainment will necessarily correspond to less than 20% in ambient concentration reductions (given background levels of lead and the fact that emissions do not need to be reduced to zero for attainment). Thus, the minimum of 22% in ambient reductions conservatively satisfies the requirement for the amount of contingency reductions according to the following EPA guidance. The EPA allows states to meet contingency requirements with control measures that have already been implemented but are not needed for attainment. The monitoring requirements in Rule 1420.1 have already been implemented, and, being more stringent than the NAAQS requirements, are not needed for attainment. Furthermore, EPA allows for the identification of the amount of reductions required by reference to reductions in ambient air concentrations. The extra stringency of Rule 1420.1 monitoring provides for quantifiable reductions in ambient air concentrations, and corresponding reductions in facility emissions, in excess of the 20% of total required emission reductions needed to satisfy contingency requirements. Although only data from Exide was used in this example, ambient data at Quemetco show the same relationship and also satisfy the contingency requirement.

The Rule 1420.1 monitoring requirements are designed to provide advance warning to avoid an exceedance of the lead NAAQS with a quick response. Alternatively, the CAA contingency requirements are intended to provide quick implementation of control measures *after* an exceedance occurs or RFP is not met. EPA generally expects all actions needed to affect full implementation of the measures to occur within 60 days after EPA notifies the state of such failure. The state should ensure that the measures are fully implemented as expeditiously as practicable after the requirement takes effect (73 FR 67039). As noted above, there will be up to a two month period between a Rule 1420.1 violation and a potential NAAQS violation. There will likely have been a previous trigger for a Compliance Plan at the lower ambient limit of $0.12 \mu\text{g}/\text{m}^3$. Ambient data are collected, validated, and reported to EPA on a quarterly basis with an associated three to six month lag time. Ambient data from a particular year are not required to be certified by state and local agencies until May 31st of the following year. Therefore, there will be a minimum of five months between an exceedance and a potential EPA notification to implement contingency measures, and then 60 more days to implement those measures. More likely, given the lag in data reporting, there will be much more than seven months to implement contingency measures. This time frame is much longer than needed under Rule 1420.1 to prepare (30 days), approve (usually 60-90 days), get EPA approval under Title V permitting requirements (maximum 45 days), and if needed, implement a facility's Compliance Plan. In practice, if there is a NAAQS exceedance, the measures in the Compliance Plan will already be implemented by the time EPA has the data to make a determination and notification of failure to attain.

A proposed control measure is to amend AQMD Rule 1420 – Emissions Standard for Lead. Rule 1420 applies to all non-vehicular sources of lead emissions and contains requirements

for emission levels, controls, housekeeping, and monitoring. In addition, sources must comply with an ambient air quality lead standard of $1.5 \mu\text{g}/\text{m}^3$, averaged over 30 days. The proposed amendment seeks to lower the ambient limit in Rule 1420 to $0.15 \mu\text{g}/\text{m}^3$ to correspond to the revised NAAQS for lead of $0.15 \mu\text{g}/\text{m}^3$. The more stringent, shorter averaging time of a 30 day rolling average will be retained. This proposed amendment will ensure that the Los Angeles County can comply with the federal NAAQS. The 30-day average form of the proposed Rule 1420 limit, being more stringent than the three-month average federal NAAQS, will serve as a contingency measure in the same manner described above for Rule 1420.1 as it will be triggered before any actual violation of the lead NAAQS. In addition, language will be added to Rule 1420 to clarify New Source Review (NSR) requirements for stationary lead sources, consistent with AQMD's current NSR regulation (Regulation XIII) and federal NSR requirements. Amendments to Rule 1420 are scheduled for the 4th quarter of 2012.

In response to U.S. EPA's comments on a draft version of this Lead SIP, additional site specific contingency measures for each of the two large lead acid battery recycling facilities are described below.

Exide:

The preamble to the Lead NAAQS final rule (73 FR 67040), specifies that the SIP should contain trigger mechanisms for the contingency measures, must be implemented without further action by the state or the Administrator, and specify a schedule for implementation.

A Compliance Plan submitted by Exide on 12/20/2011 and approved by AQMD on 1/27/2012 under Rule 1420.1 provisions provides specific measures to be taken if Rule 1420.1 ambient limits are exceeded. AQMD is submitting measures 8A and 8B specified in the compliance plan as contingency measures. These measures state that as of March 31, 2012, if monitored ambient lead concentrations exceed $0.15 \mu\text{g}/\text{m}^3$ on a rolling 30-day average at any AQMD or AQMD-approved ambient monitor, Exide shall implement mitigation measures individually or in any combination based on the specific situation and information available at the time. These specific mitigation measures are as follows:

1. Install an additional room ventilation baghouse or dust collector, equipped with a second stage high efficiency particulate air (HEPA) filter, with sufficient blower capacity to move a minimum of 50,000 CFM of air from one or more of the following locations:
 - The battery crusher room in the north end of the RMPS building.
 - The truck loading and unloading dock on the south end of the RMPS building.
 - The furnace room in the smelter building.
 - The cupola feed room in the south end of the smelter building.

As an alternative to adding additional ventilation with individual baghouses or dust collectors, Exide may install a single larger air pollution control system with at least 200,000 CFM of blower capacity to cover all four of these locations.

2. Install second stage HEPA filters on one or more of the following air pollution control systems:
 - The hard lead refinery baghouse (device C47).

- The soft lead refinery baghouse (device C46).
- The MAC baghouses venting the RMPS building (devices C156, C157).
- The cupola furnace feed room baghouse (device C48).

These measures identified in Exide's Compliance Plan are now included in the Title V permit for the facility. These measures are in addition to measures identified in and required by Rule 1420.1. The trigger mechanism is a monitored ambient lead concentration exceeding NAAQS (i.e., $0.15 \mu\text{g}/\text{m}^3$ on a three-month average). Rule 1420.1 ambient lead concentration limit of $0.15 \mu\text{g}/\text{m}^3$ based on rolling 30 day average, will occur before a three-month average NAAQS exceedance. The specific implementation will be no more than twelve months from the date of the NAAQS exceedance. Therefore, the contents of this approved, enforceable Compliance Plan meet all the requirements as a contingency measure for the Exide facility.

Quemetco:

The EPA allows states to meet contingency requirements with control measures that have already been implemented but are not needed for attainment. The contingency measures should also consist of control measures that are not already included in the control strategy for the attainment demonstration of the SIP. The SIP must indicate that the measures will be implemented without further action (or only minimal action) by the state or by the Administrator.

Quemetco has designed, constructed, source tested, and now operates a wet electrostatic precipitator (WESP) to control particulate and metal emissions such as lead. The WESP technology serves as a secondary control device to capture low concentrations of specific contaminants present in the gas stream as condensable particulates.

For Quemetco, proper design and operation of WESP would serve as the contingency measure. The operating conditions as specified in the Title V permit for the facility is as follow:

- The operator shall use this equipment in such a manner that the pH being monitored is not less than 6.5 of the pH scale. To comply with this condition, the operator shall install and maintain a(n) pH meter to accurately indicate the pH in the recirculation tank serving the scrubber. In addition, each pH meter shall be equipped with a chart recorder to continuously monitor and record the pH in the recirculation tank serving the scrubber.
- The operator shall use this equipment in such a manner that the flow rate being monitored, is not less than 1200 gallons per minute (gpm). To comply with this condition, the operator shall install and maintain a(n) flow meter to accurately indicate the flow rate in the liquid supply lines to the top of each scrubber compartment. Each flow meter shall be equipped with a chart recorder to continuously record the recirculating liquid flow rate, in gpm.
- The operator shall install and maintain a(n) flow meter to accurately indicate the flow rate in the water wash supply line in each WESP device. Each flow meter shall be equipped with a chart recorder with continuously records the flow rate, in gpm, and the duration, in

minutes, of each wash cycle. The flow rate to the WESP spray wash nozzles shall not be less than 144 gpm whenever a wash cycle is in progress.

- The operator shall install and maintain a(n) voltmeter to accurately indicate the voltage in the high voltage electric circuit serving each WESP device. The initial electric field voltage in each WESP device shall not be less than 15 kilovolts.
- The operator shall install and maintain a(n) flow meter to accurately indicate the flow rate in the exhaust outlet in each WESP device. A minimum of 4 WESP shall be in full operation at any one time.

The WESP is included in the Title V permit for the facility, and after more than three years of continuous operation, and several rounds of extensive testing, it has demonstrated a substantial reduction in emissions of lead. The control efficiency achieved by the WESP is not required by Rule 1420.1. It has already been implemented and is more stringent than Rule 1420.1 and RACM requirements. The emissions reductions provided by this device are not needed for or included in the control strategy to demonstrate attainment for this facility as presented in Chapter 5. Therefore, it meets all the requirements necessary as a contingency measure for the Quemetco facility.

WESPs are considered to be an excellent control technology for target compounds such as arsenic and lead. Arsenic is expected to be greatly reduced in the scrubber section of the WESP, while the other particulate metals compounds can be removed in the electrode collection section. Generally, WESPs are regarded as particulate removal devices. After construction of the WESP, a series of tests were performed in November 2008, March 2009, June 2009, and November 2009 to assess the effectiveness of the design. Comparison of before and after the installation and operation of the WESP indicates an overall control efficiency of up to 86% for lead.

At Quemetco, an “upflow” WESP design was selected. With upflow design, inlet gas from the kiln, reverberatory furnace, electric arc furnace, and refinery flows through the primary particulate control equipment (compliant with Rule 1420.1 requirements), and then into the bottom of the WESP. Initial treatment is performed in the scrubber section at the lower part of the WESP. The scrubber section contains a packed bed condenser/absorber. In this section, SO₂ is removed from the gas stream through the use of a low-concentration sodium carbonate solution as the scrubber liquid. For particulate metals control, the main purpose of the scrubber section is to ensure that the flow of inlet gas is saturated and evenly distributed as it moves to the collection section above. A liquid cooling circuit consisting of a cooling tower and a plate-and-frame heat exchanger cools the gas and condenses the water vapor. A blowdown stream is taken from the scrubber section recirculation line to bleed sulfate reaction products and condensed water from the system. The blowdown is used as make-up water for other scrubbing processes in the plant.

Gas cooling in the scrubber section offers a number of advantages. Of these, the most important is water condensing on the sub-micron particulate metals. This results in increased particle size and higher collection efficiencies in the collection section. The gas volume is also reduced, allowing the collection section to be smaller than would otherwise be needed. Finally, gas cooling in the scrubber section ensures the greatest possible capture of

condensable compounds such as arsenic from the gas stream prior to entering the collection section.

After passing through the scrubber section, the gas enters the collection section, which is made up of an array of tubes with a high-voltage electrode running through the center of each. Particulate metals collection in this area involves three steps. Initially the particles are given a negative charge by an ionizing corona produced by the electrode. Next the electrical field between the electrode and the tube wall causes the charged particles to migrate to and accumulate on the tube walls. Finally, accumulated particulate is periodically washed from the tube walls into a discharge basin at the bottom of the WESP. As the treated exhaust exits the collection section, it passes through a mist eliminator for water droplet removal prior to discharge through a stack.

Satisfaction of Contingency Requirements: According to the preamble to the Lead NAAQS final rule (73 FR 67040), the key requirements associated with contingency measures are:

- Contingency measures must be fully adopted rules or control measures that are ready to be implemented as expeditiously as practicable upon a determination by EPA that the area has failed to achieve, or maintain reasonable further progress, or attain the lead NAAQS by the applicable statutory attainment date.
- The SIP should contain trigger mechanisms for the contingency measures and specify a schedule for implementation.
- The SIP must indicate that the measures will be implemented without further action (or only minimal action) by the state or by the Administrator.
- The contingency measures should also consist of control measures for the area that are not already included in the control strategy for the attainment demonstration of the SIP.
- The measures should provide for emission reductions that are at least equivalent to one year's worth of reductions needed for the area to meet the requirements of RFP, based on linear progress towards achieving the overall level of reductions needed to demonstrate attainment.

All of these key requirements are satisfied by the provisions of adopted AQMD Rule 1420.1 and the other compliance and permit mechanisms listed above.

The rule is fully adopted, and the Compliance Plan provision serves as a contingency measure that will *already be* implemented before a determination of failure to meet RFP or the attainment date. Rule 1420.1 contains specific trigger mechanisms more stringent than the NAAQS, with specific contingency control measures to be included in a targeted, facility-specific Compliance Plan. Implementation of the contingency measures in the approved Compliance Plan is triggered automatically without further action by the state or the Administrator. The approval of the Compliance Plan will necessarily occur months *before* EPA can provide notification of the need to implement contingency measures. Therefore, the Compliance Plan approval process is not subject to the minimal action requirement, although it still meets the EPA interpretation of this requirement, i.e. that no further *rulemaking actions* by the state, or EPA, would be needed to implement the

contingency measures (73 FR 67039). The contingency measures in the Compliance Plan are not already included in the SIP or Rule 1420.1; they are additional, targeted measures to control lead emissions from unanticipated problems not already covered by the rule. The more stringent ambient monitoring requirements under rule 1420.1 are an additional contingency measure that leads to more than one year's worth of reductions based on observed ambient air concentrations.

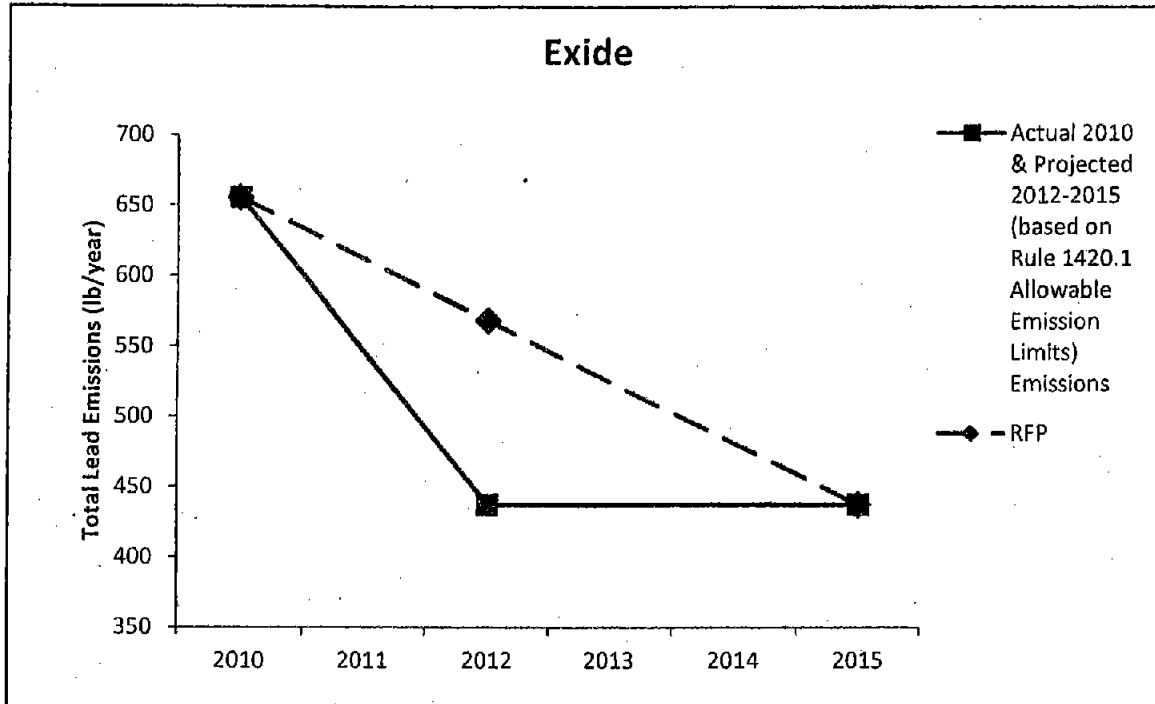
In addition, an approved and enforceable Compliance Plan with a trigger mechanism at Exide, and an existing additional control device at Quemetco, provide additional contingency measures that further satisfy CAA requirements

REASONABLE FURTHER PROGRESS (RFP)

The CAA requires SIPs for most nonattainment areas to demonstrate RFP toward attainment through emission reductions phased in from the time of the SIP submission out to the attainment date. The revised lead NAAQS provides further detail on how RFP is to be addressed in lead SIP submittals (73 FR 67038). Per CAA section 171, RFP is defined as "such annual incremental reductions in emissions of lead as are required by this part or may reasonably be required by the Administrator for the purposes of ensuring attainment of the lead NAAQS by December 31, 2015". To determine RFP for lead, at a minimum, controls must be implemented expeditiously and an accurate estimate of emissions reductions that will be achieved by control measures should be quantified.

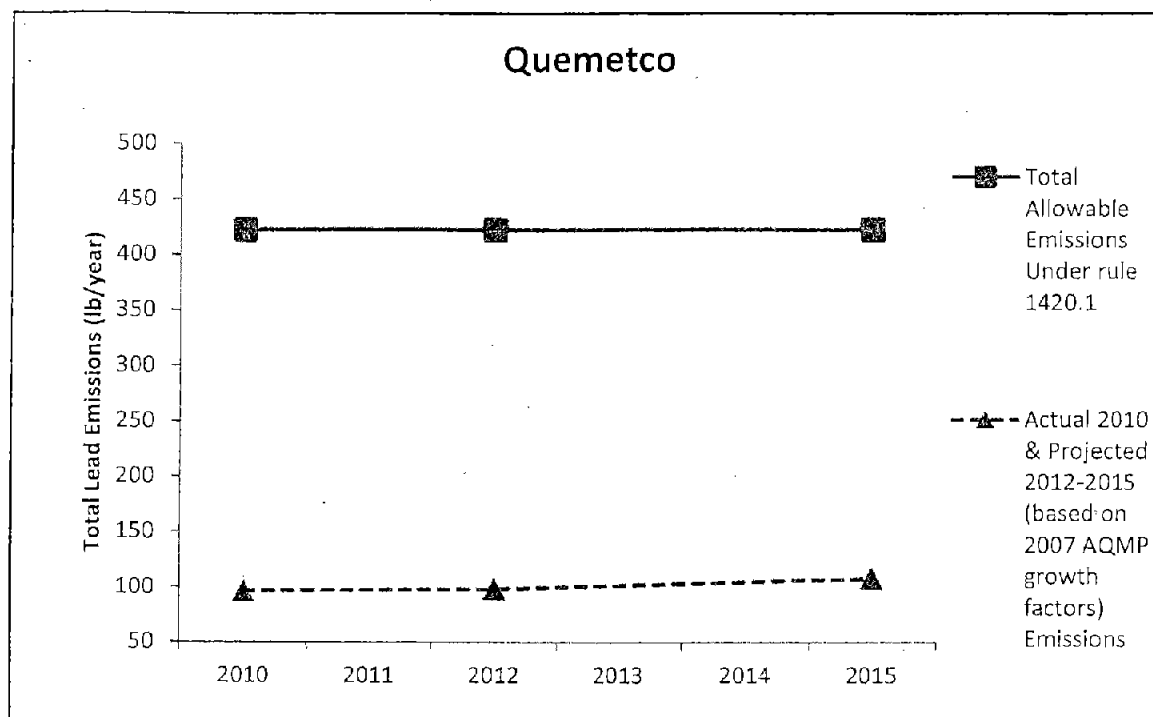
For Exide, in 2010, the actual total emissions were 655.54 lbs/yr. Since Rule 1420.1 is already adopted and all provisions in the rule leading to emissions reduction are already in effect, the emissions from Exide for 2012 are anticipated to be 437.41 lbs/yr, which is the total allowable emissions limit established in Rule 1420.1. The amount represents minimum emission reductions necessary for Exide to ensure attainment, and show compliance with Rule 1420.1 requirements. Since the compliance deadline for meeting Rule 1420.1 ambient limits is January 1, 2012, Exide's emissions after 2012 should either decrease or stay the same. Therefore, as shown in Figure 6-2, RFP for Exide is demonstrated through the early achievement of the required emissions reductions mandated under Rule 1420.1.

FIGURE 6-2
Demonstration of RFP for Exide



For the Quemetco facility, in 2010, the actual total emissions were 96.21 lbs/yr, which is well below the allowable emission limit of 422.32 lbs/yr established in Rule 1420.1. Since Quemetco has already taken major steps in reducing lead emissions, as shown by their 2010 emissions, it is not anticipated that their emissions will increase to the total allowable limit. In order to estimate Quemetco's actual future emissions for RFP demonstration, the emission growth factor contained in the 2007 AQMP was applied to the actual baseline emissions in 2010, and as a result, 2012 and 2015 lead emissions are estimated to be 98.06 lbs/yr and 107.73 lbs/yr, respectively. These total emissions continue to be much less than the 422.32 lbs/yr allowable emission limit. Therefore, as shown in Figure 6-3, RFP has been met since 2010.

FIGURE 6-3
Demonstration of RFP for Quemetco



CAA Section 171 also states that RFP for lead nonattainment areas should be met by “adherence to an ambitious compliance schedule” which is expected to periodically yield significant emission reductions, and as appropriate, linear progress. The EPA recommends that SIPs for lead nonattainment areas provide a detailed schedule for compliance of RACM (including RACT) in the affected areas and accurately indicate the corresponding annual emission reductions to be achieved.

The “ambitious compliance schedule” requirement for RFP is already met since adopted Rule 1420.1 contains compliance deadlines of July 1, 2011 for implementation of all requisite control measures and emissions limits, and January 1, 2012 for the ambient monitoring limit of $0.15 \mu\text{g}/\text{m}^3$. Rule 1420.1 complies fully with RACM, and since Rule 1420.1 is already adopted, and all provisions in the rule leading to emissions reductions are already in effect, there is no need to further indicate annual incremental reductions or linear progress for RFP purposes. All emission reductions have already been achieved. The facilities are already subject to emission limits and ambient monitoring requirements that will ensure compliance with the NAAQS.

The CAA also requires early implementation of less technology intensive control measures (e.g. controlling fugitive dust emissions at the stationary source, as well as required controls on area sources), and phased in implementation of more technology intensive control

measures, such as those involving the installation of new hardware. Rule 1420.1 outlines requirements for total enclosures of all areas which process, handle and store lead-containing materials for the control of fugitive emissions, in addition to add-on controls such as the usage of filters or bags achieving 99.97% control efficiency on 0.3 micron particles, and secondary lead controls on dryers. Rule 1420.1 also includes additional provisions requiring detailed housekeeping, and periodic emissions testing of air pollution control devices. Failure to comply with these requirements will result in violations and associated further actions to bring the facility into compliance.

REASONABLY AVAILABLE CONTROL MEASURES (RACM) AND REASONABLY AVAILABLE CONTROL TECHNOLOGY (RACT) REQUIREMENTS

The federal Clean Air Act, Section 172(c)(1) and the new lead NAAQS regulation (73 FR 66964), requires lead nonattainment area SIPs contain all reasonably available control measures (RACM), including reasonably available control technology (RACT). For each nonattainment area required to submit an attainment demonstration, Section 172(c)(1) and (c)(2) of the CAA requires the area to demonstrate that it has adopted all control measures necessary to show that it will attain the revised lead standard as expeditiously as practicable. In order to comply with this provision, the AQMD has identified and evaluated all measures it has implemented or plans to implement in the future and compare them with measures implemented by other agencies within and outside of the state. Once the process of determining RACM for an area is completed, the individual measures should then be converted into a legally enforceable vehicle (e.g. a regulation or permit program), as it was done for Rule 1420.1.

RACM should address sources of ambient lead concentration, but primarily limited to stationary sources emitting more than 0.5 tons per year (73 FR 67037). Based on monitoring data, the AQMD staff has identified large lead-acid battery recycling facilities as the only stationary source emitters of lead in the Los Angeles County, that cause or has the potential to cause exceedances of the new lead NAAQS. As a result, On November 5, 2010, the AQMD adopted Rule 1420.1 – Emissions Standard for Lead From Large Lead-Acid Battery Recycling Facilities. The purpose of the rule is to protect public health by reducing exposure and emissions of lead from large lead-acid battery recycling facilities, and to address the new NAAQS for lead to ensure the Los Angeles County can achieve the revised lead standards.

RACM should identify potential control measures for sources of lead in the nonattainment area. The control measures should be evaluated for reasonableness, considering their technological feasibility and the cost of control within the nonattainment area. Rule 1420.1 includes extensive and comprehensive provisions for the control of lead point source and fugitive emissions.

In addition, EPA document titled "Implementation of the 2008 Lead National Ambient Air Quality Standards (NAAQS) - Guide to Developing Reasonably Available Control Measures (RACM) for Controlling Lead Emissions," dated March 2012, contains an analysis of lead emission control measures for the purpose of determining what controls may constitute

reasonably available control measures (RACM), including reasonably available control technologies (RACT) pursuant to Section 172(c)(1) of the Clean Air Act. The document identifies control measures for lead emissions from sources in the Secondary Lead Smelting, Lead Acid Battery Manufacturing, Iron and Steel Mills, and Iron and Steel Foundries source categories. For each identified control measure, the document contains an assessment of how likely the control measure is to constitute RACM based on criteria outlined in the report. There are three types of emissions from secondary lead smelting facilities: process emissions, process fugitive emissions and fugitive dust emissions. For all three types of emissions, the document specifically references the control measures included in AQMD Rule 1420.1 as RACM in their analysis.

The EPA's historic definition of RACT is the lowest emissions limitation that a particular source is capable of meeting by the application of control technology that is reasonably available considering technological and economic feasibility. RACT applies to the "existing sources" of lead in an area emitting 0.5 tons per year or more, including stack emissions, industrial process fugitive emissions, and industrial fugitive dust emission. The CAA requires the EPA to revise RACT, update existing Control Technique Guidelines (CTG) documents, or develop new documents, on a frequent basis to provide states and local agencies with most current technical information and assist them in determining RACT. AQMD staff compared the current requirements in the AQMD's rules pertaining to lead emissions with the requirements in the revised CTGs as part of the Rule 1420.1 development process. Rule 1420.1 meets or exceeds the emissions controls provided in the CTGs.

To address technological and economic feasibility, a socioeconomic assessment was conducted to analyze the costs associated with compliance under Rule 1420.1 as part of the rule development process. In addition, pursuant to California Environmental Quality Act (CEQA) Guidelines §15252 and AQMD Rule 110, the AQMD prepared an Environmental Assessment for Rule 1420.1.³ The socioeconomic assessment for Rule 1420.1 is provided in Appendix II.

The AQMD staff has concluded that Rule 1420.1 fulfills the RACM/RACT requirements for the revised lead NAAQS. In general, the AQMD's current rules and regulations are equivalent to or more stringent than those developed by other air districts. Table 6-2 provides a comparative analysis of Rule 1420.1 and Rule 1420 with the monitoring requirements of the new lead NAAQS regulation and NESHAP requirements for secondary lead smelters. Moreover, AQMD proposes to revise Rule 1420 in the 4th quarter of 2012, which will ensure that sources of lead which are not subject to Rule 1420.1 will never exceed the 2008 NAAQS for lead. No such sources currently exceed the 2008 NAAQS for lead.

³ From AQMD's website, available at: <http://www.aqmd.gov/ceqa/aqmd.html>

TABLE 6-2

Comparison of AQMD Rule 1420.1 with AQMD Rule 1420, the 2008 Lead NAAQS, and the NESHAP for Secondary Lead Smelters

Rule Element	AQMD Rule 1420.1	AQMD Rule 1420	2008 Lead NAAQS	NESHAP from Secondary Lead Smelting
Applicability	Lead-acid battery recycling facilities that have processed more than 50,000 lead-tons/year in the past 5 years or in any future year	Facilities that use or process lead-containing materials	All lead sources	Secondary lead smelters
Ambient Air Quality Standard	On and after January 1, 2012, meet 0.15 $\mu\text{g}/\text{m}^3$ averaged over 30 consecutive days	1.5 $\mu\text{g}/\text{m}^3$ averaged over 30 days	0.15 $\mu\text{g}/\text{m}^3$: - 3-month average of monthly averages - Demonstrated over a 3-year period.	None
Total Enclosures	Total enclosures for main areas where processing, handling and storage of lead-containing materials occur	None ⁴	None ⁵	Total or partial enclosures for: - Smelting furnace and dryer charging hoppers, chutes, and skip hoists; - Smelting furnace lead taps, and molds during tapping; - Refining kettles; - Dryer transition pieces; and - Agglomerating furnace product taps
Emission Standard and Requirements for Lead Control Devices	- Total facility mass emission rate of 0.045 lbs/hr of lead from all lead point sources; maximum emission rate of 0.010 lb/hr of lead for any individual lead point source - Use of filters or bags that are rated	99% control efficiency for particulate matter; 98% control efficiency for lead	None	Concentration of 2.0 mg/dscm

⁴ Total enclosures have been required through Compliance Plans and legal actions.

⁵ Effective date for the NAAQS is five years after final attainment designation.

Chapter 6: Clean Air Act Requirements

Rule Element	AQMD Rule 1420.1	AQMD Rule 1420	2008 Lead NAAQS	NESHAP from Secondary Lead Smelting
	by the manufacturer to achieve 99.97 percent control efficiency on 0.3 micron particles or made of PTFE membrane material - Secondary lead controls on dryer			
Compliance Plan	Only required if a facility exceeds 0.12 $\mu\text{g}/\text{m}^3$; 30 consecutive day avg.; Identifies additional lead control measures beyond the rule; Begin implementation if facility exceeds 0.15 $\mu\text{g}/\text{m}^3$; 30 consecutive day avg.	Specifies general facility information ⁶	None	None
Ambient Air Monitoring Requirements	<ul style="list-style-type: none"> - Minimum of four monitors at facility locations approved by the Executive Officer - Samples collected at least once every three days - Results reported monthly - Daily sampling if 0.15 $\mu\text{g}/\text{m}^3$ is exceeded after January 1, 2012 	<ul style="list-style-type: none"> - Minimum of two monitors at facility locations approved by the Executive Officer - Samples collected every six days - Results reported quarterly 	For states, a minimum of: <ul style="list-style-type: none"> - One source-oriented monitor at all facilities emitting 0.5 tons of lead/year; and - One non-source-oriented monitor in urban areas with a population of at least 500,000 people - Samples collected every six days 	None
Housekeeping Requirements	Prescribed requirements for cleaning frequencies of specific areas; maintenance activity; building integrity inspections; storage and transport of lead-containing materials; onsite mobile	Requirements for storage of dust-forming material; weekly cleaning of surfaces subject to vehicular or foot traffic; and storage, disposal, recovery, and recycling of lead or lead-containing	None	Periodic wash down of plant roadways (lower frequency than Rule 1420.1); wet suppression of battery breaking area storage piles; vehicle wet washing of vehicles exiting the materials

⁶ Additional facility requirements have been added through revised Compliance Plans.

Chapter 6: Clean Air Act Requirements

Rule Element	AQMD Rule 1420.1	AQMD Rule 1420	2008 Lead NAAQS	NESHAP from Secondary Lead Smelting
	sweeping; and surface impoundment cleanings	wastes generated from housekeeping activities ⁷		handling and storage areas
Reporting Requirements	<ul style="list-style-type: none"> - Ambient air lead and wind monitoring; - Shutdown, turnaround, and maintenance activity reports; - Public notifications for specific shutdown and maintenance activity; - Initial Facility Status Reports - Ongoing Facility Status Reports 	Ambient air lead and wind monitoring for any lead-processing facility that is required or elects to do ambient air monitoring	For states: <ul style="list-style-type: none"> - SIP submittal; - Emission reports; and - Ambient air quality data 	<ul style="list-style-type: none"> - Lead control alarm/failure reports including fugitive dust control measures performed during failures

⁷ Additional housekeeping measures have been required through revised Compliance Plans and legal actions.

APPENDIX I

LEAD AIR QUALITY IN LOS ANGELES COUNTY

The Appendix I includes:

- Monitoring data from fence-line sites
 - Exide daily and 30 day rolling averages
 - Quemetco daily and 30 day rolling averages
- Monitoring data from network sites
 - One- and three- month averages
 - Daily average data - AQS
- Source-oriented sites
 - One- and three- month averages
 - Exide – Daily averages
 - Quemetco – Daily averages
 - Trojan – Daily averages
 - Van Nuys Airport – Daily averages

APPENDIX II

RULES

Rules can be found on our website at:

Rule 1420 - <https://www.aqmd.gov/rules/reg/reg14/r1420.pdf>

Rule 1420.1 - <https://www.aqmd.gov/rules/reg/reg14/r1420-1.pdf>

APPENDIX III

MODELING AND ATTAINMENT DEMONSTRATION

Exide – AERMOD Source Parameters for 2015
(Total Emissions – Stack and Fugitive Emissions)

Source ID	Source Description	UTM Coordinates		Emission Rate (g/s)	Release Ht (m)	Temp (K)	Velocity (m/s)	Diameter (m)
		X (m)	Y (m)					
S001	Raw Materials Processing Scrubber	389796	3763324	<i>1.728E-04</i>	19.360	296.48	8.702	1.09
S002	Material Handling Baghouse	389814	3763277	<i>5.551E-04</i>	34.146	295.93	12.995	2.13
S003	Soft Lead Baghouse	389841	3763343	<i>4.108E-04</i>	34.146	309.82	13.345	2.13
S004	Hard Lead Baghouse	389821	3763295	<i>4.923E-04</i>	34.146	310.37	15.860	2.13
S005	Feed Dryer Baghouse	389857	3763308	<i>1.260E-03</i>	<i>36.600</i>	375.37	10.927	0.91
S006	Neptune Scrubber	389843	3763316	<i>8.447E-05</i>	34.146	332.59	11.151	1.16
S007	North Torit Baghouse	389885	3763337	<i>6.806E-04</i>	<i>36.600</i>	312.04	13.340	2.101
S008	South Torit Baghouse	389883	3763334	<i>1.738E-03</i>	<i>36.600</i>	298.15	14.712	2.101
S017	Raw Materials Processing Fugitive	389820	3763358	3.072E-04	7.622	N/A	N/A	46.0
S018	MAC Baghouse	389832	3763288	<i>2.761E-04</i>	<i>36.600</i>	296.48	19.187	1.799
L001	Roadway Fugitives	<i>106 vol sources</i>		<i>2.966E-06</i>	1.000	N/A	N/A	6.0

Note:

- 1) The items which have been changed from the 2010 modeling (shown in previous table) are in ***bold and italics***.
- 2) S005, S007, S008, S018 stack heights were raised due to the construction of the baghouse row enclosure.
- 3) The number and location of the volume sources for the roadways also changed due to the new roadway configuration.
- 4) An 80% reduction was applied to the roadway fugitives to account for the good housekeeping measures required by Rule 1420.1.
- 5) The stack emission rates were calculated using the Rule 1420.1 facility total emission limit of 0.045 lb/hr distributed among the stacks based on the ratio of the measured emissions, ensuring that no individual stack exceeded the 0.01 lb/hr per stack limit.
- 6) For 2015, in the Stacks only scenario, the point source parameters modeled were the same as listed in this table, but the Rule 1420.1 total facility point source limit of 0.045 lb/hr was evenly distributed throughout the stacks and each stack was assigned an emission rate of 6.300E-04 g/s.

Quemetco – AERMOD Source Parameters for 2015

(Total Emissions – Stack and Fugitive Emissions)

Source ID	Source Description	UTM Coordinates		Emission Rate (g/s)	Release Ht (m)	Temp (K)	Velocity (m/s)	Diameter (m)
		X (m)	Y (m)					
S002	WESP	409269.08	3765291.357	5.841E-04	21.336	310.928	14.19850	2.034
S004	Busch FA	409168.74	3765360.937	4.181E-04	10.100	311.483	19.11614	1.180
S005	Busch FB	409172.69	3765357.767	5.021E-04	10.100	312.039	18.77568	1.180
S006	Busch FC	409176.63	3765353.927	8.400E-04	10.100	314.817	13.05550	1.180
S007	Busch FD	409180.57	3765350.427	4.210E-04	10.103	318.706	8.75294	1.180
S008	Busch DBE	409280.86	3765382.797	3.162E-04	10.100	299.261	16.29674	1.180
S009	Busch DCF	409284.27	3765386.947	6.855E-04	10.103	309.261	17.06880	1.180
S010	Busch DAG	409287.68	3765391.107	1.260E-03	10.103	307.594	15.92062	1.180
S011	Busch BEH	409291.10	3765395.097	2.650E-04	10.103	309.817	16.55064	1.180
S012	Busch BW	409294.53	3765399.267	3.780E-04	10.103	314.261	15.33144	1.180
S017	Battery Wrecker Fugitive	409260.27	3765352.270	1.999E-04	7.622	N/A	N/A	46.0
L001	Roadway Fugitives	24 volume sources		8.523E-06	1.000	N/A	N/A	6.0

Note:


- 1) The items which have been changed from the 2010 modeling (shown in previous table) are in ***bold and italics***.
- 2) The number and location of the volume sources for the roadways also changed due to the new roadway configuration.
- 3) An 80% reduction was applied to the roadway fugitives to account for the good housekeeping measures required by Rule 1420.1.
- 4) The stack emission rates were calculated using the Rule 1420.1 facility total emission limit of 0.045 lb/hr distributed among the stacks based on the ratio of the measured emissions, ensuring that no individual stack exceeded the 0.01 lb/hr per stack limit.
- 5) For 2015, in the Stacks only scenario, the point source parameters modeled were the same as listed in this table, but the Rule 1420.1 total facility point source limit of 0.045 lb/hr was evenly distributed throughout the stacks and each stack was assigned an emission rate of 5.670E-04 g/s.

Exide – Location of Modeled Sources – 2015 Emissions



The buildings are shown as bright blue polygons; This configuration includes the new baghouse row which was completed in March 2012. The line sources (made up of multiple volume sources) is shown as a red line source; This configuration reflects the addition of the truck wash area in the western portion of the site where all trucks with lead associated materials will have to use prior to leaving the facility, and the addition of 2 gates. The point sources are shown as red dots ; The volume source (raw materials processing fugitives) is shown as a dark blue square

Quemetco – Location of Modeled Sources – 2015 Emissions



The buildings are shown as bright blue polygons.

The line sources (made up of multiple volume sources) is shown as a red line source; This configuration reflects the relocation of the main gate in order to move the on-site truck movement from areas where people are frequently walking, which will occur in 2012.

The point sources are shown as red dots; The volume source (battery wrecker fugitives) is shown as a dark blue square

**Exide – 2015 Lead Concentrations ($\mu\text{g}/\text{m}^3$)
Using Rule 1420.1 Emission Limits (Total Emissions – Stack and Fugitive Emissions)**

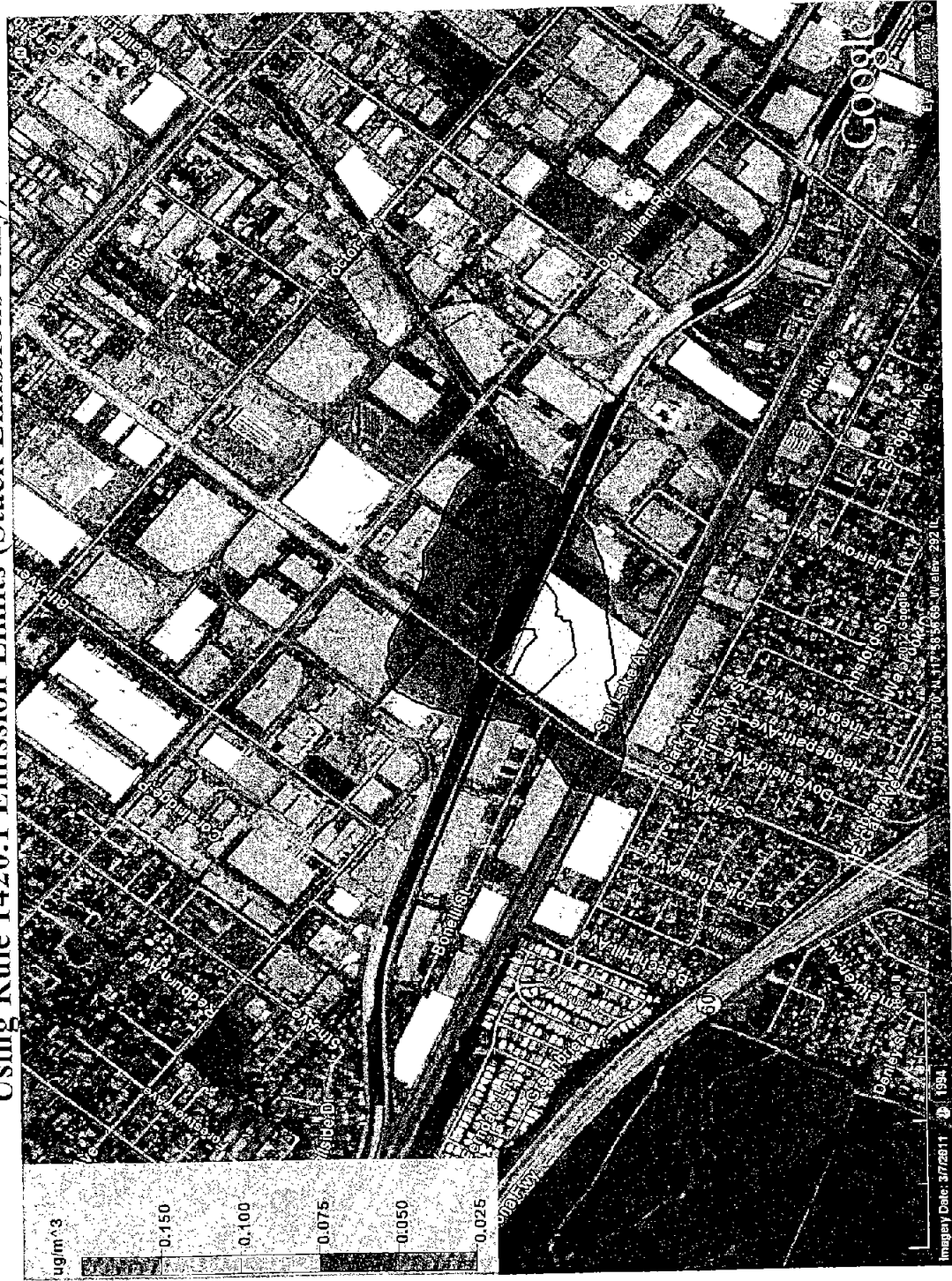


[illegible]

**Exide – 2015 Lead Concentrations ($\mu\text{g}/\text{m}^3$)
Using Rule 1420.1 Emission Limits (Stack Emissions Only)**



Quemetco – 2015 Lead Concentrations ($\mu\text{g}/\text{m}^3$)
 Using Rule 1420.1 Emission Limits (Stack Emissions Only)



APPENDIX IV

SOCIOECONOMIC REPORT FOR RULE 1420.1

Socioeconomic report is available at:

http://www.aqmd.gov/aqmp/Lead_SIP/homepage.htm

APPENDIX V

RESPONSE TO COMMENTS



UNITED STATES ENVIRONMENTAL PROTECTION AGENCY
REGION IX
75 Hawthorne Street
San Francisco, CA 94105

MAR 14 2012

Elaine Chang, Dr. P.H.
Deputy Executive Officer
South Coast Air Quality Management District
21865 Copley Drive
Diamond Bar, California 91765

Dear Dr. ~~Chang~~, *Elaine*

Thank you for providing the Environmental Protection Agency with the opportunity to review the "Draft - 2012 Lead State Implementation Plan Los Angeles County" (2012 Draft Lead SIP). Our concerns about the SIP as currently drafted relate to the Clean Air Act (CAA) requirements for attainment modeling, reasonable further progress (RFP), and contingency measures. We recommend that revisions to the SIP be made prior to submittal to EPA for action.

The modeled attainment demonstration needs to address fugitive emissions. We understand that fugitive emissions are difficult to estimate. However, the 2012 Draft Lead SIP acknowledges their relative importance; see page 5-4 of the 2012 Draft Lead SIP, "As previously stated, the modeling results above do not include the influence of fugitive emissions, although fugitive emissions are believed to be a significant source of ambient lead in the vicinity of these two facilities." Please also provide adequate documentation for the modeling for our review, including an estimate of fugitive emissions and how the estimate was calculated.

Comment 1

Comment 2

Per CAA section 171, RFP is defined as "such annual incremental reductions in emissions of the relevant air pollutant as are required by this part or may reasonably be required by the Administrator for the purposes of ensuring attainment of the applicable national ambient air quality standard by the applicable date." To demonstrate RFP for lead, at a minimum, controls must be implemented expeditiously and an accurate estimate of emissions reductions that will be achieved by control measures should be quantified.¹ Our lead national ambient air quality standards provide flexibility concerning the timing of reductions for RFP. (see 73 FR 66964, November 12, 2008).

Regarding attainment plan contingency measures, CAA Section 172(c)(9) states, "Such plan shall provide for the implementation of *specific measures* to be undertaken if the area fails to make

Comment 3

¹ See Memorandum, Scott Mathias, Interim Director, US EPA Office of Air Quality Planning and Standards, Air Quality Policy Division, to Regional Air Division Directors, Regions I-X, "2008 Lead (Pb) National Ambient Air Quality Standards (NAAQS) Implementation Questions and Answers," July 8, 2011 ("2011 Lead Q&A"), p. 2.

reasonable further progress, or to attain the national primary ambient air quality standard by the attainment date applicable under this part. Such measures shall be included in the plan revision as contingency measures *to take effect in any such case without further action by the State or the Administrator.*" [Emphasis added] The EPA interprets this provision to allow states to meet this requirement with control measures that have already been implemented but are not needed for attainment², and to allow for "minimal action" to be necessary prior to implementation of the measures (73 FR 66964, at 67039). Finally, the attainment plan should quantify the amount of reductions yielded by implementation of the contingency measures. For lead SIPs, EPA believes it is reasonable for contingency measures to reduce emissions by 20 percent of the total amount required for attainment. Under certain circumstances, it may be possible to calculate this amount by reference to reductions in ambient air concentrations. EPA would need to evaluate the approvability of this approach on a case-by-case basis.³ We will need further clarification on how South Coast Rule 1420.1 and its compliance plan section fulfill the requirements of a contingency measure.

We appreciate your hard work on the development of this SIP and are available to discuss these issues and any other questions you may have. Please have your staff contact Wienke Tax (415)-947-4192 on planning issues, or Carol Bohnenkamp at (415) 947-4130 for modeling issues. I can be reached at 415-972-3183.

Sincerely,



for Elizabeth Adams
Deputy Director, Air Division

Cc: Lynn Terry, California Air Resources Board
Karen Magliano, California Air Resources Board

² See "Early Implementation of Contingency Measures for Ozone and Carbon Monoxide (CO) Nonattainment Areas," G.T. Helms, August 13, 1993, available at <http://www.epa.gov/ttn/carp/t1pgm.html>.

³ 2011 Lead Q&A, p. 3.

Comment 1: We understand that fugitive emissions are difficult to estimate. However, the modeled attainment demonstration needs to address fugitive emissions.

Response: To address this comment, the modeling in the Revised Draft 2012 Lead SIP document was revised to include the fugitive lead emissions for Exide Technologies and Quemetco Inc., in the Los Angeles County. Given the fact that fugitive emissions cannot be readily captured or directly measured, and they are challenging to estimate, the methodology in the EPA document titled as: "'Development of the RTR Emissions Dataset for the Secondary Lead Smelting Source Category", used for development of Secondary Lead Smelting NESHAP was used by AQMD staff to estimate fugitive emissions (for more details, please refer to Chapter 3, Stationary Sources, Pg 3-3). With the inclusion of the fugitive emissions, modeling for both facilities continues to demonstrate attainment with the NAAQS for future years.

Comment 2: Please provide adequate documentation for the modeling for EPA review, including an estimate of fugitive emissions and how the estimate was calculated.

Response: To address this comment, the modeling approach in Chapter 5 of the Revised Draft 2012 Lead SIP document was revised to provide further documentation for the modeling and to address fugitive emissions.

Comment 3: Clean Air Act Section 172(c)(9) states that each SIP shall provide for the implementation of specific contingency measures to be taken if the area fails to make reasonable further progress, or to attain the NAAQS by the attainment date. Please provide further clarification on how AQMD Rule 1420.1 and its compliance plan section fulfills the requirements of a contingency measure.

Response: To provide further clarification on contingency measures and how AQMD Rule 1420.1 and its compliance plan provision fulfills this requirement, more details were provided. In addition, facility specific contingency measures for Exide Technologies and Quemetco Inc. were included via reference to specific elements of approved Compliance Plan and permit conditions. As a result, the Contingency Measures chapter (Chapter 6, pages 6-3 to 6-14) in the Revised Draft 2012 Lead SIP document was expanded. In addition, language was added to clarify how the reasonable further progress requirements are met (Chapter 6, pages 6-15 to 6-18).

Quemetco, Inc.

March 14, 2012

Barry Wallerstein, D.Env.
Executive Officer
South Coast Air Quality Management District
21865 Copley Avenue
Diamond Bar, CA 91765

Dear Dr. Wallerstein:

The purpose of this letter is to comment on the Draft 2012 Lead State Implementation Plan—Los Angeles County ("Draft Lead SIP"). Quemetco, Inc. ("Quemetco") operates a lead recycling facility in the City of Industry, California and has implemented effective lead emission controls at the facility. As one of the two companies in Los Angeles County involved in lead recycling (and directly regulated by the Draft Lead SIP), Quemetco has an appreciation of the nature of lead recycling and its relationship to lead emissions, and is well positioned to comment on the Draft Lead SIP.

The Draft Lead SIP, prepared to ensure that Los Angeles County air complies with the recently strengthened National Ambient Air Quality Standard ("NAAQS") for lead, provides the South Coast Air Quality Management District ("AQMD") with the opportunity to ensure that lead levels in Los Angeles County are effectively reduced to protect health and welfare.

As discussed in more detail below, the Draft Lead SIP does not contain adequate strategies and measures to ensure protection of human health and the environment from lead pollution. In particular, the Draft Lead SIP fails to address the Clean Air Act mandate to include reasonably available control measures ("RACM") and reasonably available control technologies ("RACT") in the Lead SIP. As Quemetco has demonstrated at its City of Industry, California lead recycling facility, Wet Electrostatic Precipitator ("WESP") technology is both technologically and economically feasible and substantially reduces lead levels, thereby protecting human health and the environment.

I. The Health Effects of Lead

The Draft Lead SIP recognizes the significant health risks associated with lead. As summarized in Chapter I:

Lead is generally emitted in the form of particles, which can end up being deposited in the human lung as well as in water, soil, and dust. Human exposure to lead occurs in a variety of ways with common routes being that of inhalation and ingestion. Once in the body, lead is quickly absorbed into the bloodstream and can result in a broad range of adverse health effects. The most widely used indicator of lead exposure in many studies is the amount of lead measured in

AN **RSR** CORPORATION

720 South 7th Avenue / City of Industry, California 91746
Telephone—(626) 330-2294 / Fax—(626) 330-2502

whole blood because of the direct relationship between blood lead (PbB) levels and health effects. Clinical effects resulting from high-level lead exposure include nervous and reproductive system disorders, neurological and physical developmental effects, cognitive and behavioral changes, and hypertension. Young children are especially susceptible to the effects of environmental lead because they are more vulnerable to certain biological effects of lead including learning disabilities, deficits in IQ, and behavioral problems. . . .

(Draft Lead SIP, p. 1-6.)

When adopting the 2008 lead NAAQS, EPA extensively discussed the health effects of lead, particularly on children. EPA noted that lead accumulates in the body, and that lead accumulated in bones during childhood can be exchanged with blood and soft tissues throughout an individual's life. (73 Fed.Reg. 66972.) EPA summarized evidence supporting a relationship between lead pollution in air and lead levels in blood. (*Id.* at 6697.) EPA observed that lead has been demonstrated to exert a broad array of deleterious effects on multiple organ systems via widely diverse mechanisms of action. (*Id.* at 66975.) Of these effects, "there is a general consensus that the developing nervous system in children is among the, if not the, most sensitive." (*Id.* at 66976.) EPA noted that lead levels in blood vary among children in different socioeconomic categories, suggesting that exposure in less affluent neighborhoods may be higher than for the general population. (*Id.* at 66973.) Finally, EPA reported that data demonstrate that no "safe" threshold for lead in blood has been identified. (*Id.* at 66972.) In summary, it is clear that lead presents a significant health risk, particular for children; that children in lower income areas—such as the urban areas of Los Angeles County—often have the highest levels of lead in blood; and that no safe level exists for lead in blood.

Given the above, it is imperative that AQMD's Lead SIP implement all reasonable measures and technologies to appropriately protect human health and the environment, as required by the Clean Air Act.

Comment 1

II. Designation of Los Angeles County as Nonattainment for Lead National Ambient Air Quality Standard

EPA amended the NAAQS for lead in 2008, reducing the standard from 1.5 micrograms per cubic meter to 0.15 micrograms per cubic meter. (Draft Lead SIP, p. 1-1.) On December 31, 2010, EPA designated Los Angeles County as nonattainment for the 2008 lead NAAQS. (Draft Lead SIP, p. ES-1.) As the regional air quality agency responsible for air quality planning and regulation in Los Angeles County, AQMD must develop a State Implementation Plan ("SIP") to "outline the strategies, planning and pollution control activities needed to demonstrate attainment of the lead NAAQS as expeditiously as practicable, but no later than December 31, 2015." (Draft Lead SIP, p. ES-1.) The SIP must be submitted to EPA within 18 months of the nonattainment designation; in this case, by July 1, 2012. (*Id.*)

III. The Draft Lead SIP Documents the Lead Emissions from the Exide Facility are Well Above the 2008 Lead NAAQS.

Comment 2

AN **RSR** CORPORATION

720 South 7th Avenue / City of Industry, California 91746
Telephone—(626) 330-2294 / Fax— (626) 330-2502

2

The Draft Lead SIP states that facilities in the lead-acid battery recycling industry are the highest emitters of lead in Los Angeles County. The lead attainment strategy, described in Chapter 4 of the Draft Lead SIP, "is exclusively focused on directly-emitted lead from stationary sources." (Draft Lead SIP, p. 4-2.) The two facilities directly regulated by the lead SIP are the Quemeteo facility in City of Industry, California and the Exide facility in Vernon, California.

The Draft Lead SIP explains that the designation of nonattainment by EPA was based on source-oriented monitors, rather than relying solely on AQMD's regional network of monitors. This properly reflects the fact that lead emissions must be addressed at a local level and not considered from a regional standpoint.

The Draft Lead SIP provides data concerning the lead emissions from the Quemeteo and Exide facilities. Figure 2.8 shows that lead emissions from the Quemeteo facility have been consistently below the 2008 lead NAAQS standard since July 2011. (Draft Lead SIP, p. 2-16.) In contrast, Figure 2-6 documents that the Exide facility has exceeded the 2008 lead NAAQS standard for all but one month during the monitoring period. (Draft Lead SIP, p. 2-13.) This actual data clearly indicates that the Exide facility does not, at least as of January 2012, contain sufficient emission control measures to ensure that lead emissions do not result in health impacts on the local affected population.

The modeling relied on in the Draft Lead SIP indicates that lead emissions from the Exide facility will decline to approximately 0.115 micrograms per cubic meter for "future year emissions." The same modeling indicates that emissions from the Exide facility in 2010 were approximately 0.141 micrograms per cubic meter. (Draft Lead SIP, p. 5-3.) However, this modeled level is directly contradicted by the data presented in Figure 2-6 (which appear to show lead emissions well above 1 microgram per cubic meter during this period). (Draft Lead SIP, p. 2-13.)

In short, the Draft Lead SIP documents that the Exide facility may not meet the 2008 lead NAAQS and that additional measures must be considered.

Comment 2

IV. The Lead Control Strategy Must Evaluate Reasonably Available Control Measures and Reasonably Available Control Technologies

When adopting the 2008 NAAQS for lead, EPA discussed the Clean Air Act requirement that a lead SIP must properly address RACM and RACT. (73 Fed.Reg. 67035.) EPA explained that "the first step in addressing RACM for lead is identifying potential control measures for sources of lead in the nonattainment area." (*Id.*) EPA added that, "[i]f a state is aware of facts, or receives substantive public comments, that demonstrate through appropriate documentation, that additional control measures may be reasonably available in a specific area, the measures should be added to the list of available measures for consideration in that particular area." (*Id.* at 67036.) The control measures should be evaluated for reasonableness, considering their technological feasibility and the cost of control in the area for which the SIP applies. (*Id.*) If an available control measure is rejected, a reasoned justification should be prepared. (*Id.*)

AN RSR CORPORATION

720 South 7th Avenue / City of Industry, California 91746
Telephone—(626) 330-2294 / Fax—(626) 330-2502

3

With regard to economic feasibility, EPA stated that, “[a]bsent other indications, EPA as a general matter expects that it is reasonable for similar sources to bear similar costs of emissions reductions.” (*Id.*) Further, “[e]conomic feasibility for RACT purposes is largely determined by evidence that other sources in a particular source category have in fact applied the control technology or process change in question.” (*Id.*)

The Draft Lead SIP does not adequately address RACM or RACT. The Draft Lead SIP states that AQMD “has identified and evaluated all measures it has implemented or plans to implement in the future and compared them with measures implemented by other agencies within and outside the state.” (Draft Lead SIP, p. 6-5.) The Draft Lead SIP, however, does not identify any of these measures. Further, with regard to RACM, the Draft Lead SIP states that “Rule 1420.1 includes extensive and comprehensive provisions for the control of lead point sources and fugitive emissions.” (Draft Lead SIP, p. 6-6.) However, Rule 1420.1 does not identify any specific control measures or set forth the type of analysis necessary to properly address RACM and RACT requirements under the Clean Air Act.

Given the significant health risks from lead pollution, and the importance of developing a lead SIP to fully address these risks, AQMD’s Lead SIP must be revised to include a discussion of RACM and RACT that complies with Clean Air Act requirements.

Comment 3

V. Wet Electrostatic Precipitator is a Reasonably Available Control Measure to Address Lead Emissions from Lead Recycling Facilities in Los Angeles County

Comment 1

As discussed above, RACM includes potential control measures for sources of lead emissions in the nonattainment area. Under this criteria, AQMD must include in the discussion of RACM the WESP technology. Quemeteo has implemented WESP at its City of Industry, California facility, and the results demonstrate that WESP technology can substantially reduce lead emissions. In fact, application of WESP has reduced lead concentrations in stationary source emissions at Quemeteo’s Industry, California facility to less than 0.003 pounds per hour (“lbs/hr”). This emission level is substantially below the level of 0.045 lbs/hr required by AQMD’s Rule 1420.1. (AQMD Rule 1420.1(D)(2)). The WESP technology has been continuously operational since October, 2008 (greater than three years) and has undergone several rounds of testing. These tests, and their emission reports, have been reviewed and approved by AQMD.

With regard to whether WESP would qualify as RACT for other sources in Los Angeles County, Quemeteo’s implementation of WESP at its City of Industry, California facility, and the results of testing approved by AQMD, demonstrate that this technology is both technologically and economically feasible. Additionally, this technology is now considered “off-the-shelf” ready and available for other similar facilities. (See, “Integrated Scrubber & Wet Electrostatic Precipitator Reduces HAPs Emissions at Secondary Lead Smelter Facility,” by Andrew C. Bartocci [the document is available electronically at: http://www.envitechinc.com/Portals/62003/docs/it309_leadsmelterwesp.pdf].) As noted above, economic feasibility for RACT purposes is largely determined by evidence that other sources in a particular source category have in fact applied the control technology or process change in question.

AN RSR CORPORATION

720 South 7th Avenue / City of Industry, California 91746
Telephone—(626) 330-2294 / Fax— (626) 330-2502

4

In short, the Draft Lead SIP does not include a legally adequate analysis of RACM or RACT. The Draft Lead SIP must therefore be revised to evaluate RACM and RACT. In preparing this evaluation, AQMD must include WESP as a reasonably available control measure and perform an analysis of whether it qualifies as RACT.

Comment 1

VI. Conclusion

Quemetco appreciates AQMD's consideration of these comments. To the extent that AQMD needs additional information from Quemetco in order to perform the RACM and RACT evaluation, Quemetco will make every reasonable effort to provide such information. Quemetco requests that AQMD contact me at (626) 937-3212 with regard to any information that may be needed.

Sincerely,

Scott Bevns
Vice President of California Operations
Quemetco, Inc.

cc: California Air Resources Board

AN **RSR** CORPORATION

720 South 7th Avenue / City of Industry, California 91746
Telephone--(626) 330-2294 / Fax-- (626) 330-2502

5

Comment 1: It is imperative that AQMD's lead SIP implement all reasonable measures and technologies to appropriately protect human health and the environment, as required by the Clean Air Act. In addition, the AQMD must include Wet Electrostatic Precipitator (WESP) as a Reasonably Available Control Measures (RACM) and perform an analysis of whether it qualifies as Reasonably Available Control Technologies (RACT) for lead recycling facilities in Los Angeles County.

Response: Staff performed a feasibility analysis of all reasonable measure and technologies as part of Rule 1420.1 rule development. In addition, staff looked at the Wet Electrostatic Precipitator (WESP) since already installed by Quemetco and concluded that addition of WESP as a secondary control was not considered cost effective at this time. However, employing a control measure identified in Rule 1420.1, requiring 99.97% control efficiency for 0.3 micron particles would yield similar results. This analysis has been confirmed by the EPA document titled "Implementation of the 2008 Lead National Ambient Air Quality Standards (NAAQS) - Guide to Developing Reasonably Available Control Measures (RACM) for Controlling Lead Emissions," dated March 2012. The document states that "installing an add-on control technology, such as, WESP, downstream of the primary control would double the control technology costs. Moreover, because fabric filters can achieve efficiencies of greater than 99%, the amount of further lead emissions captured is relatively low compared to the amount captured with a fabric filter controlling uncontrolled emissions.

Comment 2: The Draft Lead SIP documents that the lead emissions from the Exide facility are well above the 2008 lead NAAQS, and therefore, the Exide facility may not meet the 2008 lead NAAQS and that additional measures must be considered.

Response: The revised modeling for attainment demonstration for Exide in the Revised Draft 2012 Lead SIP document that includes the fugitive and stack lead emissions demonstrates attainment with the NAAQS prior to 2015. Monitoring demonstrates that Exide met the Rule 1420.1 standard prior to January 2012. Furthermore, the existing Rule 1420.1 and the 2012 Lead SIP contingency measures would trigger additional controls if warranted.

Comment 3: Given the significant health risks from lead pollution, and the importance of developing a lead SIP to fully address these risks, AQMD's lead SIP must be revised to include a discussion of Reasonably Available Control Measures (RACM) and Reasonably Available Control Technologies (RACT) that complies with Clean Air Act requirements.

Response: A recent EPA document titled "Implementation of the 2008 Lead National Ambient Air Quality Standards (NAAQS) - Guide to Developing Reasonably Available Control Measures (RACM) for Controlling Lead Emissions," dated March 2012, contains detailed analysis of lead emission control measures for the purpose of determining what controls may constitute RACM, including RACT, pursuant to Section 172(c)(1) of the Clean Air Act. The document identifies control measures for lead emissions from sources in the Secondary Lead Smelting, Lead Acid Battery Manufacturing, Iron and Steel Mills, and Iron and Steel Foundries source categories. For each identified control measure, the document contains an assessment of how likely the control measure is to constitute RACM based on criteria outlined in the report. There are three types of emissions from secondary lead smelting facilities: process emissions, process fugitive emissions

and fugitive dust emissions. For all three types of emissions, the document specifically references the control measures included in the adopted AQMD Rule 1420.1 as RACM, including RACT in their analysis. Therefore, the provisions of RACM and RACT have been fully addressed in Chapter 6 of the Revised Draft 2012 Lead SIP.

From: abinc@aol.com [mailto:abinc@aol.com]
Sent: Wednesday, February 15, 2012 10:47 PM
To: James Kolzumi
Subject: 2012 lead implementation plan

I'm on the mailing list for AQMD announcements. I received one regarding the lead rule for battery recyclers. While it is not clear to me that any rule changes, implementation, etc., were needed since no air quality concerns were noted from this source, apparently the LA basin continues to be an area of concern about lead as an air quality issue. I have found nothing to indicate that the District considers asphalt recycling activities as a source of lead. About 13 years ago I was called to investigate an asphalt recycling facility operated for the benefit of City of Los Angeles. The facility was in or on the border of the City of San Fernando (Bradley Avenue). I found (very) high levels of lead dust in the neighborhood. As the distance from the recycling facility increased (downwind, prevailing wind direction), the concentration of lead diminished. Closer study indicated that the lead was released during grinding of asphalt during reclamation. The lead in the asphalt could have originated from leaded fuels used in the prior decades. In all likelihood, the concentration of lead in these materials is continuing to diminish as time goes by and the old pavements are replaced by newer, and of course, since leaded fuels are not used anymore. I bring this to your attention because it seems odd to me that LA basin can continue to be an EPA "non-attainment area" when there are few lead-acid battery recyclers to begin with, and those that are appear to be in compliance with the 0.15 microgram/cu. meter standard. In any event, these locations would be point sources and, with lead being as dense as it is, unlikely to be wafted long enough distances to be of area-wide concern. Is it possible that EPA and SCAQMD are targeting the wrong set of sources? I know that at the plant I mentioned above, the dust problem diminished to virtually unnoticeable levels when the asphalt stacks and processing areas were enclosed. For that matter, when was the data gathered which led to the EPA rule? Is it possible that the data is now so outdated that the rule itself is obsolete?

Jay L. Stern

Comment 1

Comment 1: When was the data identifying the Los Angeles County as “nonattainment” gathered? Is it possible that the data is now so outdated that the rule itself is obsolete?

Response: On December 31, 2010, the EPA designated the Los Angeles County portion of the Basin, excluding San Clemente and Santa Catalina Islands (Southern Los Angeles County), as nonattainment for the 2008 Lead NAAQS based on monitored air quality data from 2007-2009, indicating a violation of the NAAQS, pursuant to section 107 (d)(1) of the CAA. This nonattainment status is due to lead emissions from two large battery recycling facilities, Exide Technologies (located in the City of Vernon) and Quemetco Inc. (City of Industry). On November 5, 2010, AQMD adopted Rule 1420.1 to establish additional requirements for large lead-acid battery recycling facilities, to protect public health, and to ensure attainment of the new 2008 NAAQS for lead. The preliminary 2011 monitoring results show considerable improvement, but still some violations of the NAAQS. The only site above the new 2008 NAAQS for lead is the Rehrig site at Exide Technologies which has also shown compliance as of December 2011. For more specific details regarding air quality near these sources, please refer to Chapter 2, Lead Air Quality in Los Angeles.

From: Sweigert, Gayle@ARB [mailto:gsweiger@arb.ca.gov]
Sent: Tuesday, April 03, 2012 10:08 AM
To: Victoria Moaveni
Cc: arb.ca.gov, mnystrom
Subject: Comment on Draft Lead SIP

Page 1-12 of the Draft SIP states that there has been no change to the State lead air quality standard (which is true) and therefore no recent changes to the State designation for the lead have been made. The lead designation for the South Coast (Los Angeles County portion only) changed from attainment to nonattainment in 2010. The State designation value was 2.9 ug/m3 and data for this designation was based on data for the period 2006 to 2008. Below, please find the link to the ARB webpage where you can access the Final Regulation Order: Designation Changes, which denotes the nonattainment designation, which became effective September 25, 2010.

<http://www.arb.ca.gov/regact/2010/area10/area10.htm>

Comment 1

Comment 1: Page 1-12 of the Draft SIP states that there has been no change to the State lead air quality standard (which is true) and therefore, no recent changes to the State designation of the lead have been made. However, the lead designation for the AQMD Basin (Los Angeles County portion) changed from attainment to nonattainment, effective on September 25, 2010, based on data for the period of 2006 to 2008.

Response: This comment is correct and the Final Draft Lead SIP has been revised to address this comment (page 1-12).

PROPOSED

State of California
AIR RESOURCES BOARD

**PROPOSED STATE IMPLEMENTATION PLAN REVISION FOR
THE FEDERAL LEAD STANDARD**

Resolution 12-20

May 24, 2012

Agenda Item No.: 12-3-1

WHEREAS, the Legislature in Health and Safety Code section 39602 designated the State Air Resources Board (ARB or Board) as the air pollution control agency for all purposes set forth in federal law;

WHEREAS, ARB is responsible for the preparation of the State Implementation Plan (SIP) for attaining and maintaining the national ambient air quality standards (NAAQS) as required by the federal Clean Air Act (the Act; 42 U.S.C. section 7401 *et seq.*) and to this end is directed by Health and Safety Code section 39602 to coordinate the activities of all local and regional air pollution control and air quality management districts as necessary to comply with the Act;

WHEREAS, Health and Safety Code section 39602 also provides that the SIP shall include only those provisions necessary to meet the requirements of the Act;

WHEREAS, ARB has responsibility for ensuring that districts meet their responsibilities under the Act pursuant to Health and Safety Code sections 39002, 39500, 39602, 40469, and 41650;

WHEREAS, ARB is authorized by Health and Safety Code section 39600 to do such acts as may be necessary for the proper execution of its powers and duties;

WHEREAS, Health and Safety Code sections 39515 and 39516 provide that any power, duty, purpose, function, or jurisdiction of the Board may be delegated to the Board's Executive Officer as the Board deems appropriate;

WHEREAS, on October 15, 2008, the United States Environmental Protection Agency (U.S. EPA) promulgated a revised lead NAAQS at a level of 0.15 micrograms per cubic meter, averaged over 3 months;

WHEREAS, U.S. EPA is responsible under section 107(d)(1)(B) of the Act for designating areas as nonattainment, attainment, or unclassifiable when a new NAAQS is promulgated or an existing NAAQS is revised;

WHEREAS, on December 31, 2010, U.S. EPA designated that portion of Los Angeles County located in the South Coast Air Basin (excluding San Clemente and Santa Catalina Islands) as nonattainment for the lead NAAQS;

WHEREAS, section 110(a)(1) of the Act requires each state to adopt and submit to the U.S. EPA Administrator after reasonable notice and public hearing, a SIP revision that provides for attainment of the lead NAAQS in areas designated as nonattainment;

WHEREAS, sections 172(c)(1) through (9) of the Act set forth the specific elements that must be addressed in the Lead SIP;

WHEREAS, nonattainment of the lead NAAQS in Los Angeles County is attributable to emissions from stationary sources;

WHEREAS, Health and Safety Code section 39002 grants local and regional authorities responsibility for controlling air pollution from all sources other than vehicular sources, including stationary sources;

WHEREAS, Health and Safety Code section 40402(g) reaffirms the South Coast Air Quality Management District's (South Coast District) responsibility for controlling emissions from stationary sources in the Los Angeles County lead nonattainment area;

WHEREAS, the South Coast District developed a Lead SIP that provides for attaining the lead NAAQS in the Los Angeles County nonattainment area;

WHEREAS, the California Environmental Quality Act (CEQA) requires that any proposed action for which significant adverse environmental impacts have been identified shall not be adopted if there are feasible mitigation measures or feasible alternatives which would substantially reduce or eliminate such impacts; if economic, social or other conditions make infeasible project alternatives or mitigation measures, the project may be approved if specific overriding considerations are identified which outweigh the adverse impacts;

WHEREAS, to meet the requirements of CEQA, the South Coast District on February 9, 2012, noticed its intent to rely on the October 2010 Final Environmental Assessment (EA) for Rule 1420.1, certified in November 2010, as the CEQA document for the Lead SIP; Comments focusing on issues relative to the environmental analysis were accepted during a 30-day public review and comment period from February 15, 2012 through March 15, 2012;

WHEREAS, the October 2010 Final EA for Rule 1420.1 did not identify any significant adverse impacts to any environmental topic areas and consequently, no mitigation measures or alternatives were required;

WHEREAS, federal law set forth in section (110)(l) of the Act, and Title 40, Code of Federal Regulations (CFR), Section 51.102 requires that one or more public hearings, preceded by at least 30 day notice and opportunity for public review, must be conducted prior to the adoption and submittal of any SIP revision to the U.S. EPA;

WHEREAS, as required by federal law, the South Coast District made the Lead SIP and October 2010 Final EA for Rule 1420.1 available for public review at least 30 days before adoption;

WHEREAS, the South Coast District Governing Board adopted the Lead SIP on May 4, 2012, after a duly noticed public hearing;

WHEREAS, the South Coast District submitted the Lead SIP to ARB as a SIP revision on May 9, 2012, along with proof of public notice publication and environmental documents in accordance with State and federal law;

WHEREAS, the Lead SIP must be submitted to U.S. EPA by June 30, 2012;

WHEREAS, the Board finds that:

1. The main component of the South Coast lead control strategy, Rule 1420.1, is focused on the large lead-acid battery recycling facilities that contribute to violations of the lead NAAQS, with specific provisions related to permit conditions, core rule requirements with contingency compliance plans, process changes, good management practices and housekeeping requirements, and stringent near-source monitoring.
2. Rule 1420.1 specifies a compliance date of January 1, 2012, and large lead-acid battery recycling facilities in Los Angeles County have already reduced emissions sufficiently to comply with provisions of the Rule.
3. Continued compliance with Rule 1420.1 will provide for attainment of the lead NAAQS by the December 31, 2015, statutory deadline.
4. The Lead SIP complies with the requirements of sections 172(c)(1) through (9) of the Act, by including the following elements, as required for a NAAQS nonattainment area:
 - Section 172(c)(1): The Lead SIP implements all Reasonably Available Control Measures, including reducing emissions from existing sources using Reasonably Available Control Technology;
 - Section 172(c)(2): The Lead SIP has already demonstrated Reasonable Further Progress because applicable rules specify a compliance date of January 1, 2012, and the emission reductions needed to attain the lead NAAQS have already been achieved;
 - Section 172(c)(3): The Lead SIP includes an inventory of actual emissions from all sources in Los Angeles County for both a 2010 base year and the 2015 attainment year;

- Section 172(c)(4): The Lead SIP identifies and quantifies the lead emissions that will be allowed from the construction and operation of major new or modified stationary sources through the South Coast District's New Source Review program, which provides adequate guidance to implement the current lead NAAQS and is stringent enough to ensure attainment;
- Section 172(c)(5): The Lead SIP requires permits for the construction and operation of new or modified major stationary sources located anywhere in the nonattainment area, consistent with all applicable federal, State, and local requirements;
- Section 172(c)(6): The Lead SIP includes specific concentrations and emission limits that are more stringent than the lead NAAQS, as well as schedules and time tables, that provide for continued compliance with the lead NAAQS and attainment by the December 31, 2012, statutory deadline;
- Section 172(c)(7): As outlined in the Lead Infrastructure SIP submitted to U.S. EPA on October 6, 2011, ARB and the South Coast District have the authority and programs needed to implement, maintain, and enforce the lead NAAQS, thereby complying with section 110(1)(2) of the Act.;
- Section 172(c)(8): The Lead SIP sets forth a multi-pronged control strategy based on emission limits and near-source monitoring of lead air quality that is as effective and more stringent than the procedure specified by U.S. EPA;
- Section 172(c)(9): The Lead SIP provides for the implementation of contingency measures at contributing sources if the area fails to attain the lead NAAQS by January 1, 2012, which is well before the December 31, 2015, statutory deadline.

WHEREAS, the Board further finds that ARB has reviewed and considered the Lead SIP, along with the EA for the Lead SIP, and finds that both documents are consistent with the requirements of the Act and CEQA.

NOW, THEREFORE, BE IT RESOLVED that the Board hereby adopts the Lead SIP as a revision to the California SIP.

BE IT FURTHER RESOLVED that the Board hereby directs the Executive Officer to submit the Lead SIP, together with the appropriate supporting documentation, to the U.S. EPA for approval as a revision to the California SIP, to be effective, for purposes of federal law, upon approval by U.S. EPA.

BE IT FURTHER RESOLVED that the Board hereby directs the Executive Officer to work with the South Coast District and U.S. EPA to take appropriate action to resolve any completeness or approvability issues that may arise regarding the Lead SIP submission.

BE IT FURTHER RESOLVED that the Board authorizes the Executive Officer to include in the Lead SIP submittal, any technical corrections, clarifications, or additions that may be necessary to secure U.S. EPA approval.

BE IT FURTHER RESOLVED that the Board certifies pursuant to 40 CFR Section 51.102 that the proposed California SIP revision was adopted after notice and public hearing as required by 40 CFR Section 51.102.

Resolution 12-20

May 24, 2012

Identification of Attachments to the Board Resolution

Attachment A: *Proposed State Implementation Plan Revision for the Federal Lead Standard*, Released May 11, 2012, including Appendix A, available at:
<http://www.arb.ca.gov/planning/sip/sip.htm>.

State of California
AIR RESOURCES BOARD

Staff Report: 2011 Haagen-Smit Clean Air Awards

Date of Presentation: May 24, 2012

I. INTRODUCTION AND BACKGROUND

Arie J. Haagen-Smit, a native of the Netherlands, was a leader in developing air quality standards based on his research efforts. Dr. Haagen-Smit, known by many as the "father" of air pollution control, was a graduate of the University of Utrecht and a biochemistry professor at the California Institute of Technology in Pasadena for 16 years before beginning his air pollution research in 1948. In the early 20th century, the University of Utrecht was considered the world center for the study of plant hormones. Caltech, referred to as its sister facility, was the only center in the United States for plant hormone study. Caltech asked Dr. Haagen-Smit to join the Division of Biology to further his work with terpenes in the late 1930s.

His training and expertise in microchemistry along with his natural curiosity brought him to the forefront of air pollution research when he was asked by the County of Los Angeles (L.A.) to investigate the chemical nature of what we now call smog. Noticeably different from earlier accounts of haze and dust in London which was caused by soot and coal, the eye-irritating haze in L.A. was brown and almost odorless.

Through a series of experiments, he found that most of California's smog resulted from photochemistry-when exhaust from motor vehicles and industrial facilities react with sunlight to create ozone. This breakthrough provided the scientific foundation for the development of nationwide air pollution control programs. In recognition of this contribution, Dr. Haagen-Smit received the National Medal of Science in 1973. Dr. Haagen-Smit became the Air Resources Board's (ARB or Board) first chairman in 1968 after serving for eight years as an original board member of ARB's predecessor, the Motor Vehicle Pollution Control Board. Dr. Haagen-Smit passed away 35 years ago, but his legacy lives on.

Since 2001, ARB has sponsored the Haagen-Smit Clean Air Awards. The Awards are given to several people each year to recognize significant career efforts in at least one of several air quality categories, which are: research, environmental policy, science and technology, public education, or community service. Over the last 10 years, 28 distinguished people have received the award.

The recipients of the 2011 Haagen-Smit Clean Air Award are:

Dr. Janet Arey – for her work in the area of air pollution research

Dr. Judy Chow – for her work in the area of science and technology

Ms. Jananne Sharpless – for her work in the area of environmental policy

II. BACKGROUND AND BIOGRAPHY FOR EACH WINNER

Dr. Janet Arey in the area of Air Pollution Research.

Dr. Arey has been teaching and conducting research in atmospheric chemistry for over thirty years. She is a professor in the Department of Environmental Sciences and the Interdepartmental Program in Environmental Toxicology at UC Riverside, having joined the Air Pollution Research Center at UC Riverside as an Assistant Research Chemist in 1982.

Dr. Arey's area of expertise is the atmospheric chemistry of volatile and semi-volatile organic compounds, especially polycyclic aromatic hydrocarbons or PAHs, an area in which she is one of the world's leading authorities. PAHs are emitted into the atmosphere from combustion sources including gasoline and diesel fueled vehicles, and many are known mutagens and carcinogens. Her air pollution-related research identified many important reaction products, some for the first time. In particular, her research has demonstrated that chemical reactions in the atmosphere and the resulting products, called secondary pollutants, must be considered when assessing the full health implications of pollutants emitted into the atmosphere. Professor Arey has collaborated with environmental toxicologists to investigate the genotoxicity, using human cell lines, of PAHs and their reaction products. Through her research Professor Arey has also made important contributions to the development and application of new techniques for the measurement and analysis of secondary reaction products in the atmosphere.

Dr. Arey's leadership in the atmospheric chemistry of PAHs and other aromatic compounds is evident from her nearly 100 journal publications on this topic alone (out of almost two hundred total). Her expertise and commitment to public health is confirmed by activities such as her membership in the World Health Organization's Task Group for Environmental Health Criteria, as well as her participation in a working group of the International Agency for Research on Cancer evaluating carcinogenic risks to humans.

In 2002, Dr. Arey received the honor of being elected a Fellow of the American Association for the Advancement of Science. The impact of her research on the scientific community is significant. Since 2003, she has been ranked as a "highly cited researcher" in the ecology/environmental category by the Thomson Reuters Web of Knowledge.

Last but definitely not the least, over the last two decades at UC Riverside, Dr. Arey has been a graduate advisor to students who have successfully completed their degrees and are employed in pharmaceutical firms and regulatory agencies throughout the United States. Some of her former graduate students are currently managing science, health, and regulatory programs right here ARB. In addition to her scientific accomplishments, Dr. Arey's patience, modesty, generosity, and above all her good nature are greatly appreciated throughout the scientific community.

Dr. Judith Chow in the area of Science and Technology.

Dr. Chow has 35 years of experience and leadership as a research scientist. She is Nazir and Mary Ansari Chair in Entrepreneurialism and Science and Research Professor in the Division of Atmospheric Sciences at the Desert Research Institute in Reno, Nevada. She joined DRI in 1985, after receiving her Doctor of Science degree from Harvard University.

Dr. Chow is internationally known for her expertise in characterizing and quantifying complex atmospheric particles, establishing analytical techniques and instruments for monitoring and analyzing the chemical composition of ambient PM_{2.5} and PM₁₀, and for her communication and transferring of knowledge in PM monitoring, analysis, modeling, and controls to state, local, and international applications. She has published more than 320 peer-reviewed articles and acted as editor, associate editor, and reviewer for numerous technical journals.

Dr. Chow is founder and leader of the Environmental Analysis Facility at the Desert Research Institute. The facility assesses chemical and physical characteristics of airborne particles. She has designed measurement strategies for, and participated in, major health and exposure studies in Mexico, China, and the United States. Her source attribution efforts in California provided justification for a number of successful emission reduction strategies including Kern County steam generator emission reductions, Fresno wood burning rules, and San Joaquin Valley region-wide NO_x reductions related to PM nitrate, as well as fugitive dust controls in Southern California and Las Vegas. She developed and established a thermal/optical reflectance carbon analysis protocol for U.S. long-term urban and non-urban networks; and data generated using this method have been widely used to estimate source contributions, evaluate trends, and validate air quality modeling estimates.

Major committees to which Dr. Chow has been appointed include the National Research Council's Board of Environmental Studies and Toxicology, the Department of Energy's Atmospheric Radiation Measurement Science Board, and the U.S. EPA Ambient Air Monitoring and Methods Subcommittee of the Clean Air Scientific Advisory Committee.

Dr. Chow has received numerous awards and honors for her work, including: DRI's Alessandro Dandini Medal of Science; The University of Nevada Regents' Researcher Award; the Air & Waste Management Association's Fellow Award; and the Government of Shaanxi Province's Sanqin Friendship Award in China.

Ms. Jananne Sharpless in the area of Environmental Policy.

Ms. Sharpless has worked in the public policy arena for 35 years. Ms. Sharpless served as both Cabinet Secretary for the Environment (predecessor agency to Cal EPA) and Chair of the California Air Resources Board between 1985 and 1991, and after Cal EPA was established, continued her chairmanship of ARB until the end of 1993. Ms. Sharpless continued her state service and served as a California Energy Commissioner between 1994 and 1999. She currently operates her own consulting firm, and is on the Board of Directors of the Western Electricity Coordinating Council.

Ms. Sharpless has provided historic leadership on clean air and clean energy issues in California that has laid the groundwork for transitioning California to the next generation of clean alternative fuels and technologies. During her tenure at ARB, Ms. Sharpless was instrumental in the passing of ARB approved standards for cleaner burning gasoline and low and zero emission vehicles. In 1990, she presided over the adoption of the first Zero Emission Vehicle Mandate that required an increasing number of ZEVs to be sold in California, phasing up to 10 percent of vehicles sold by 2003. That mandate was groundbreaking and visionary, providing international leadership and setting the stage for the next two decades of work to achieve a significant market share of zero emission vehicles in California. Ms. Sharpless's commitment to spurring new technologies as a way to achieve California's air quality and public health goals paid off. While the ZEV mandate changed over time and the 10 percent pure ZEV goal was reduced, it continued to provide a critical push forward on development of hybrid electric, battery electric and fuel cell technologies. This year the Board expanded and strengthened the ZEV program as part of the Advanced Clean Cars package.

During her tenure as Commissioner at the California Energy Commission, Ms. Sharpless was instrumental in establishing policies and designing a program intended to support, build and sustain a competitive renewable energy in California's restructured markets. She continued to define and establish California's leadership in developing and adopting energy efficiency standards.

Ms. Sharpless has dedicated herself to numerous clean air and energy associations and committees. For the past 18 years, she has served as Chair of the Health Effects Task Force of Breathe California as well as on the Advisory Board of the UC Davis Institute of Transportation Studies. She has served on a number of other boards including the U.S. Department of Energy Advisory Board, Sacramento Transportation and Air Quality Collaborative, and the California League of Conservation Voters.

Ms. Sharpless has received notable awards for her efforts. She's received the Clean Air Award and the Phillip S. Tow Government Award from the American Lung Association; and the Clean Air Award from the South Coast Air Quality Management District. And, Ms. Sharpless received the Richard Beatty Mellon Award from the Air and Waste Management Association.