



# INVESTMENT HIGHLIGHTS SENATE DISTRICT 1

## Cap-and-Trade Dollars at Work Across California

California Climate Investments is a statewide program that puts billions of Cap-and-Trade dollars to work reducing greenhouse gas emissions, strengthening the economy, and improving public health and the environment, particularly in disadvantaged communities and low-income communities and households, collectively referred to as priority populations.



**\$677.4 million**

Cap-and-Trade funds implemented within the District through November 30, 2023



**20,929,960**

MTCO<sub>2</sub>e reductions estimated over project lifetimes



**56%**

of total funds invested within the District benefiting priority populations



**4,900**

tons of criteria air pollutant reductions estimated over project lifetimes



**4,378**

projects, rebates, and vouchers implemented within the District

### Statewide Co-Benefits



improved air quality



reduced water use



enhanced ecosystems



employment & economic development



greater transit accessibility



dollar savings

Some projects are not located at a single address, and therefore could be attributable to multiple legislative districts. For projects that physically cross multiple legislative districts (e.g., transit projects), the entire project funding and other benefits are attributed to all relevant districts. For projects that report at the census tract level (e.g., vouchers, rebates, and household installations), the entire project funding and other benefits are attributed to a single district, determined by which district includes the majority of the census tract.



# INVESTMENT HIGHLIGHTS SENATE DISTRICT 2

## Cap-and-Trade Dollars at Work Across California

California Climate Investments is a statewide program that puts billions of Cap-and-Trade dollars to work reducing greenhouse gas emissions, strengthening the economy, and improving public health and the environment, particularly in disadvantaged communities and low-income communities and households, collectively referred to as priority populations.



**\$424.2 million**

Cap-and-Trade funds implemented within the District through November 30, 2023



**4,533,692**

MTCO<sub>2</sub>e reductions estimated over project lifetimes



**67%**

of total funds invested within the District benefiting priority populations



**1,073**

tons of criteria air pollutant reductions estimated over project lifetimes



**14,011**

projects, rebates, and vouchers implemented within the District

### Statewide Co-Benefits



improved air quality



reduced water use



enhanced ecosystems



employment & economic development



greater transit accessibility



dollar savings

Some projects are not located at a single address, and therefore could be attributable to multiple legislative districts. For projects that physically cross multiple legislative districts (e.g., transit projects), the entire project funding and other benefits are attributed to all relevant districts. For projects that report at the census tract level (e.g., vouchers, rebates, and household installations), the entire project funding and other benefits are attributed to a single district, determined by which district includes the majority of the census tract.



# INVESTMENT HIGHLIGHTS SENATE DISTRICT 3

## Cap-and-Trade Dollars at Work Across California

California Climate Investments is a statewide program that puts billions of Cap-and-Trade dollars to work reducing greenhouse gas emissions, strengthening the economy, and improving public health and the environment, particularly in disadvantaged communities and low-income communities and households, collectively referred to as priority populations.



**\$438.0 million**

Cap-and-Trade funds implemented within the District through November 30, 2023



**3,977,484**

MTCO<sub>2</sub>e reductions estimated over project lifetimes



**60%**

of total funds invested within the District benefiting priority populations



**5,701**

tons of criteria air pollutant reductions estimated over project lifetimes



**9,214**

projects, rebates, and vouchers implemented within the District

### Statewide Co-Benefits



improved air quality



reduced water use



enhanced ecosystems



employment & economic development



greater transit accessibility



dollar savings

Some projects are not located at a single address, and therefore could be attributable to multiple legislative districts. For projects that physically cross multiple legislative districts (e.g., transit projects), the entire project funding and other benefits are attributed to all relevant districts. For projects that report at the census tract level (e.g., vouchers, rebates, and household installations), the entire project funding and other benefits are attributed to a single district, determined by which district includes the majority of the census tract.



# INVESTMENT HIGHLIGHTS SENATE DISTRICT 4

## Cap-and-Trade Dollars at Work Across California

California Climate Investments is a statewide program that puts billions of Cap-and-Trade dollars to work reducing greenhouse gas emissions, strengthening the economy, and improving public health and the environment, particularly in disadvantaged communities and low-income communities and households, collectively referred to as priority populations.



**\$718.5 million**

Cap-and-Trade funds implemented within the District through November 30, 2023



**11,471,424**

MTCO<sub>2</sub>e reductions estimated over project lifetimes



**63%**

of total funds invested within the District benefiting priority populations



**13,165**

tons of criteria air pollutant reductions estimated over project lifetimes



**10,899**

projects, rebates, and vouchers implemented within the District

### Statewide Co-Benefits



improved air quality



reduced water use



enhanced ecosystems



employment & economic development



greater transit accessibility



dollar savings

Some projects are not located at a single address, and therefore could be attributable to multiple legislative districts. For projects that physically cross multiple legislative districts (e.g., transit projects), the entire project funding and other benefits are attributed to all relevant districts. For projects that report at the census tract level (e.g., vouchers, rebates, and household installations), the entire project funding and other benefits are attributed to a single district, determined by which district includes the majority of the census tract.



# INVESTMENT HIGHLIGHTS SENATE DISTRICT 5

## Cap-and-Trade Dollars at Work Across California

California Climate Investments is a statewide program that puts billions of Cap-and-Trade dollars to work reducing greenhouse gas emissions, strengthening the economy, and improving public health and the environment, particularly in disadvantaged communities and low-income communities and households, collectively referred to as priority populations.



**\$474.8 million**

Cap-and-Trade funds implemented within the District through November 30, 2023



**2,863,372**

MTCO<sub>2</sub>e reductions estimated over project lifetimes



**71%**

of total funds invested within the District benefiting priority populations



**6,372**

tons of criteria air pollutant reductions estimated over project lifetimes



**15,110**

projects, rebates, and vouchers implemented within the District

### Statewide Co-Benefits



improved air quality



reduced water use



enhanced ecosystems



employment & economic development



greater transit accessibility



dollar savings

Some projects are not located at a single address, and therefore could be attributable to multiple legislative districts. For projects that physically cross multiple legislative districts (e.g., transit projects), the entire project funding and other benefits are attributed to all relevant districts. For projects that report at the census tract level (e.g., vouchers, rebates, and household installations), the entire project funding and other benefits are attributed to a single district, determined by which district includes the majority of the census tract.



# INVESTMENT HIGHLIGHTS SENATE DISTRICT 6

## Cap-and-Trade Dollars at Work Across California

California Climate Investments is a statewide program that puts billions of Cap-and-Trade dollars to work reducing greenhouse gas emissions, strengthening the economy, and improving public health and the environment, particularly in disadvantaged communities and low-income communities and households, collectively referred to as priority populations.



**\$170.5 million**

Cap-and-Trade funds implemented within the District through November 30, 2023



**1,571,730**

MTCO<sub>2</sub>e reductions estimated over project lifetimes



**55%**

of total funds invested within the District benefiting priority populations



**1,794**

tons of criteria air pollutant reductions estimated over project lifetimes



**9,371**

projects, rebates, and vouchers implemented within the District

### Statewide Co-Benefits



improved air quality



reduced water use



enhanced ecosystems



employment & economic development



greater transit accessibility



dollar savings

Some projects are not located at a single address, and therefore could be attributable to multiple legislative districts. For projects that physically cross multiple legislative districts (e.g., transit projects), the entire project funding and other benefits are attributed to all relevant districts. For projects that report at the census tract level (e.g., vouchers, rebates, and household installations), the entire project funding and other benefits are attributed to a single district, determined by which district includes the majority of the census tract.





# INVESTMENT HIGHLIGHTS SENATE DISTRICT 7


## Cap-and-Trade Dollars at Work Across California


California Climate Investments is a statewide program that puts billions of Cap-and-Trade dollars to work reducing greenhouse gas emissions, strengthening the economy, and improving public health and the environment, particularly in disadvantaged communities and low-income communities and households, collectively referred to as priority populations.

 **\$1,068.3 million**  
Cap-and-Trade funds implemented within the District through November 30, 2023

 **11,355,176**  
MTCO<sub>2</sub>e reductions estimated over project lifetimes

 **88%**  
of total funds invested within the District benefiting priority populations

 **8,789**  
tons of criteria air pollutant reductions estimated over project lifetimes

 **16,172**  
projects, rebates, and vouchers implemented within the District

### Statewide Co-Benefits

  
improved air quality

  
reduced water use

  
enhanced ecosystems

  
employment & economic development

  
greater transit accessibility

  
dollar savings

Some projects are not located at a single address, and therefore could be attributable to multiple legislative districts. For projects that physically cross multiple legislative districts (e.g., transit projects), the entire project funding and other benefits are attributed to all relevant districts. For projects that report at the census tract level (e.g., vouchers, rebates, and household installations), the entire project funding and other benefits are attributed to a single district, determined by which district includes the majority of the census tract.



# INVESTMENT HIGHLIGHTS SENATE DISTRICT 8

## Cap-and-Trade Dollars at Work Across California

California Climate Investments is a statewide program that puts billions of Cap-and-Trade dollars to work reducing greenhouse gas emissions, strengthening the economy, and improving public health and the environment, particularly in disadvantaged communities and low-income communities and households, collectively referred to as priority populations.



**\$537.8 million**

Cap-and-Trade funds implemented within the District through November 30, 2023



**1,936,997**

MTCO<sub>2</sub>e reductions estimated over project lifetimes



**84%**

of total funds invested within the District benefiting priority populations



**4,323**

tons of criteria air pollutant reductions estimated over project lifetimes



**15,153**

projects, rebates, and vouchers implemented within the District



**High-Speed Rail**

High-Speed Rail \$3.5 billion expended toward completion of the High-Speed Rail system, including ongoing or planned activities in this District.

### Statewide Co-Benefits



improved air quality



reduced water use



enhanced ecosystems



employment & economic development



greater transit accessibility



dollar savings

Some projects are not located at a single address, and therefore could be attributable to multiple legislative districts. For projects that physically cross multiple legislative districts (e.g., transit projects), the entire project funding and other benefits are attributed to all relevant districts. For projects that report at the census tract level (e.g., vouchers, rebates, and household installations), the entire project funding and other benefits are attributed to a single district, determined by which district includes the majority of the census tract.





# INVESTMENT HIGHLIGHTS SENATE DISTRICT 9

## Cap-and-Trade Dollars at Work Across California

California Climate Investments is a statewide program that puts billions of Cap-and-Trade dollars to work reducing greenhouse gas emissions, strengthening the economy, and improving public health and the environment, particularly in disadvantaged communities and low-income communities and households, collectively referred to as priority populations.



**\$359.3 million**

Cap-and-Trade funds implemented within the District through November 30, 2023



**1,911,862**

MTCO<sub>2</sub>e reductions estimated over project lifetimes



**64%**

of total funds invested within the District benefiting priority populations



**3,369**

tons of criteria air pollutant reductions estimated over project lifetimes



**16,375**

projects, rebates, and vouchers implemented within the District

### Statewide Co-Benefits



improved air quality



reduced water use



enhanced ecosystems



employment & economic development



greater transit accessibility



dollar savings

Some projects are not located at a single address, and therefore could be attributable to multiple legislative districts. For projects that physically cross multiple legislative districts (e.g., transit projects), the entire project funding and other benefits are attributed to all relevant districts. For projects that report at the census tract level (e.g., vouchers, rebates, and household installations), the entire project funding and other benefits are attributed to a single district, determined by which district includes the majority of the census tract.



# INVESTMENT HIGHLIGHTS SENATE DISTRICT 10

## Cap-and-Trade Dollars at Work Across California

California Climate Investments is a statewide program that puts billions of Cap-and-Trade dollars to work reducing greenhouse gas emissions, strengthening the economy, and improving public health and the environment, particularly in disadvantaged communities and low-income communities and households, collectively referred to as priority populations.



**\$290.9 million**

Cap-and-Trade funds implemented within the District through November 30, 2023



**4,519,139**

MTCO<sub>2</sub>e reductions estimated over project lifetimes



**53%**

of total funds invested within the District benefiting priority populations



**10,983**

tons of criteria air pollutant reductions estimated over project lifetimes



**31,780**

projects, rebates, and vouchers implemented within the District



**High-Speed Rail**

High-Speed Rail is also using Cap-and-Trade dollars to electrify Caltrain from San Francisco to San Jose (AD 17, AD 22, AD 24, AD 25, and AD 27).

### Statewide Co-Benefits



improved air quality



reduced water use



enhanced ecosystems



employment & economic development



greater transit accessibility



dollar savings

Some projects are not located at a single address, and therefore could be attributable to multiple legislative districts. For projects that physically cross multiple legislative districts (e.g., transit projects), the entire project funding and other benefits are attributed to all relevant districts. For projects that report at the census tract level (e.g., vouchers, rebates, and household installations), the entire project funding and other benefits are attributed to a single district, determined by which district includes the majority of the census tract.



# INVESTMENT HIGHLIGHTS SENATE DISTRICT 11

## Cap-and-Trade Dollars at Work Across California

California Climate Investments is a statewide program that puts billions of Cap-and-Trade dollars to work reducing greenhouse gas emissions, strengthening the economy, and improving public health and the environment, particularly in disadvantaged communities and low-income communities and households, collectively referred to as priority populations.



**\$715.4 million**

Cap-and-Trade funds implemented within the District through November 30, 2023



**5,988,056**

MTCO<sub>2</sub>e reductions estimated over project lifetimes



**76%**

of total funds invested within the District benefiting priority populations



**7,796**

tons of criteria air pollutant reductions estimated over project lifetimes



**13,427**

projects, rebates, and vouchers implemented within the District



**High-Speed Rail**

High-Speed Rail is also using Cap-and-Trade dollars to electrify Caltrain from San Francisco to San Jose (AD 17, AD 22, AD 24, AD 25, and AD 27).

### Statewide Co-Benefits



improved air quality



reduced water use



enhanced ecosystems



employment & economic development



greater transit accessibility



dollar savings

Some projects are not located at a single address, and therefore could be attributable to multiple legislative districts. For projects that physically cross multiple legislative districts (e.g., transit projects), the entire project funding and other benefits are attributed to all relevant districts. For projects that report at the census tract level (e.g., vouchers, rebates, and household installations), the entire project funding and other benefits are attributed to a single district, determined by which district includes the majority of the census tract.



# INVESTMENT HIGHLIGHTS SENATE DISTRICT 12

## Cap-and-Trade Dollars at Work Across California

California Climate Investments is a statewide program that puts billions of Cap-and-Trade dollars to work reducing greenhouse gas emissions, strengthening the economy, and improving public health and the environment, particularly in disadvantaged communities and low-income communities and households, collectively referred to as priority populations.



**\$453.6 million**

Cap-and-Trade funds implemented within the District through November 30, 2023



**5,640,385**

MTCO<sub>2</sub>e reductions estimated over project lifetimes



**65%**

of total funds invested within the District benefiting priority populations



**5,697**

tons of criteria air pollutant reductions estimated over project lifetimes



**12,074**

projects, rebates, and vouchers implemented within the District



**High-Speed Rail**

High-Speed Rail \$3.5 billion expended toward completion of the High-Speed Rail system, including ongoing or planned activities in this District.

### Statewide Co-Benefits



improved air quality



reduced water use



enhanced ecosystems



employment & economic development



greater transit accessibility



dollar savings

Some projects are not located at a single address, and therefore could be attributable to multiple legislative districts. For projects that physically cross multiple legislative districts (e.g., transit projects), the entire project funding and other benefits are attributed to all relevant districts. For projects that report at the census tract level (e.g., vouchers, rebates, and household installations), the entire project funding and other benefits are attributed to a single district, determined by which district includes the majority of the census tract.



# INVESTMENT HIGHLIGHTS SENATE DISTRICT 13

## Cap-and-Trade Dollars at Work Across California

California Climate Investments is a statewide program that puts billions of Cap-and-Trade dollars to work reducing greenhouse gas emissions, strengthening the economy, and improving public health and the environment, particularly in disadvantaged communities and low-income communities and households, collectively referred to as priority populations.



**\$375.9 million**

Cap-and-Trade funds implemented within the District through November 30, 2023



**2,982,443**

MTCO<sub>2</sub>e reductions estimated over project lifetimes



**64%**

of total funds invested within the District benefiting priority populations



**7,822**

tons of criteria air pollutant reductions estimated over project lifetimes



**25,471**

projects, rebates, and vouchers implemented within the District



**High-Speed Rail**

High-Speed Rail is also using Cap-and-Trade dollars to electrify Caltrain from San Francisco to San Jose (AD 17, AD 22, AD 24, AD 25, and AD 27).

### Statewide Co-Benefits



improved air quality



reduced water use



enhanced ecosystems



employment & economic development



greater transit accessibility



dollar savings

Some projects are not located at a single address, and therefore could be attributable to multiple legislative districts. For projects that physically cross multiple legislative districts (e.g., transit projects), the entire project funding and other benefits are attributed to all relevant districts. For projects that report at the census tract level (e.g., vouchers, rebates, and household installations), the entire project funding and other benefits are attributed to a single district, determined by which district includes the majority of the census tract.




# INVESTMENT HIGHLIGHTS SENATE DISTRICT 14

## Cap-and-Trade Dollars at Work Across California


California Climate Investments is a statewide program that puts billions of Cap-and-Trade dollars to work reducing greenhouse gas emissions, strengthening the economy, and improving public health and the environment, particularly in disadvantaged communities and low-income communities and households, collectively referred to as priority populations.


 **\$816.1 million**  
Cap-and-Trade funds implemented within the District through November 30, 2023

 **7,660,531**  
MTCO<sub>2</sub>e reductions estimated over project lifetimes

 **89%**  
of total funds invested within the District benefiting priority populations

 **17,820**  
tons of criteria air pollutant reductions estimated over project lifetimes

 **37,777**  
projects, rebates, and vouchers implemented within the District

 **High-Speed Rail**  
High-Speed Rail \$3.5 billion expended toward completion of the High-Speed Rail system, including ongoing or planned activities in this District.

### Statewide Co-Benefits

  
improved air quality

  
reduced water use

  
enhanced ecosystems

  
employment & economic development

  
greater transit accessibility

  
dollar savings

Some projects are not located at a single address, and therefore could be attributable to multiple legislative districts. For projects that physically cross multiple legislative districts (e.g., transit projects), the entire project funding and other benefits are attributed to all relevant districts. For projects that report at the census tract level (e.g., vouchers, rebates, and household installations), the entire project funding and other benefits are attributed to a single district, determined by which district includes the majority of the census tract.



# INVESTMENT HIGHLIGHTS SENATE DISTRICT 15

## Cap-and-Trade Dollars at Work Across California

California Climate Investments is a statewide program that puts billions of Cap-and-Trade dollars to work reducing greenhouse gas emissions, strengthening the economy, and improving public health and the environment, particularly in disadvantaged communities and low-income communities and households, collectively referred to as priority populations.



**\$394.1 million**

Cap-and-Trade funds implemented within the District through November 30, 2023



**4,770,154**

MTCO<sub>2</sub>e reductions estimated over project lifetimes



**74%**

of total funds invested within the District benefiting priority populations



**9,655**

tons of criteria air pollutant reductions estimated over project lifetimes



**31,172**

projects, rebates, and vouchers implemented within the District



**High-Speed Rail**

High-Speed Rail is also using Cap-and-Trade dollars to electrify Caltrain from San Francisco to San Jose (AD 17, AD 22, AD 24, AD 25, and AD 27).

### Statewide Co-Benefits



improved air quality



reduced water use



enhanced ecosystems



employment & economic development



greater transit accessibility



dollar savings

Some projects are not located at a single address, and therefore could be attributable to multiple legislative districts. For projects that physically cross multiple legislative districts (e.g., transit projects), the entire project funding and other benefits are attributed to all relevant districts. For projects that report at the census tract level (e.g., vouchers, rebates, and household installations), the entire project funding and other benefits are attributed to a single district, determined by which district includes the majority of the census tract.



# INVESTMENT HIGHLIGHTS SENATE DISTRICT 16

## Cap-and-Trade Dollars at Work Across California

California Climate Investments is a statewide program that puts billions of Cap-and-Trade dollars to work reducing greenhouse gas emissions, strengthening the economy, and improving public health and the environment, particularly in disadvantaged communities and low-income communities and households, collectively referred to as priority populations.



**\$562.0 million**

Cap-and-Trade funds implemented within the District through November 30, 2023



**13,971,573**

MTCO<sub>2</sub>e reductions estimated over project lifetimes



**86%**

of total funds invested within the District benefiting priority populations



**14,729**

tons of criteria air pollutant reductions estimated over project lifetimes



**15,385**

projects, rebates, and vouchers implemented within the District

### Statewide Co-Benefits



improved air quality



reduced water use



enhanced ecosystems



employment & economic development



greater transit accessibility



dollar savings

Some projects are not located at a single address, and therefore could be attributable to multiple legislative districts. For projects that physically cross multiple legislative districts (e.g., transit projects), the entire project funding and other benefits are attributed to all relevant districts. For projects that report at the census tract level (e.g., vouchers, rebates, and household installations), the entire project funding and other benefits are attributed to a single district, determined by which district includes the majority of the census tract.





# INVESTMENT HIGHLIGHTS SENATE DISTRICT 17

## Cap-and-Trade Dollars at Work Across California

California Climate Investments is a statewide program that puts billions of Cap-and-Trade dollars to work reducing greenhouse gas emissions, strengthening the economy, and improving public health and the environment, particularly in disadvantaged communities and low-income communities and households, collectively referred to as priority populations.



**\$254.6 million**

Cap-and-Trade funds implemented within the District through November 30, 2023



**2,927,410**

MTCO<sub>2</sub>e reductions estimated over project lifetimes



**51%**

of total funds invested within the District benefiting priority populations



**3,557**

tons of criteria air pollutant reductions estimated over project lifetimes



**14,251**

projects, rebates, and vouchers implemented within the District

### Statewide Co-Benefits



improved air quality



reduced water use



enhanced ecosystems



employment & economic development



greater transit accessibility



dollar savings

Some projects are not located at a single address, and therefore could be attributable to multiple legislative districts. For projects that physically cross multiple legislative districts (e.g., transit projects), the entire project funding and other benefits are attributed to all relevant districts. For projects that report at the census tract level (e.g., vouchers, rebates, and household installations), the entire project funding and other benefits are attributed to a single district, determined by which district includes the majority of the census tract.



# INVESTMENT HIGHLIGHTS SENATE DISTRICT 18

## Cap-and-Trade Dollars at Work Across California

California Climate Investments is a statewide program that puts billions of Cap-and-Trade dollars to work reducing greenhouse gas emissions, strengthening the economy, and improving public health and the environment, particularly in disadvantaged communities and low-income communities and households, collectively referred to as priority populations.



**\$405.5 million**

Cap-and-Trade funds implemented within the District through November 30, 2023



**2,041,265**

MTCO<sub>2</sub>e reductions estimated over project lifetimes



**91%**

of total funds invested within the District benefiting priority populations



**3,211**

tons of criteria air pollutant reductions estimated over project lifetimes



**6,184**

projects, rebates, and vouchers implemented within the District

### Statewide Co-Benefits



improved air quality



reduced water use



enhanced ecosystems



employment & economic development



greater transit accessibility



dollar savings

Some projects are not located at a single address, and therefore could be attributable to multiple legislative districts. For projects that physically cross multiple legislative districts (e.g., transit projects), the entire project funding and other benefits are attributed to all relevant districts. For projects that report at the census tract level (e.g., vouchers, rebates, and household installations), the entire project funding and other benefits are attributed to a single district, determined by which district includes the majority of the census tract.



# INVESTMENT HIGHLIGHTS SENATE DISTRICT 19

## Cap-and-Trade Dollars at Work Across California

California Climate Investments is a statewide program that puts billions of Cap-and-Trade dollars to work reducing greenhouse gas emissions, strengthening the economy, and improving public health and the environment, particularly in disadvantaged communities and low-income communities and households, collectively referred to as priority populations.



**\$172.3 million**

Cap-and-Trade funds implemented within the District through November 30, 2023



**541,951**

MTCO<sub>2</sub>e reductions estimated over project lifetimes



**80%**

of total funds invested within the District benefiting priority populations



**1,400**

tons of criteria air pollutant reductions estimated over project lifetimes



**5,330**

projects, rebates, and vouchers implemented within the District

### Statewide Co-Benefits



improved air quality



reduced water use



enhanced ecosystems



employment & economic development



greater transit accessibility



dollar savings

Some projects are not located at a single address, and therefore could be attributable to multiple legislative districts. For projects that physically cross multiple legislative districts (e.g., transit projects), the entire project funding and other benefits are attributed to all relevant districts. For projects that report at the census tract level (e.g., vouchers, rebates, and household installations), the entire project funding and other benefits are attributed to a single district, determined by which district includes the majority of the census tract.



# INVESTMENT HIGHLIGHTS SENATE DISTRICT 20

## Cap-and-Trade Dollars at Work Across California

California Climate Investments is a statewide program that puts billions of Cap-and-Trade dollars to work reducing greenhouse gas emissions, strengthening the economy, and improving public health and the environment, particularly in disadvantaged communities and low-income communities and households, collectively referred to as priority populations.



**\$335.1 million**

Cap-and-Trade funds implemented within the District through November 30, 2023



**2,832,132**

MTCO<sub>2</sub>e reductions estimated over project lifetimes



**99%**

of total funds invested within the District benefiting priority populations



**770**

tons of criteria air pollutant reductions estimated over project lifetimes



**8,097**

projects, rebates, and vouchers implemented within the District

### Statewide Co-Benefits



improved air quality



reduced water use



enhanced ecosystems



employment & economic development



greater transit accessibility



dollar savings

Some projects are not located at a single address, and therefore could be attributable to multiple legislative districts. For projects that physically cross multiple legislative districts (e.g., transit projects), the entire project funding and other benefits are attributed to all relevant districts. For projects that report at the census tract level (e.g., vouchers, rebates, and household installations), the entire project funding and other benefits are attributed to a single district, determined by which district includes the majority of the census tract.





# INVESTMENT HIGHLIGHTS SENATE DISTRICT 21


## Cap-and-Trade Dollars at Work Across California


California Climate Investments is a statewide program that puts billions of Cap-and-Trade dollars to work reducing greenhouse gas emissions, strengthening the economy, and improving public health and the environment, particularly in disadvantaged communities and low-income communities and households, collectively referred to as priority populations.

 **\$385.0 million**  
Cap-and-Trade funds implemented within the District through November 30, 2023

 **1,874,453**  
MTCO<sub>2</sub>e reductions estimated over project lifetimes

 **87%**  
of total funds invested within the District benefiting priority populations

 **996**  
tons of criteria air pollutant reductions estimated over project lifetimes

 **7,804**  
projects, rebates, and vouchers implemented within the District

### Statewide Co-Benefits

  
improved air quality

  
reduced water use

  
enhanced ecosystems

  
employment & economic development

  
greater transit accessibility

  
dollar savings

Some projects are not located at a single address, and therefore could be attributable to multiple legislative districts. For projects that physically cross multiple legislative districts (e.g., transit projects), the entire project funding and other benefits are attributed to all relevant districts. For projects that report at the census tract level (e.g., vouchers, rebates, and household installations), the entire project funding and other benefits are attributed to a single district, determined by which district includes the majority of the census tract.



# INVESTMENT HIGHLIGHTS SENATE DISTRICT 22

## Cap-and-Trade Dollars at Work Across California

California Climate Investments is a statewide program that puts billions of Cap-and-Trade dollars to work reducing greenhouse gas emissions, strengthening the economy, and improving public health and the environment, particularly in disadvantaged communities and low-income communities and households, collectively referred to as priority populations.



**\$541.1 million**

Cap-and-Trade funds implemented within the District through November 30, 2023



**2,788,669**

MTCO<sub>2</sub>e reductions estimated over project lifetimes



**95%**

of total funds invested within the District benefiting priority populations



**1,300**

tons of criteria air pollutant reductions estimated over project lifetimes



**11,898**

projects, rebates, and vouchers implemented within the District

### Statewide Co-Benefits



improved air quality



reduced water use



enhanced ecosystems



employment & economic development



greater transit accessibility



dollar savings

Some projects are not located at a single address, and therefore could be attributable to multiple legislative districts. For projects that physically cross multiple legislative districts (e.g., transit projects), the entire project funding and other benefits are attributed to all relevant districts. For projects that report at the census tract level (e.g., vouchers, rebates, and household installations), the entire project funding and other benefits are attributed to a single district, determined by which district includes the majority of the census tract.





# INVESTMENT HIGHLIGHTS SENATE DISTRICT 23


## Cap-and-Trade Dollars at Work Across California


California Climate Investments is a statewide program that puts billions of Cap-and-Trade dollars to work reducing greenhouse gas emissions, strengthening the economy, and improving public health and the environment, particularly in disadvantaged communities and low-income communities and households, collectively referred to as priority populations.

 **\$238.0 million**  
Cap-and-Trade funds implemented within the District through November 30, 2023

 **1,638,484**  
MTCO<sub>2</sub>e reductions estimated over project lifetimes

 **85%**  
of total funds invested within the District benefiting priority populations

 **243**  
tons of criteria air pollutant reductions estimated over project lifetimes

 **7,474**  
projects, rebates, and vouchers implemented within the District

### Statewide Co-Benefits

  
improved air quality

  
reduced water use

  
enhanced ecosystems

  
employment & economic development

  
greater transit accessibility

  
dollar savings

Some projects are not located at a single address, and therefore could be attributable to multiple legislative districts. For projects that physically cross multiple legislative districts (e.g., transit projects), the entire project funding and other benefits are attributed to all relevant districts. For projects that report at the census tract level (e.g., vouchers, rebates, and household installations), the entire project funding and other benefits are attributed to a single district, determined by which district includes the majority of the census tract.



# INVESTMENT HIGHLIGHTS SENATE DISTRICT 24

## Cap-and-Trade Dollars at Work Across California

California Climate Investments is a statewide program that puts billions of Cap-and-Trade dollars to work reducing greenhouse gas emissions, strengthening the economy, and improving public health and the environment, particularly in disadvantaged communities and low-income communities and households, collectively referred to as priority populations.



**\$272.9 million**

Cap-and-Trade funds implemented within the District through November 30, 2023



**950,224**

MTCO<sub>2</sub>e reductions estimated over project lifetimes



**75%**

of total funds invested within the District benefiting priority populations



**387**

tons of criteria air pollutant reductions estimated over project lifetimes



**23,083**

projects, rebates, and vouchers implemented within the District

### Statewide Co-Benefits



improved air quality



reduced water use



enhanced ecosystems



employment & economic development



greater transit accessibility



dollar savings

Some projects are not located at a single address, and therefore could be attributable to multiple legislative districts. For projects that physically cross multiple legislative districts (e.g., transit projects), the entire project funding and other benefits are attributed to all relevant districts. For projects that report at the census tract level (e.g., vouchers, rebates, and household installations), the entire project funding and other benefits are attributed to a single district, determined by which district includes the majority of the census tract.





# INVESTMENT HIGHLIGHTS SENATE DISTRICT 25

## Cap-and-Trade Dollars at Work Across California

California Climate Investments is a statewide program that puts billions of Cap-and-Trade dollars to work reducing greenhouse gas emissions, strengthening the economy, and improving public health and the environment, particularly in disadvantaged communities and low-income communities and households, collectively referred to as priority populations.



**\$375.4 million**

Cap-and-Trade funds implemented within the District through November 30, 2023



**2,969,065**

MTCO<sub>2</sub>e reductions estimated over project lifetimes



**90%**

of total funds invested within the District benefiting priority populations



**609**

tons of criteria air pollutant reductions estimated over project lifetimes



**23,483**

projects, rebates, and vouchers implemented within the District

### Statewide Co-Benefits



improved air quality



reduced water use



enhanced ecosystems



employment & economic development



greater transit accessibility



dollar savings

Some projects are not located at a single address, and therefore could be attributable to multiple legislative districts. For projects that physically cross multiple legislative districts (e.g., transit projects), the entire project funding and other benefits are attributed to all relevant districts. For projects that report at the census tract level (e.g., vouchers, rebates, and household installations), the entire project funding and other benefits are attributed to a single district, determined by which district includes the majority of the census tract.



# INVESTMENT HIGHLIGHTS SENATE DISTRICT 26

## Cap-and-Trade Dollars at Work Across California

California Climate Investments is a statewide program that puts billions of Cap-and-Trade dollars to work reducing greenhouse gas emissions, strengthening the economy, and improving public health and the environment, particularly in disadvantaged communities and low-income communities and households, collectively referred to as priority populations.



**\$693.1 million**

Cap-and-Trade funds implemented within the District through November 30, 2023



**5,169,897**

MTCO<sub>2</sub>e reductions estimated over project lifetimes



**96%**

of total funds invested within the District benefiting priority populations



**4,213**

tons of criteria air pollutant reductions estimated over project lifetimes



**9,356**

projects, rebates, and vouchers implemented within the District

### Statewide Co-Benefits



improved air quality



reduced water use



enhanced ecosystems



employment & economic development



greater transit accessibility



dollar savings

Some projects are not located at a single address, and therefore could be attributable to multiple legislative districts. For projects that physically cross multiple legislative districts (e.g., transit projects), the entire project funding and other benefits are attributed to all relevant districts. For projects that report at the census tract level (e.g., vouchers, rebates, and household installations), the entire project funding and other benefits are attributed to a single district, determined by which district includes the majority of the census tract.



# INVESTMENT HIGHLIGHTS SENATE DISTRICT 27

## Cap-and-Trade Dollars at Work Across California

California Climate Investments is a statewide program that puts billions of Cap-and-Trade dollars to work reducing greenhouse gas emissions, strengthening the economy, and improving public health and the environment, particularly in disadvantaged communities and low-income communities and households, collectively referred to as priority populations.



**\$175.6 million**

Cap-and-Trade funds implemented within the District through November 30, 2023



**2,075,026**

MTCO<sub>2</sub>e reductions estimated over project lifetimes



**76%**

of total funds invested within the District benefiting priority populations



**395**

tons of criteria air pollutant reductions estimated over project lifetimes



**17,905**

projects, rebates, and vouchers implemented within the District

### Statewide Co-Benefits



improved air quality



reduced water use



enhanced ecosystems



employment & economic development



greater transit accessibility



dollar savings

Some projects are not located at a single address, and therefore could be attributable to multiple legislative districts. For projects that physically cross multiple legislative districts (e.g., transit projects), the entire project funding and other benefits are attributed to all relevant districts. For projects that report at the census tract level (e.g., vouchers, rebates, and household installations), the entire project funding and other benefits are attributed to a single district, determined by which district includes the majority of the census tract.



# INVESTMENT HIGHLIGHTS SENATE DISTRICT 28

## Cap-and-Trade Dollars at Work Across California

California Climate Investments is a statewide program that puts billions of Cap-and-Trade dollars to work reducing greenhouse gas emissions, strengthening the economy, and improving public health and the environment, particularly in disadvantaged communities and low-income communities and households, collectively referred to as priority populations.



**\$384.3 million**

Cap-and-Trade funds implemented within the District through November 30, 2023



**780,475**

MTCO<sub>2</sub>e reductions estimated over project lifetimes



**93%**

of total funds invested within the District benefiting priority populations



**651**

tons of criteria air pollutant reductions estimated over project lifetimes



**9,766**

projects, rebates, and vouchers implemented within the District

### Statewide Co-Benefits



improved air quality



reduced water use



enhanced ecosystems



employment & economic development



greater transit accessibility



dollar savings

Some projects are not located at a single address, and therefore could be attributable to multiple legislative districts. For projects that physically cross multiple legislative districts (e.g., transit projects), the entire project funding and other benefits are attributed to all relevant districts. For projects that report at the census tract level (e.g., vouchers, rebates, and household installations), the entire project funding and other benefits are attributed to a single district, determined by which district includes the majority of the census tract.



# INVESTMENT HIGHLIGHTS SENATE DISTRICT 29

## Cap-and-Trade Dollars at Work Across California

California Climate Investments is a statewide program that puts billions of Cap-and-Trade dollars to work reducing greenhouse gas emissions, strengthening the economy, and improving public health and the environment, particularly in disadvantaged communities and low-income communities and households, collectively referred to as priority populations.



**\$290.6 million**

Cap-and-Trade funds implemented within the District through November 30, 2023



**1,189,684**

MTCO<sub>2</sub>e reductions estimated over project lifetimes



**94%**

of total funds invested within the District benefiting priority populations



**2,417**

tons of criteria air pollutant reductions estimated over project lifetimes



**12,290**

projects, rebates, and vouchers implemented within the District

### Statewide Co-Benefits



improved air quality



reduced water use



enhanced ecosystems



employment & economic development



greater transit accessibility



dollar savings


Some projects are not located at a single address, and therefore could be attributable to multiple legislative districts. For projects that physically cross multiple legislative districts (e.g., transit projects), the entire project funding and other benefits are attributed to all relevant districts. For projects that report at the census tract level (e.g., vouchers, rebates, and household installations), the entire project funding and other benefits are attributed to a single district, determined by which district includes the majority of the census tract.





# INVESTMENT HIGHLIGHTS SENATE DISTRICT 30


## Cap-and-Trade Dollars at Work Across California


California Climate Investments is a statewide program that puts billions of Cap-and-Trade dollars to work reducing greenhouse gas emissions, strengthening the economy, and improving public health and the environment, particularly in disadvantaged communities and low-income communities and households, collectively referred to as priority populations.

 **\$244.9 million**  
Cap-and-Trade funds implemented within the District through November 30, 2023

 **778,951**  
MTCO<sub>2</sub>e reductions estimated over project lifetimes

 **61%**  
of total funds invested within the District benefiting priority populations

 **574**  
tons of criteria air pollutant reductions estimated over project lifetimes

 **13,125**  
projects, rebates, and vouchers implemented within the District

### Statewide Co-Benefits

  
improved air quality

  
reduced water use

  
enhanced ecosystems

  
employment & economic development

  
greater transit accessibility

  
dollar savings

Some projects are not located at a single address, and therefore could be attributable to multiple legislative districts. For projects that physically cross multiple legislative districts (e.g., transit projects), the entire project funding and other benefits are attributed to all relevant districts. For projects that report at the census tract level (e.g., vouchers, rebates, and household installations), the entire project funding and other benefits are attributed to a single district, determined by which district includes the majority of the census tract.



# INVESTMENT HIGHLIGHTS SENATE DISTRICT 31

## Cap-and-Trade Dollars at Work Across California

California Climate Investments is a statewide program that puts billions of Cap-and-Trade dollars to work reducing greenhouse gas emissions, strengthening the economy, and improving public health and the environment, particularly in disadvantaged communities and low-income communities and households, collectively referred to as priority populations.



**\$253.3 million**

Cap-and-Trade funds implemented within the District through November 30, 2023



**1,128,118**

MTCO<sub>2</sub>e reductions estimated over project lifetimes



**94%**

of total funds invested within the District benefiting priority populations



**2,900**

tons of criteria air pollutant reductions estimated over project lifetimes



**5,848**

projects, rebates, and vouchers implemented within the District

### Statewide Co-Benefits



improved air quality



reduced water use



enhanced ecosystems



employment & economic development



greater transit accessibility



dollar savings


Some projects are not located at a single address, and therefore could be attributable to multiple legislative districts. For projects that physically cross multiple legislative districts (e.g., transit projects), the entire project funding and other benefits are attributed to all relevant districts. For projects that report at the census tract level (e.g., vouchers, rebates, and household installations), the entire project funding and other benefits are attributed to a single district, determined by which district includes the majority of the census tract.





# INVESTMENT HIGHLIGHTS SENATE DISTRICT 32


## Cap-and-Trade Dollars at Work Across California


California Climate Investments is a statewide program that puts billions of Cap-and-Trade dollars to work reducing greenhouse gas emissions, strengthening the economy, and improving public health and the environment, particularly in disadvantaged communities and low-income communities and households, collectively referred to as priority populations.

 **\$228.5 million**  
Cap-and-Trade funds implemented within the District through November 30, 2023

 **782,289**  
MTCO<sub>2</sub>e reductions estimated over project lifetimes

 **73%**  
of total funds invested within the District benefiting priority populations

 **420**  
tons of criteria air pollutant reductions estimated over project lifetimes

 **22,755**  
projects, rebates, and vouchers implemented within the District

### Statewide Co-Benefits

  
improved air quality

  
reduced water use

  
enhanced ecosystems

  
employment & economic development

  
greater transit accessibility

  
dollar savings

Some projects are not located at a single address, and therefore could be attributable to multiple legislative districts. For projects that physically cross multiple legislative districts (e.g., transit projects), the entire project funding and other benefits are attributed to all relevant districts. For projects that report at the census tract level (e.g., vouchers, rebates, and household installations), the entire project funding and other benefits are attributed to a single district, determined by which district includes the majority of the census tract.





# INVESTMENT HIGHLIGHTS SENATE DISTRICT 33

## Cap-and-Trade Dollars at Work Across California

California Climate Investments is a statewide program that puts billions of Cap-and-Trade dollars to work reducing greenhouse gas emissions, strengthening the economy, and improving public health and the environment, particularly in disadvantaged communities and low-income communities and households, collectively referred to as priority populations.



**\$418.7 million**

Cap-and-Trade funds implemented within the District through November 30, 2023



**872,662**

MTCO<sub>2</sub>e reductions estimated over project lifetimes



**97%**

of total funds invested within the District benefiting priority populations



**1,572**

tons of criteria air pollutant reductions estimated over project lifetimes



**7,746**

projects, rebates, and vouchers implemented within the District

### Statewide Co-Benefits



improved air quality



reduced water use



enhanced ecosystems



employment & economic development



greater transit accessibility



dollar savings


Some projects are not located at a single address, and therefore could be attributable to multiple legislative districts. For projects that physically cross multiple legislative districts (e.g., transit projects), the entire project funding and other benefits are attributed to all relevant districts. For projects that report at the census tract level (e.g., vouchers, rebates, and household installations), the entire project funding and other benefits are attributed to a single district, determined by which district includes the majority of the census tract.




# INVESTMENT HIGHLIGHTS SENATE DISTRICT 34


## Cap-and-Trade Dollars at Work Across California


California Climate Investments is a statewide program that puts billions of Cap-and-Trade dollars to work reducing greenhouse gas emissions, strengthening the economy, and improving public health and the environment, particularly in disadvantaged communities and low-income communities and households, collectively referred to as priority populations.

 **\$299.1 million**  
Cap-and-Trade funds implemented within the District through November 30, 2023

 **1,027,586**  
MTCO<sub>2</sub>e reductions estimated over project lifetimes

 **92%**  
of total funds invested within the District benefiting priority populations

 **6,979**  
tons of criteria air pollutant reductions estimated over project lifetimes

 **8,137**  
projects, rebates, and vouchers implemented within the District

### Statewide Co-Benefits

  
improved air quality

  
reduced water use

  
enhanced ecosystems

  
employment & economic development

  
greater transit accessibility

  
dollar savings

Some projects are not located at a single address, and therefore could be attributable to multiple legislative districts. For projects that physically cross multiple legislative districts (e.g., transit projects), the entire project funding and other benefits are attributed to all relevant districts. For projects that report at the census tract level (e.g., vouchers, rebates, and household installations), the entire project funding and other benefits are attributed to a single district, determined by which district includes the majority of the census tract.



# INVESTMENT HIGHLIGHTS SENATE DISTRICT 35

## Cap-and-Trade Dollars at Work Across California

California Climate Investments is a statewide program that puts billions of Cap-and-Trade dollars to work reducing greenhouse gas emissions, strengthening the economy, and improving public health and the environment, particularly in disadvantaged communities and low-income communities and households, collectively referred to as priority populations.



**\$458.9 million**

Cap-and-Trade funds implemented within the District through November 30, 2023



**1,425,166**

MTCO<sub>2</sub>e reductions estimated over project lifetimes



**97%**

of total funds invested within the District benefiting priority populations



**2,260**

tons of criteria air pollutant reductions estimated over project lifetimes



**7,131**

projects, rebates, and vouchers implemented within the District

### Statewide Co-Benefits



improved air quality



reduced water use



enhanced ecosystems



employment & economic development



greater transit accessibility



dollar savings

Some projects are not located at a single address, and therefore could be attributable to multiple legislative districts. For projects that physically cross multiple legislative districts (e.g., transit projects), the entire project funding and other benefits are attributed to all relevant districts. For projects that report at the census tract level (e.g., vouchers, rebates, and household installations), the entire project funding and other benefits are attributed to a single district, determined by which district includes the majority of the census tract.



# INVESTMENT HIGHLIGHTS SENATE DISTRICT 36

## Cap-and-Trade Dollars at Work Across California

California Climate Investments is a statewide program that puts billions of Cap-and-Trade dollars to work reducing greenhouse gas emissions, strengthening the economy, and improving public health and the environment, particularly in disadvantaged communities and low-income communities and households, collectively referred to as priority populations.



**\$162.5 million**

Cap-and-Trade funds implemented within the District through November 30, 2023



**713,746**

MTCO<sub>2</sub>e reductions estimated over project lifetimes



**78%**

of total funds invested within the District benefiting priority populations



**6,055**

tons of criteria air pollutant reductions estimated over project lifetimes



**17,601**

projects, rebates, and vouchers implemented within the District

### Statewide Co-Benefits



improved air quality



reduced water use



enhanced ecosystems



employment & economic development



greater transit accessibility



dollar savings

Some projects are not located at a single address, and therefore could be attributable to multiple legislative districts. For projects that physically cross multiple legislative districts (e.g., transit projects), the entire project funding and other benefits are attributed to all relevant districts. For projects that report at the census tract level (e.g., vouchers, rebates, and household installations), the entire project funding and other benefits are attributed to a single district, determined by which district includes the majority of the census tract.



# INVESTMENT HIGHLIGHTS SENATE DISTRICT 37

## Cap-and-Trade Dollars at Work Across California

California Climate Investments is a statewide program that puts billions of Cap-and-Trade dollars to work reducing greenhouse gas emissions, strengthening the economy, and improving public health and the environment, particularly in disadvantaged communities and low-income communities and households, collectively referred to as priority populations.



**\$178.1 million**

Cap-and-Trade funds implemented within the District through November 30, 2023



**855,550**

MTCO<sub>2</sub>e reductions estimated over project lifetimes



**63%**

of total funds invested within the District benefiting priority populations



**474**

tons of criteria air pollutant reductions estimated over project lifetimes



**26,169**

projects, rebates, and vouchers implemented within the District

### Statewide Co-Benefits



improved air quality



reduced water use



enhanced ecosystems



employment & economic development



greater transit accessibility



dollar savings

Some projects are not located at a single address, and therefore could be attributable to multiple legislative districts. For projects that physically cross multiple legislative districts (e.g., transit projects), the entire project funding and other benefits are attributed to all relevant districts. For projects that report at the census tract level (e.g., vouchers, rebates, and household installations), the entire project funding and other benefits are attributed to a single district, determined by which district includes the majority of the census tract.



# INVESTMENT HIGHLIGHTS SENATE DISTRICT 38

## Cap-and-Trade Dollars at Work Across California

California Climate Investments is a statewide program that puts billions of Cap-and-Trade dollars to work reducing greenhouse gas emissions, strengthening the economy, and improving public health and the environment, particularly in disadvantaged communities and low-income communities and households, collectively referred to as priority populations.



**\$236.6 million**

Cap-and-Trade funds implemented within the District through November 30, 2023



**1,523,373**

MTCO<sub>2</sub>e reductions estimated over project lifetimes



**84%**

of total funds invested within the District benefiting priority populations



**320**

tons of criteria air pollutant reductions estimated over project lifetimes



**16,919**

projects, rebates, and vouchers implemented within the District

### Statewide Co-Benefits



improved air quality



reduced water use



enhanced ecosystems



employment & economic development



greater transit accessibility



dollar savings

Some projects are not located at a single address, and therefore could be attributable to multiple legislative districts. For projects that physically cross multiple legislative districts (e.g., transit projects), the entire project funding and other benefits are attributed to all relevant districts. For projects that report at the census tract level (e.g., vouchers, rebates, and household installations), the entire project funding and other benefits are attributed to a single district, determined by which district includes the majority of the census tract.



# INVESTMENT HIGHLIGHTS SENATE DISTRICT 39

## Cap-and-Trade Dollars at Work Across California

California Climate Investments is a statewide program that puts billions of Cap-and-Trade dollars to work reducing greenhouse gas emissions, strengthening the economy, and improving public health and the environment, particularly in disadvantaged communities and low-income communities and households, collectively referred to as priority populations.



**\$305.9 million**

Cap-and-Trade funds implemented within the District through November 30, 2023



**1,480,524**

MTCO<sub>2</sub>e reductions estimated over project lifetimes



**65%**

of total funds invested within the District benefiting priority populations



**897**

tons of criteria air pollutant reductions estimated over project lifetimes



**8,186**

projects, rebates, and vouchers implemented within the District

### Statewide Co-Benefits



improved air quality



reduced water use



enhanced ecosystems



employment & economic development



greater transit accessibility



dollar savings


Some projects are not located at a single address, and therefore could be attributable to multiple legislative districts. For projects that physically cross multiple legislative districts (e.g., transit projects), the entire project funding and other benefits are attributed to all relevant districts. For projects that report at the census tract level (e.g., vouchers, rebates, and household installations), the entire project funding and other benefits are attributed to a single district, determined by which district includes the majority of the census tract.




# INVESTMENT HIGHLIGHTS SENATE DISTRICT 40


## Cap-and-Trade Dollars at Work Across California

California Climate Investments is a statewide program that puts billions of Cap-and-Trade dollars to work reducing greenhouse gas emissions, strengthening the economy, and improving public health and the environment, particularly in disadvantaged communities and low-income communities and households, collectively referred to as priority populations.

 **\$271.0 million**  
Cap-and-Trade funds implemented within the District through November 30, 2023

 **1,751,146**  
MTCO<sub>2</sub>e reductions estimated over project lifetimes

 **81%**  
of total funds invested within the District benefiting priority populations

 **550**  
tons of criteria air pollutant reductions estimated over project lifetimes

 **12,390**  
projects, rebates, and vouchers implemented within the District

### Statewide Co-Benefits

  
improved air quality

  
reduced water use

  
enhanced ecosystems

  
employment & economic development

  
greater transit accessibility

  
dollar savings

Some projects are not located at a single address, and therefore could be attributable to multiple legislative districts. For projects that physically cross multiple legislative districts (e.g., transit projects), the entire project funding and other benefits are attributed to all relevant districts. For projects that report at the census tract level (e.g., vouchers, rebates, and household installations), the entire project funding and other benefits are attributed to a single district, determined by which district includes the majority of the census tract.