



INVESTMENT HIGHLIGHTS ASSEMBLY DISTRICT 1

Cap-and-Trade Dollars at Work Across California

California Climate Investments is a statewide program that puts billions of Cap-and-Trade dollars to work reducing greenhouse gas emissions, strengthening the economy, and improving public health and the environment, particularly in disadvantaged communities and low-income communities and households, collectively referred to as priority populations.



\$582.2 million

Cap-and-Trade funds implemented within the District through November 30, 2023



20,686,678

MTCO₂e reductions estimated over project lifetimes



50%

of total funds invested within the District benefiting priority populations



3,233

tons of criteria air pollutant reductions estimated over project lifetimes



2,733

projects, rebates, and vouchers implemented within the District

Statewide Co-Benefits



improved air quality



reduced water use



enhanced ecosystems



employment & economic development



greater transit accessibility



dollar savings

Some projects are not located at a single address, and therefore could be attributable to multiple legislative districts. For projects that physically cross multiple legislative districts (e.g., transit projects), the entire project funding and other benefits are attributed to all relevant districts. For projects that report at the census tract level (e.g., vouchers, rebates, and household installations), the entire project funding and other benefits are attributed to a single district, determined by which district includes the majority of the census tract.



INVESTMENT HIGHLIGHTS ASSEMBLY DISTRICT 2

Cap-and-Trade Dollars at Work Across California

California Climate Investments is a statewide program that puts billions of Cap-and-Trade dollars to work reducing greenhouse gas emissions, strengthening the economy, and improving public health and the environment, particularly in disadvantaged communities and low-income communities and households, collectively referred to as priority populations.



\$329.6 million

Cap-and-Trade funds implemented within the District through November 30, 2023



3,807,122

MTCO₂e reductions estimated over project lifetimes



71%

of total funds invested within the District benefiting priority populations



655

tons of criteria air pollutant reductions estimated over project lifetimes



6,252

projects, rebates, and vouchers implemented within the District

Statewide Co-Benefits



improved air quality



reduced water use



enhanced ecosystems



employment & economic development



greater transit accessibility



dollar savings

Some projects are not located at a single address, and therefore could be attributable to multiple legislative districts. For projects that physically cross multiple legislative districts (e.g., transit projects), the entire project funding and other benefits are attributed to all relevant districts. For projects that report at the census tract level (e.g., vouchers, rebates, and household installations), the entire project funding and other benefits are attributed to a single district, determined by which district includes the majority of the census tract.



INVESTMENT HIGHLIGHTS ASSEMBLY DISTRICT 3

Cap-and-Trade Dollars at Work Across California

California Climate Investments is a statewide program that puts billions of Cap-and-Trade dollars to work reducing greenhouse gas emissions, strengthening the economy, and improving public health and the environment, particularly in disadvantaged communities and low-income communities and households, collectively referred to as priority populations.



\$250.8 million

Cap-and-Trade funds implemented within the District through November 30, 2023



2,263,728

MTCO₂e reductions estimated over project lifetimes



68%

of total funds invested within the District benefiting priority populations



2,071

tons of criteria air pollutant reductions estimated over project lifetimes



2,487

projects, rebates, and vouchers implemented within the District

Statewide Co-Benefits



improved air quality



reduced water use



enhanced ecosystems



employment & economic development



greater transit accessibility



dollar savings

Some projects are not located at a single address, and therefore could be attributable to multiple legislative districts. For projects that physically cross multiple legislative districts (e.g., transit projects), the entire project funding and other benefits are attributed to all relevant districts. For projects that report at the census tract level (e.g., vouchers, rebates, and household installations), the entire project funding and other benefits are attributed to a single district, determined by which district includes the majority of the census tract.



INVESTMENT HIGHLIGHTS ASSEMBLY DISTRICT 4

Cap-and-Trade Dollars at Work Across California

California Climate Investments is a statewide program that puts billions of Cap-and-Trade dollars to work reducing greenhouse gas emissions, strengthening the economy, and improving public health and the environment, particularly in disadvantaged communities and low-income communities and households, collectively referred to as priority populations.



\$293.7 million

Cap-and-Trade funds implemented within the District through November 30, 2023



2,403,554

MTCO₂e reductions estimated over project lifetimes



55%

of total funds invested within the District benefiting priority populations



3,624

tons of criteria air pollutant reductions estimated over project lifetimes



4,521

projects, rebates, and vouchers implemented within the District

Statewide Co-Benefits



improved air quality



reduced water use



enhanced ecosystems



employment & economic development



greater transit accessibility



dollar savings

Some projects are not located at a single address, and therefore could be attributable to multiple legislative districts. For projects that physically cross multiple legislative districts (e.g., transit projects), the entire project funding and other benefits are attributed to all relevant districts. For projects that report at the census tract level (e.g., vouchers, rebates, and household installations), the entire project funding and other benefits are attributed to a single district, determined by which district includes the majority of the census tract.



INVESTMENT HIGHLIGHTS ASSEMBLY DISTRICT 5

Cap-and-Trade Dollars at Work Across California

California Climate Investments is a statewide program that puts billions of Cap-and-Trade dollars to work reducing greenhouse gas emissions, strengthening the economy, and improving public health and the environment, particularly in disadvantaged communities and low-income communities and households, collectively referred to as priority populations.



\$79.0 million

Cap-and-Trade funds implemented within the District through November 30, 2023



357,649

MTCO₂e reductions estimated over project lifetimes



36%

of total funds invested within the District benefiting priority populations



459

tons of criteria air pollutant reductions estimated over project lifetimes



4,883

projects, rebates, and vouchers implemented within the District



High-Speed Rail

High-Speed Rail \$3.5 billion expended toward completion of the High-Speed Rail system, including ongoing or planned activities in this District.

Statewide Co-Benefits



improved air quality



reduced water use



enhanced ecosystems



employment & economic development



greater transit accessibility



dollar savings

Some projects are not located at a single address, and therefore could be attributable to multiple legislative districts. For projects that physically cross multiple legislative districts (e.g., transit projects), the entire project funding and other benefits are attributed to all relevant districts. For projects that report at the census tract level (e.g., vouchers, rebates, and household installations), the entire project funding and other benefits are attributed to a single district, determined by which district includes the majority of the census tract.



INVESTMENT HIGHLIGHTS ASSEMBLY DISTRICT 6

Cap-and-Trade Dollars at Work Across California

California Climate Investments is a statewide program that puts billions of Cap-and-Trade dollars to work reducing greenhouse gas emissions, strengthening the economy, and improving public health and the environment, particularly in disadvantaged communities and low-income communities and households, collectively referred to as priority populations.



\$430.2 million

Cap-and-Trade funds implemented within the District through November 30, 2023



1,688,684

MTCO₂e reductions estimated over project lifetimes



84%

of total funds invested within the District benefiting priority populations



4,051

tons of criteria air pollutant reductions estimated over project lifetimes



8,579

projects, rebates, and vouchers implemented within the District

Statewide Co-Benefits



improved air quality



reduced water use



enhanced ecosystems



employment & economic development



greater transit accessibility



dollar savings

Some projects are not located at a single address, and therefore could be attributable to multiple legislative districts. For projects that physically cross multiple legislative districts (e.g., transit projects), the entire project funding and other benefits are attributed to all relevant districts. For projects that report at the census tract level (e.g., vouchers, rebates, and household installations), the entire project funding and other benefits are attributed to a single district, determined by which district includes the majority of the census tract.



INVESTMENT HIGHLIGHTS ASSEMBLY DISTRICT 7

Cap-and-Trade Dollars at Work Across California

California Climate Investments is a statewide program that puts billions of Cap-and-Trade dollars to work reducing greenhouse gas emissions, strengthening the economy, and improving public health and the environment, particularly in disadvantaged communities and low-income communities and households, collectively referred to as priority populations.



\$132.6 million

Cap-and-Trade funds implemented within the District through November 30, 2023



248,062

MTCO₂e reductions estimated over project lifetimes



72%

of total funds invested within the District benefiting priority populations



92

tons of criteria air pollutant reductions estimated over project lifetimes



4,620

projects, rebates, and vouchers implemented within the District

Statewide Co-Benefits



improved air quality



reduced water use



enhanced ecosystems



employment & economic development



greater transit accessibility



dollar savings

Some projects are not located at a single address, and therefore could be attributable to multiple legislative districts. For projects that physically cross multiple legislative districts (e.g., transit projects), the entire project funding and other benefits are attributed to all relevant districts. For projects that report at the census tract level (e.g., vouchers, rebates, and household installations), the entire project funding and other benefits are attributed to a single district, determined by which district includes the majority of the census tract.



INVESTMENT HIGHLIGHTS ASSEMBLY DISTRICT 8

Cap-and-Trade Dollars at Work Across California

California Climate Investments is a statewide program that puts billions of Cap-and-Trade dollars to work reducing greenhouse gas emissions, strengthening the economy, and improving public health and the environment, particularly in disadvantaged communities and low-income communities and households, collectively referred to as priority populations.



\$316.8 million

Cap-and-Trade funds implemented within the District through November 30, 2023



4,260,382

MTCO₂e reductions estimated over project lifetimes



63%

of total funds invested within the District benefiting priority populations



3,749

tons of criteria air pollutant reductions estimated over project lifetimes



8,124

projects, rebates, and vouchers implemented within the District

Statewide Co-Benefits



improved air quality



reduced water use



enhanced ecosystems



employment & economic development



greater transit accessibility



dollar savings

Some projects are not located at a single address, and therefore could be attributable to multiple legislative districts. For projects that physically cross multiple legislative districts (e.g., transit projects), the entire project funding and other benefits are attributed to all relevant districts. For projects that report at the census tract level (e.g., vouchers, rebates, and household installations), the entire project funding and other benefits are attributed to a single district, determined by which district includes the majority of the census tract.



INVESTMENT HIGHLIGHTS ASSEMBLY DISTRICT 9

Cap-and-Trade Dollars at Work Across California

California Climate Investments is a statewide program that puts billions of Cap-and-Trade dollars to work reducing greenhouse gas emissions, strengthening the economy, and improving public health and the environment, particularly in disadvantaged communities and low-income communities and households, collectively referred to as priority populations.



\$310.4 million

Cap-and-Trade funds implemented within the District through November 30, 2023



3,536,748

MTCO₂e reductions estimated over project lifetimes



71%

of total funds invested within the District benefiting priority populations



6,394

tons of criteria air pollutant reductions estimated over project lifetimes



5,317

projects, rebates, and vouchers implemented within the District

Statewide Co-Benefits



improved air quality



reduced water use



enhanced ecosystems



employment & economic development



greater transit accessibility



dollar savings


Some projects are not located at a single address, and therefore could be attributable to multiple legislative districts. For projects that physically cross multiple legislative districts (e.g., transit projects), the entire project funding and other benefits are attributed to all relevant districts. For projects that report at the census tract level (e.g., vouchers, rebates, and household installations), the entire project funding and other benefits are attributed to a single district, determined by which district includes the majority of the census tract.




INVESTMENT HIGHLIGHTS ASSEMBLY DISTRICT 10


Cap-and-Trade Dollars at Work Across California

California Climate Investments is a statewide program that puts billions of Cap-and-Trade dollars to work reducing greenhouse gas emissions, strengthening the economy, and improving public health and the environment, particularly in disadvantaged communities and low-income communities and households, collectively referred to as priority populations.

 **\$146.4 million**
Cap-and-Trade funds implemented within the District through November 30, 2023

 **1,076,684**
MTCO₂e reductions estimated over project lifetimes

 **76%**
of total funds invested within the District benefiting priority populations

 **2,027**
tons of criteria air pollutant reductions estimated over project lifetimes

 **7,296**
projects, rebates, and vouchers implemented within the District

Statewide Co-Benefits


improved air quality


reduced water use


enhanced ecosystems


employment & economic development


greater transit accessibility


dollar savings

Some projects are not located at a single address, and therefore could be attributable to multiple legislative districts. For projects that physically cross multiple legislative districts (e.g., transit projects), the entire project funding and other benefits are attributed to all relevant districts. For projects that report at the census tract level (e.g., vouchers, rebates, and household installations), the entire project funding and other benefits are attributed to a single district, determined by which district includes the majority of the census tract.



INVESTMENT HIGHLIGHTS ASSEMBLY DISTRICT 11

Cap-and-Trade Dollars at Work Across California

California Climate Investments is a statewide program that puts billions of Cap-and-Trade dollars to work reducing greenhouse gas emissions, strengthening the economy, and improving public health and the environment, particularly in disadvantaged communities and low-income communities and households, collectively referred to as priority populations.



\$130.8 million

Cap-and-Trade funds implemented within the District through November 30, 2023



1,838,673

MTCO₂e reductions estimated over project lifetimes



74%

of total funds invested within the District benefiting priority populations



2,075

tons of criteria air pollutant reductions estimated over project lifetimes



3,898

projects, rebates, and vouchers implemented within the District

Statewide Co-Benefits



improved air quality



reduced water use



enhanced ecosystems



employment & economic development



greater transit accessibility



dollar savings

Some projects are not located at a single address, and therefore could be attributable to multiple legislative districts. For projects that physically cross multiple legislative districts (e.g., transit projects), the entire project funding and other benefits are attributed to all relevant districts. For projects that report at the census tract level (e.g., vouchers, rebates, and household installations), the entire project funding and other benefits are attributed to a single district, determined by which district includes the majority of the census tract.



INVESTMENT HIGHLIGHTS ASSEMBLY DISTRICT 12

Cap-and-Trade Dollars at Work Across California

California Climate Investments is a statewide program that puts billions of Cap-and-Trade dollars to work reducing greenhouse gas emissions, strengthening the economy, and improving public health and the environment, particularly in disadvantaged communities and low-income communities and households, collectively referred to as priority populations.



\$147.3 million

Cap-and-Trade funds implemented within the District through November 30, 2023



579,441

MTCO₂e reductions estimated over project lifetimes



64%

of total funds invested within the District benefiting priority populations



332

tons of criteria air pollutant reductions estimated over project lifetimes



8,205

projects, rebates, and vouchers implemented within the District

Statewide Co-Benefits



improved air quality



reduced water use



enhanced ecosystems



employment & economic development



greater transit accessibility



dollar savings

Some projects are not located at a single address, and therefore could be attributable to multiple legislative districts. For projects that physically cross multiple legislative districts (e.g., transit projects), the entire project funding and other benefits are attributed to all relevant districts. For projects that report at the census tract level (e.g., vouchers, rebates, and household installations), the entire project funding and other benefits are attributed to a single district, determined by which district includes the majority of the census tract.



INVESTMENT HIGHLIGHTS ASSEMBLY DISTRICT 13

Cap-and-Trade Dollars at Work Across California

California Climate Investments is a statewide program that puts billions of Cap-and-Trade dollars to work reducing greenhouse gas emissions, strengthening the economy, and improving public health and the environment, particularly in disadvantaged communities and low-income communities and households, collectively referred to as priority populations.



\$270.8 million

Cap-and-Trade funds implemented within the District through November 30, 2023



1,546,529

MTCO₂e reductions estimated over project lifetimes



92%

of total funds invested within the District benefiting priority populations



3,970

tons of criteria air pollutant reductions estimated over project lifetimes



5,802

projects, rebates, and vouchers implemented within the District

Statewide Co-Benefits



improved air quality



reduced water use



enhanced ecosystems



employment & economic development



greater transit accessibility



dollar savings

Some projects are not located at a single address, and therefore could be attributable to multiple legislative districts. For projects that physically cross multiple legislative districts (e.g., transit projects), the entire project funding and other benefits are attributed to all relevant districts. For projects that report at the census tract level (e.g., vouchers, rebates, and household installations), the entire project funding and other benefits are attributed to a single district, determined by which district includes the majority of the census tract.



INVESTMENT HIGHLIGHTS ASSEMBLY DISTRICT 14

Cap-and-Trade Dollars at Work Across California

California Climate Investments is a statewide program that puts billions of Cap-and-Trade dollars to work reducing greenhouse gas emissions, strengthening the economy, and improving public health and the environment, particularly in disadvantaged communities and low-income communities and households, collectively referred to as priority populations.



\$300.3 million

Cap-and-Trade funds implemented within the District through November 30, 2023



1,501,656

MTCO₂e reductions estimated over project lifetimes



67%

of total funds invested within the District benefiting priority populations



2,105

tons of criteria air pollutant reductions estimated over project lifetimes



8,083

projects, rebates, and vouchers implemented within the District

Statewide Co-Benefits



improved air quality



reduced water use



enhanced ecosystems



employment & economic development



greater transit accessibility



dollar savings


Some projects are not located at a single address, and therefore could be attributable to multiple legislative districts. For projects that physically cross multiple legislative districts (e.g., transit projects), the entire project funding and other benefits are attributed to all relevant districts. For projects that report at the census tract level (e.g., vouchers, rebates, and household installations), the entire project funding and other benefits are attributed to a single district, determined by which district includes the majority of the census tract.




INVESTMENT HIGHLIGHTS ASSEMBLY DISTRICT 15


Cap-and-Trade Dollars at Work Across California

California Climate Investments is a statewide program that puts billions of Cap-and-Trade dollars to work reducing greenhouse gas emissions, strengthening the economy, and improving public health and the environment, particularly in disadvantaged communities and low-income communities and households, collectively referred to as priority populations.

 **\$231.5 million**
Cap-and-Trade funds implemented within the District through November 30, 2023

 **1,319,994**
MTCO₂e reductions estimated over project lifetimes

 **67%**
of total funds invested within the District benefiting priority populations

 **3,273**
tons of criteria air pollutant reductions estimated over project lifetimes

 **4,768**
projects, rebates, and vouchers implemented within the District

Statewide Co-Benefits


improved air quality


reduced water use


enhanced ecosystems


employment & economic development


greater transit accessibility


dollar savings

Some projects are not located at a single address, and therefore could be attributable to multiple legislative districts. For projects that physically cross multiple legislative districts (e.g., transit projects), the entire project funding and other benefits are attributed to all relevant districts. For projects that report at the census tract level (e.g., vouchers, rebates, and household installations), the entire project funding and other benefits are attributed to a single district, determined by which district includes the majority of the census tract.



INVESTMENT HIGHLIGHTS ASSEMBLY DISTRICT 16

Cap-and-Trade Dollars at Work Across California

California Climate Investments is a statewide program that puts billions of Cap-and-Trade dollars to work reducing greenhouse gas emissions, strengthening the economy, and improving public health and the environment, particularly in disadvantaged communities and low-income communities and households, collectively referred to as priority populations.



\$171.0 million

Cap-and-Trade funds implemented within the District through November 30, 2023



1,529,426

MTCO₂e reductions estimated over project lifetimes



37%

of total funds invested within the District benefiting priority populations



3,264

tons of criteria air pollutant reductions estimated over project lifetimes



12,638

projects, rebates, and vouchers implemented within the District

Statewide Co-Benefits



improved air quality



reduced water use



enhanced ecosystems



employment & economic development



greater transit accessibility



dollar savings

Some projects are not located at a single address, and therefore could be attributable to multiple legislative districts. For projects that physically cross multiple legislative districts (e.g., transit projects), the entire project funding and other benefits are attributed to all relevant districts. For projects that report at the census tract level (e.g., vouchers, rebates, and household installations), the entire project funding and other benefits are attributed to a single district, determined by which district includes the majority of the census tract.



INVESTMENT HIGHLIGHTS ASSEMBLY DISTRICT 17

Cap-and-Trade Dollars at Work Across California

California Climate Investments is a statewide program that puts billions of Cap-and-Trade dollars to work reducing greenhouse gas emissions, strengthening the economy, and improving public health and the environment, particularly in disadvantaged communities and low-income communities and households, collectively referred to as priority populations.



\$650.9 million

Cap-and-Trade funds implemented within the District through November 30, 2023



5,822,765

MTCO₂e reductions estimated over project lifetimes



75%

of total funds invested within the District benefiting priority populations



7,770

tons of criteria air pollutant reductions estimated over project lifetimes



7,802

projects, rebates, and vouchers implemented within the District



High-Speed Rail

High-Speed Rail is also using Cap-and-Trade dollars to electrify Caltrain from San Francisco to San Jose (AD 17, AD 22, AD 24, AD 25, and AD 27).

Statewide Co-Benefits



improved air quality



reduced water use



enhanced ecosystems



employment & economic development



greater transit accessibility



dollar savings

Some projects are not located at a single address, and therefore could be attributable to multiple legislative districts. For projects that physically cross multiple legislative districts (e.g., transit projects), the entire project funding and other benefits are attributed to all relevant districts. For projects that report at the census tract level (e.g., vouchers, rebates, and household installations), the entire project funding and other benefits are attributed to a single district, determined by which district includes the majority of the census tract.



INVESTMENT HIGHLIGHTS ASSEMBLY DISTRICT 18

Cap-and-Trade Dollars at Work Across California

California Climate Investments is a statewide program that puts billions of Cap-and-Trade dollars to work reducing greenhouse gas emissions, strengthening the economy, and improving public health and the environment, particularly in disadvantaged communities and low-income communities and households, collectively referred to as priority populations.



\$875.1 million

Cap-and-Trade funds implemented within the District through November 30, 2023



10,752,080

MTCO₂e reductions estimated over project lifetimes



90%

of total funds invested within the District benefiting priority populations



8,245

tons of criteria air pollutant reductions estimated over project lifetimes



8,120

projects, rebates, and vouchers implemented within the District

Statewide Co-Benefits



improved air quality



reduced water use



enhanced ecosystems



employment & economic development



greater transit accessibility



dollar savings

Some projects are not located at a single address, and therefore could be attributable to multiple legislative districts. For projects that physically cross multiple legislative districts (e.g., transit projects), the entire project funding and other benefits are attributed to all relevant districts. For projects that report at the census tract level (e.g., vouchers, rebates, and household installations), the entire project funding and other benefits are attributed to a single district, determined by which district includes the majority of the census tract.



INVESTMENT HIGHLIGHTS ASSEMBLY DISTRICT 19

Cap-and-Trade Dollars at Work Across California

California Climate Investments is a statewide program that puts billions of Cap-and-Trade dollars to work reducing greenhouse gas emissions, strengthening the economy, and improving public health and the environment, particularly in disadvantaged communities and low-income communities and households, collectively referred to as priority populations.



\$201.1 million

Cap-and-Trade funds implemented within the District through November 30, 2023



640,982

MTCO₂e reductions estimated over project lifetimes



69%

of total funds invested within the District benefiting priority populations



108

tons of criteria air pollutant reductions estimated over project lifetimes



5,639

projects, rebates, and vouchers implemented within the District

Statewide Co-Benefits



improved air quality



reduced water use



enhanced ecosystems



employment & economic development



greater transit accessibility



dollar savings

Some projects are not located at a single address, and therefore could be attributable to multiple legislative districts. For projects that physically cross multiple legislative districts (e.g., transit projects), the entire project funding and other benefits are attributed to all relevant districts. For projects that report at the census tract level (e.g., vouchers, rebates, and household installations), the entire project funding and other benefits are attributed to a single district, determined by which district includes the majority of the census tract.



INVESTMENT HIGHLIGHTS ASSEMBLY DISTRICT 20

Cap-and-Trade Dollars at Work Across California

California Climate Investments is a statewide program that puts billions of Cap-and-Trade dollars to work reducing greenhouse gas emissions, strengthening the economy, and improving public health and the environment, particularly in disadvantaged communities and low-income communities and households, collectively referred to as priority populations.



\$246.4 million

Cap-and-Trade funds implemented within the District through November 30, 2023



1,597,723

MTCO₂e reductions estimated over project lifetimes



59%

of total funds invested within the District benefiting priority populations



2,991

tons of criteria air pollutant reductions estimated over project lifetimes



10,802

projects, rebates, and vouchers implemented within the District

Statewide Co-Benefits



improved air quality



reduced water use



enhanced ecosystems



employment & economic development



greater transit accessibility



dollar savings


Some projects are not located at a single address, and therefore could be attributable to multiple legislative districts. For projects that physically cross multiple legislative districts (e.g., transit projects), the entire project funding and other benefits are attributed to all relevant districts. For projects that report at the census tract level (e.g., vouchers, rebates, and household installations), the entire project funding and other benefits are attributed to a single district, determined by which district includes the majority of the census tract.





INVESTMENT HIGHLIGHTS ASSEMBLY DISTRICT 21


Cap-and-Trade Dollars at Work Across California


California Climate Investments is a statewide program that puts billions of Cap-and-Trade dollars to work reducing greenhouse gas emissions, strengthening the economy, and improving public health and the environment, particularly in disadvantaged communities and low-income communities and households, collectively referred to as priority populations.

 **\$302.3 million**
Cap-and-Trade funds implemented within the District through November 30, 2023

 **2,731,804**
MTCO₂e reductions estimated over project lifetimes

 **74%**
of total funds invested within the District benefiting priority populations

 **7,723**
tons of criteria air pollutant reductions estimated over project lifetimes

 **9,731**
projects, rebates, and vouchers implemented within the District

Statewide Co-Benefits


improved air quality


reduced water use


enhanced ecosystems


employment & economic development


greater transit accessibility


dollar savings


Some projects are not located at a single address, and therefore could be attributable to multiple legislative districts. For projects that physically cross multiple legislative districts (e.g., transit projects), the entire project funding and other benefits are attributed to all relevant districts. For projects that report at the census tract level (e.g., vouchers, rebates, and household installations), the entire project funding and other benefits are attributed to a single district, determined by which district includes the majority of the census tract.




INVESTMENT HIGHLIGHTS ASSEMBLY DISTRICT 22

Cap-and-Trade Dollars at Work Across California

California Climate Investments is a statewide program that puts billions of Cap-and-Trade dollars to work reducing greenhouse gas emissions, strengthening the economy, and improving public health and the environment, particularly in disadvantaged communities and low-income communities and households, collectively referred to as priority populations.


 **\$334.7 million**
Cap-and-Trade funds implemented within the District through November 30, 2023

 **4,340,382**
MTCO₂e reductions estimated over project lifetimes

 **81%**
of total funds invested within the District benefiting priority populations

 **8,606**
tons of criteria air pollutant reductions estimated over project lifetimes

 **4,360**
projects, rebates, and vouchers implemented within the District

 **High-Speed Rail**
High-Speed Rail is also using Cap-and-Trade dollars to electrify Caltrain from San Francisco to San Jose (AD 17, AD 22, AD 24, AD 25, and AD 27).

Statewide Co-Benefits


improved air quality


reduced water use


enhanced ecosystems


employment & economic development


greater transit accessibility


dollar savings

Some projects are not located at a single address, and therefore could be attributable to multiple legislative districts. For projects that physically cross multiple legislative districts (e.g., transit projects), the entire project funding and other benefits are attributed to all relevant districts. For projects that report at the census tract level (e.g., vouchers, rebates, and household installations), the entire project funding and other benefits are attributed to a single district, determined by which district includes the majority of the census tract.



INVESTMENT HIGHLIGHTS ASSEMBLY DISTRICT 23

Cap-and-Trade Dollars at Work Across California

California Climate Investments is a statewide program that puts billions of Cap-and-Trade dollars to work reducing greenhouse gas emissions, strengthening the economy, and improving public health and the environment, particularly in disadvantaged communities and low-income communities and households, collectively referred to as priority populations.



\$104.6 million

Cap-and-Trade funds implemented within the District through November 30, 2023



2,236,033

MTCO₂e reductions estimated over project lifetimes



52%

of total funds invested within the District benefiting priority populations



7,473

tons of criteria air pollutant reductions estimated over project lifetimes



13,547

projects, rebates, and vouchers implemented within the District



High-Speed Rail

High-Speed Rail \$3.5 billion expended toward completion of the High-Speed Rail system, including ongoing or planned activities in this District.

Statewide Co-Benefits



improved air quality



reduced water use



enhanced ecosystems



employment & economic development



greater transit accessibility



dollar savings

Some projects are not located at a single address, and therefore could be attributable to multiple legislative districts. For projects that physically cross multiple legislative districts (e.g., transit projects), the entire project funding and other benefits are attributed to all relevant districts. For projects that report at the census tract level (e.g., vouchers, rebates, and household installations), the entire project funding and other benefits are attributed to a single district, determined by which district includes the majority of the census tract.



INVESTMENT HIGHLIGHTS ASSEMBLY DISTRICT 24

Cap-and-Trade Dollars at Work Across California

California Climate Investments is a statewide program that puts billions of Cap-and-Trade dollars to work reducing greenhouse gas emissions, strengthening the economy, and improving public health and the environment, particularly in disadvantaged communities and low-income communities and households, collectively referred to as priority populations.



\$164.2 million

Cap-and-Trade funds implemented within the District through November 30, 2023



1,108,581

MTCO₂e reductions estimated over project lifetimes



43%

of total funds invested within the District benefiting priority populations



2,252

tons of criteria air pollutant reductions estimated over project lifetimes



17,663

projects, rebates, and vouchers implemented within the District



High-Speed Rail

High-Speed Rail is also using Cap-and-Trade dollars to electrify Caltrain from San Francisco to San Jose (AD 17, AD 22, AD 24, AD 25, and AD 27).

Statewide Co-Benefits



improved air quality



reduced water use



enhanced ecosystems



employment & economic development



greater transit accessibility



dollar savings


Some projects are not located at a single address, and therefore could be attributable to multiple legislative districts. For projects that physically cross multiple legislative districts (e.g., transit projects), the entire project funding and other benefits are attributed to all relevant districts. For projects that report at the census tract level (e.g., vouchers, rebates, and household installations), the entire project funding and other benefits are attributed to a single district, determined by which district includes the majority of the census tract.





INVESTMENT HIGHLIGHTS ASSEMBLY DISTRICT 25


Cap-and-Trade Dollars at Work Across California

California Climate Investments is a statewide program that puts billions of Cap-and-Trade dollars to work reducing greenhouse gas emissions, strengthening the economy, and improving public health and the environment, particularly in disadvantaged communities and low-income communities and households, collectively referred to as priority populations.


 **\$200.1 million**
Cap-and-Trade funds implemented within the District through November 30, 2023

 **3,001,274**
MTCO₂e reductions estimated over project lifetimes

 **76%**
of total funds invested within the District benefiting priority populations

 **9,198**
tons of criteria air pollutant reductions estimated over project lifetimes

 **16,013**
projects, rebates, and vouchers implemented within the District

 **High-Speed Rail**
High-Speed Rail is also using Cap-and-Trade dollars to electrify Caltrain from San Francisco to San Jose (AD 17, AD 22, AD 24, AD 25, and AD 27).

Statewide Co-Benefits


improved air quality


reduced water use


enhanced ecosystems


employment & economic development


greater transit accessibility


dollar savings

Some projects are not located at a single address, and therefore could be attributable to multiple legislative districts. For projects that physically cross multiple legislative districts (e.g., transit projects), the entire project funding and other benefits are attributed to all relevant districts. For projects that report at the census tract level (e.g., vouchers, rebates, and household installations), the entire project funding and other benefits are attributed to a single district, determined by which district includes the majority of the census tract.



INVESTMENT HIGHLIGHTS ASSEMBLY DISTRICT 26

Cap-and-Trade Dollars at Work Across California

California Climate Investments is a statewide program that puts billions of Cap-and-Trade dollars to work reducing greenhouse gas emissions, strengthening the economy, and improving public health and the environment, particularly in disadvantaged communities and low-income communities and households, collectively referred to as priority populations.



\$119.7 million

Cap-and-Trade funds implemented within the District through November 30, 2023



4,040,597

MTCO₂e reductions estimated over project lifetimes



70%

of total funds invested within the District benefiting priority populations



9,487

tons of criteria air pollutant reductions estimated over project lifetimes



13,663

projects, rebates, and vouchers implemented within the District

Statewide Co-Benefits



improved air quality



reduced water use



enhanced ecosystems



employment & economic development



greater transit accessibility



dollar savings

Some projects are not located at a single address, and therefore could be attributable to multiple legislative districts. For projects that physically cross multiple legislative districts (e.g., transit projects), the entire project funding and other benefits are attributed to all relevant districts. For projects that report at the census tract level (e.g., vouchers, rebates, and household installations), the entire project funding and other benefits are attributed to a single district, determined by which district includes the majority of the census tract.



INVESTMENT HIGHLIGHTS ASSEMBLY DISTRICT 27

Cap-and-Trade Dollars at Work Across California

California Climate Investments is a statewide program that puts billions of Cap-and-Trade dollars to work reducing greenhouse gas emissions, strengthening the economy, and improving public health and the environment, particularly in disadvantaged communities and low-income communities and households, collectively referred to as priority populations.



\$499.0 million

Cap-and-Trade funds implemented within the District through November 30, 2023



7,429,023

MTCO₂e reductions estimated over project lifetimes



92%

of total funds invested within the District benefiting priority populations



13,978

tons of criteria air pollutant reductions estimated over project lifetimes



29,426

projects, rebates, and vouchers implemented within the District



High-Speed Rail

High-Speed Rail is also using Cap-and-Trade dollars to electrify Caltrain from San Francisco to San Jose (AD 17, AD 22, AD 24, AD 25, and AD 27).

Statewide Co-Benefits



improved air quality



reduced water use



enhanced ecosystems



employment & economic development



greater transit accessibility



dollar savings


Some projects are not located at a single address, and therefore could be attributable to multiple legislative districts. For projects that physically cross multiple legislative districts (e.g., transit projects), the entire project funding and other benefits are attributed to all relevant districts. For projects that report at the census tract level (e.g., vouchers, rebates, and household installations), the entire project funding and other benefits are attributed to a single district, determined by which district includes the majority of the census tract.




INVESTMENT HIGHLIGHTS ASSEMBLY DISTRICT 28


Cap-and-Trade Dollars at Work Across California

California Climate Investments is a statewide program that puts billions of Cap-and-Trade dollars to work reducing greenhouse gas emissions, strengthening the economy, and improving public health and the environment, particularly in disadvantaged communities and low-income communities and households, collectively referred to as priority populations.

 **\$275.7 million**
Cap-and-Trade funds implemented within the District through November 30, 2023

 **4,507,413**
MTCO₂e reductions estimated over project lifetimes

 **71%**
of total funds invested within the District benefiting priority populations

 **9,239**
tons of criteria air pollutant reductions estimated over project lifetimes

 **13,830**
projects, rebates, and vouchers implemented within the District

Statewide Co-Benefits


improved air quality


reduced water use


enhanced ecosystems


employment & economic development


greater transit accessibility


dollar savings

Some projects are not located at a single address, and therefore could be attributable to multiple legislative districts. For projects that physically cross multiple legislative districts (e.g., transit projects), the entire project funding and other benefits are attributed to all relevant districts. For projects that report at the census tract level (e.g., vouchers, rebates, and household installations), the entire project funding and other benefits are attributed to a single district, determined by which district includes the majority of the census tract.



INVESTMENT HIGHLIGHTS ASSEMBLY DISTRICT 29

Cap-and-Trade Dollars at Work Across California

California Climate Investments is a statewide program that puts billions of Cap-and-Trade dollars to work reducing greenhouse gas emissions, strengthening the economy, and improving public health and the environment, particularly in disadvantaged communities and low-income communities and households, collectively referred to as priority populations.



\$164.2 million

Cap-and-Trade funds implemented within the District through November 30, 2023



3,517,574

MTCO₂e reductions estimated over project lifetimes



76%

of total funds invested within the District benefiting priority populations



10,088

tons of criteria air pollutant reductions estimated over project lifetimes



7,528

projects, rebates, and vouchers implemented within the District

Statewide Co-Benefits



improved air quality



reduced water use



enhanced ecosystems



employment & economic development



greater transit accessibility



dollar savings

Some projects are not located at a single address, and therefore could be attributable to multiple legislative districts. For projects that physically cross multiple legislative districts (e.g., transit projects), the entire project funding and other benefits are attributed to all relevant districts. For projects that report at the census tract level (e.g., vouchers, rebates, and household installations), the entire project funding and other benefits are attributed to a single district, determined by which district includes the majority of the census tract.



INVESTMENT HIGHLIGHTS ASSEMBLY DISTRICT 30

Cap-and-Trade Dollars at Work Across California

California Climate Investments is a statewide program that puts billions of Cap-and-Trade dollars to work reducing greenhouse gas emissions, strengthening the economy, and improving public health and the environment, particularly in disadvantaged communities and low-income communities and households, collectively referred to as priority populations.



\$130.3 million

Cap-and-Trade funds implemented within the District through November 30, 2023



1,393,983

MTCO₂e reductions estimated over project lifetimes



47%

of total funds invested within the District benefiting priority populations



613

tons of criteria air pollutant reductions estimated over project lifetimes



5,985

projects, rebates, and vouchers implemented within the District

Statewide Co-Benefits



improved air quality



reduced water use



enhanced ecosystems



employment & economic development



greater transit accessibility



dollar savings

Some projects are not located at a single address, and therefore could be attributable to multiple legislative districts. For projects that physically cross multiple legislative districts (e.g., transit projects), the entire project funding and other benefits are attributed to all relevant districts. For projects that report at the census tract level (e.g., vouchers, rebates, and household installations), the entire project funding and other benefits are attributed to a single district, determined by which district includes the majority of the census tract.





INVESTMENT HIGHLIGHTS ASSEMBLY DISTRICT 31


Cap-and-Trade Dollars at Work Across California

California Climate Investments is a statewide program that puts billions of Cap-and-Trade dollars to work reducing greenhouse gas emissions, strengthening the economy, and improving public health and the environment, particularly in disadvantaged communities and low-income communities and households, collectively referred to as priority populations.

 **\$433.8 million**
Cap-and-Trade funds implemented within the District through November 30, 2023

 **1,517,255**
MTCO₂e reductions estimated over project lifetimes

 **88%**
of total funds invested within the District benefiting priority populations

 **5,263**
tons of criteria air pollutant reductions estimated over project lifetimes

 **8,576**
projects, rebates, and vouchers implemented within the District

 **High-Speed Rail**
High-Speed Rail \$3.5 billion expended toward completion of the High-Speed Rail system, including ongoing or planned activities in this District.

Statewide Co-Benefits


improved air quality


reduced water use


enhanced ecosystems


employment & economic development


greater transit accessibility


dollar savings

Some projects are not located at a single address, and therefore could be attributable to multiple legislative districts. For projects that physically cross multiple legislative districts (e.g., transit projects), the entire project funding and other benefits are attributed to all relevant districts. For projects that report at the census tract level (e.g., vouchers, rebates, and household installations), the entire project funding and other benefits are attributed to a single district, determined by which district includes the majority of the census tract.



INVESTMENT HIGHLIGHTS ASSEMBLY DISTRICT 32

Cap-and-Trade Dollars at Work Across California

California Climate Investments is a statewide program that puts billions of Cap-and-Trade dollars to work reducing greenhouse gas emissions, strengthening the economy, and improving public health and the environment, particularly in disadvantaged communities and low-income communities and households, collectively referred to as priority populations.



\$318.9 million

Cap-and-Trade funds implemented within the District through November 30, 2023



4,890,956

MTCO₂e reductions estimated over project lifetimes



70%

of total funds invested within the District benefiting priority populations



4,588

tons of criteria air pollutant reductions estimated over project lifetimes



5,864

projects, rebates, and vouchers implemented within the District

Statewide Co-Benefits



improved air quality



reduced water use



enhanced ecosystems



employment & economic development



greater transit accessibility



dollar savings

Some projects are not located at a single address, and therefore could be attributable to multiple legislative districts. For projects that physically cross multiple legislative districts (e.g., transit projects), the entire project funding and other benefits are attributed to all relevant districts. For projects that report at the census tract level (e.g., vouchers, rebates, and household installations), the entire project funding and other benefits are attributed to a single district, determined by which district includes the majority of the census tract.



INVESTMENT HIGHLIGHTS ASSEMBLY DISTRICT 33

Cap-and-Trade Dollars at Work Across California

California Climate Investments is a statewide program that puts billions of Cap-and-Trade dollars to work reducing greenhouse gas emissions, strengthening the economy, and improving public health and the environment, particularly in disadvantaged communities and low-income communities and households, collectively referred to as priority populations.



\$439.4 million

Cap-and-Trade funds implemented within the District through November 30, 2023



12,837,051

MTCO₂e reductions estimated over project lifetimes



83%

of total funds invested within the District benefiting priority populations



10,846

tons of criteria air pollutant reductions estimated over project lifetimes



8,276

projects, rebates, and vouchers implemented within the District

Statewide Co-Benefits



improved air quality



reduced water use



enhanced ecosystems



employment & economic development



greater transit accessibility



dollar savings

Some projects are not located at a single address, and therefore could be attributable to multiple legislative districts. For projects that physically cross multiple legislative districts (e.g., transit projects), the entire project funding and other benefits are attributed to all relevant districts. For projects that report at the census tract level (e.g., vouchers, rebates, and household installations), the entire project funding and other benefits are attributed to a single district, determined by which district includes the majority of the census tract.



INVESTMENT HIGHLIGHTS ASSEMBLY DISTRICT 34

Cap-and-Trade Dollars at Work Across California

California Climate Investments is a statewide program that puts billions of Cap-and-Trade dollars to work reducing greenhouse gas emissions, strengthening the economy, and improving public health and the environment, particularly in disadvantaged communities and low-income communities and households, collectively referred to as priority populations.



\$189.4 million

Cap-and-Trade funds implemented within the District through November 30, 2023



953,584

MTCO₂e reductions estimated over project lifetimes



90%

of total funds invested within the District benefiting priority populations



210

tons of criteria air pollutant reductions estimated over project lifetimes



3,049

projects, rebates, and vouchers implemented within the District

Statewide Co-Benefits



improved air quality



reduced water use



enhanced ecosystems



employment & economic development



greater transit accessibility



dollar savings

Some projects are not located at a single address, and therefore could be attributable to multiple legislative districts. For projects that physically cross multiple legislative districts (e.g., transit projects), the entire project funding and other benefits are attributed to all relevant districts. For projects that report at the census tract level (e.g., vouchers, rebates, and household installations), the entire project funding and other benefits are attributed to a single district, determined by which district includes the majority of the census tract.



INVESTMENT HIGHLIGHTS ASSEMBLY DISTRICT 35

Cap-and-Trade Dollars at Work Across California

California Climate Investments is a statewide program that puts billions of Cap-and-Trade dollars to work reducing greenhouse gas emissions, strengthening the economy, and improving public health and the environment, particularly in disadvantaged communities and low-income communities and households, collectively referred to as priority populations.



\$226.7 million

Cap-and-Trade funds implemented within the District through November 30, 2023



2,639,197

MTCO₂e reductions estimated over project lifetimes



96%

of total funds invested within the District benefiting priority populations



6,233

tons of criteria air pollutant reductions estimated over project lifetimes



7,592

projects, rebates, and vouchers implemented within the District

Statewide Co-Benefits



improved air quality



reduced water use



enhanced ecosystems



employment & economic development



greater transit accessibility



dollar savings

Some projects are not located at a single address, and therefore could be attributable to multiple legislative districts. For projects that physically cross multiple legislative districts (e.g., transit projects), the entire project funding and other benefits are attributed to all relevant districts. For projects that report at the census tract level (e.g., vouchers, rebates, and household installations), the entire project funding and other benefits are attributed to a single district, determined by which district includes the majority of the census tract.



INVESTMENT HIGHLIGHTS ASSEMBLY DISTRICT 36

Cap-and-Trade Dollars at Work Across California

California Climate Investments is a statewide program that puts billions of Cap-and-Trade dollars to work reducing greenhouse gas emissions, strengthening the economy, and improving public health and the environment, particularly in disadvantaged communities and low-income communities and households, collectively referred to as priority populations.



\$222.8 million

Cap-and-Trade funds implemented within the District through November 30, 2023



1,569,824

MTCO₂e reductions estimated over project lifetimes



86%

of total funds invested within the District benefiting priority populations



2,461

tons of criteria air pollutant reductions estimated over project lifetimes



2,383

projects, rebates, and vouchers implemented within the District

Statewide Co-Benefits



improved air quality



reduced water use



enhanced ecosystems



employment & economic development



greater transit accessibility



dollar savings

Some projects are not located at a single address, and therefore could be attributable to multiple legislative districts. For projects that physically cross multiple legislative districts (e.g., transit projects), the entire project funding and other benefits are attributed to all relevant districts. For projects that report at the census tract level (e.g., vouchers, rebates, and household installations), the entire project funding and other benefits are attributed to a single district, determined by which district includes the majority of the census tract.



INVESTMENT HIGHLIGHTS ASSEMBLY DISTRICT 37

Cap-and-Trade Dollars at Work Across California

California Climate Investments is a statewide program that puts billions of Cap-and-Trade dollars to work reducing greenhouse gas emissions, strengthening the economy, and improving public health and the environment, particularly in disadvantaged communities and low-income communities and households, collectively referred to as priority populations.



\$189.2 million

Cap-and-Trade funds implemented within the District through November 30, 2023



1,143,328

MTCO₂e reductions estimated over project lifetimes



83%

of total funds invested within the District benefiting priority populations



526

tons of criteria air pollutant reductions estimated over project lifetimes



3,792

projects, rebates, and vouchers implemented within the District

Statewide Co-Benefits



improved air quality



reduced water use



enhanced ecosystems



employment & economic development



greater transit accessibility



dollar savings

Some projects are not located at a single address, and therefore could be attributable to multiple legislative districts. For projects that physically cross multiple legislative districts (e.g., transit projects), the entire project funding and other benefits are attributed to all relevant districts. For projects that report at the census tract level (e.g., vouchers, rebates, and household installations), the entire project funding and other benefits are attributed to a single district, determined by which district includes the majority of the census tract.



INVESTMENT HIGHLIGHTS ASSEMBLY DISTRICT 38

Cap-and-Trade Dollars at Work Across California

California Climate Investments is a statewide program that puts billions of Cap-and-Trade dollars to work reducing greenhouse gas emissions, strengthening the economy, and improving public health and the environment, particularly in disadvantaged communities and low-income communities and households, collectively referred to as priority populations.



\$281.6 million

Cap-and-Trade funds implemented within the District through November 30, 2023



1,631,385

MTCO₂e reductions estimated over project lifetimes



96%

of total funds invested within the District benefiting priority populations



565

tons of criteria air pollutant reductions estimated over project lifetimes



2,943

projects, rebates, and vouchers implemented within the District

Statewide Co-Benefits



improved air quality



reduced water use



enhanced ecosystems



employment & economic development



greater transit accessibility



dollar savings

Some projects are not located at a single address, and therefore could be attributable to multiple legislative districts. For projects that physically cross multiple legislative districts (e.g., transit projects), the entire project funding and other benefits are attributed to all relevant districts. For projects that report at the census tract level (e.g., vouchers, rebates, and household installations), the entire project funding and other benefits are attributed to a single district, determined by which district includes the majority of the census tract.



INVESTMENT HIGHLIGHTS ASSEMBLY DISTRICT 39

Cap-and-Trade Dollars at Work Across California

California Climate Investments is a statewide program that puts billions of Cap-and-Trade dollars to work reducing greenhouse gas emissions, strengthening the economy, and improving public health and the environment, particularly in disadvantaged communities and low-income communities and households, collectively referred to as priority populations.



\$208.7 million

Cap-and-Trade funds implemented within the District through November 30, 2023



1,554,554

MTCO₂e reductions estimated over project lifetimes



93%

of total funds invested within the District benefiting priority populations



384

tons of criteria air pollutant reductions estimated over project lifetimes



1,148

projects, rebates, and vouchers implemented within the District

Statewide Co-Benefits



improved air quality



reduced water use



enhanced ecosystems



employment & economic development



greater transit accessibility



dollar savings

Some projects are not located at a single address, and therefore could be attributable to multiple legislative districts. For projects that physically cross multiple legislative districts (e.g., transit projects), the entire project funding and other benefits are attributed to all relevant districts. For projects that report at the census tract level (e.g., vouchers, rebates, and household installations), the entire project funding and other benefits are attributed to a single district, determined by which district includes the majority of the census tract.



INVESTMENT HIGHLIGHTS ASSEMBLY DISTRICT 40

Cap-and-Trade Dollars at Work Across California

California Climate Investments is a statewide program that puts billions of Cap-and-Trade dollars to work reducing greenhouse gas emissions, strengthening the economy, and improving public health and the environment, particularly in disadvantaged communities and low-income communities and households, collectively referred to as priority populations.



\$136.2 million

Cap-and-Trade funds implemented within the District through November 30, 2023



1,569,018

MTCO₂e reductions estimated over project lifetimes



78%

of total funds invested within the District benefiting priority populations



168

tons of criteria air pollutant reductions estimated over project lifetimes



9,159

projects, rebates, and vouchers implemented within the District

Statewide Co-Benefits



improved air quality



reduced water use



enhanced ecosystems



employment & economic development



greater transit accessibility



dollar savings

Some projects are not located at a single address, and therefore could be attributable to multiple legislative districts. For projects that physically cross multiple legislative districts (e.g., transit projects), the entire project funding and other benefits are attributed to all relevant districts. For projects that report at the census tract level (e.g., vouchers, rebates, and household installations), the entire project funding and other benefits are attributed to a single district, determined by which district includes the majority of the census tract.



INVESTMENT HIGHLIGHTS ASSEMBLY DISTRICT 41

Cap-and-Trade Dollars at Work Across California

California Climate Investments is a statewide program that puts billions of Cap-and-Trade dollars to work reducing greenhouse gas emissions, strengthening the economy, and improving public health and the environment, particularly in disadvantaged communities and low-income communities and households, collectively referred to as priority populations.



\$171.7 million

Cap-and-Trade funds implemented within the District through November 30, 2023



535,951

MTCO₂e reductions estimated over project lifetimes



84%

of total funds invested within the District benefiting priority populations



80

tons of criteria air pollutant reductions estimated over project lifetimes



8,587

projects, rebates, and vouchers implemented within the District

Statewide Co-Benefits



improved air quality



reduced water use



enhanced ecosystems



employment & economic development



greater transit accessibility



dollar savings

Some projects are not located at a single address, and therefore could be attributable to multiple legislative districts. For projects that physically cross multiple legislative districts (e.g., transit projects), the entire project funding and other benefits are attributed to all relevant districts. For projects that report at the census tract level (e.g., vouchers, rebates, and household installations), the entire project funding and other benefits are attributed to a single district, determined by which district includes the majority of the census tract.



INVESTMENT HIGHLIGHTS ASSEMBLY DISTRICT 42

Cap-and-Trade Dollars at Work Across California

California Climate Investments is a statewide program that puts billions of Cap-and-Trade dollars to work reducing greenhouse gas emissions, strengthening the economy, and improving public health and the environment, particularly in disadvantaged communities and low-income communities and households, collectively referred to as priority populations.



\$231.2 million

Cap-and-Trade funds implemented within the District through November 30, 2023



1,723,598

MTCO₂e reductions estimated over project lifetimes



88%

of total funds invested within the District benefiting priority populations



353

tons of criteria air pollutant reductions estimated over project lifetimes



10,201

projects, rebates, and vouchers implemented within the District

Statewide Co-Benefits



improved air quality



reduced water use



enhanced ecosystems



employment & economic development



greater transit accessibility



dollar savings


Some projects are not located at a single address, and therefore could be attributable to multiple legislative districts. For projects that physically cross multiple legislative districts (e.g., transit projects), the entire project funding and other benefits are attributed to all relevant districts. For projects that report at the census tract level (e.g., vouchers, rebates, and household installations), the entire project funding and other benefits are attributed to a single district, determined by which district includes the majority of the census tract.




INVESTMENT HIGHLIGHTS ASSEMBLY DISTRICT 43


Cap-and-Trade Dollars at Work Across California

California Climate Investments is a statewide program that puts billions of Cap-and-Trade dollars to work reducing greenhouse gas emissions, strengthening the economy, and improving public health and the environment, particularly in disadvantaged communities and low-income communities and households, collectively referred to as priority populations.

 **\$220.8 million**
Cap-and-Trade funds implemented within the District through November 30, 2023

 **1,049,660**
MTCO₂e reductions estimated over project lifetimes

 **100%**
of total funds invested within the District benefiting priority populations

 **301**
tons of criteria air pollutant reductions estimated over project lifetimes

 **3,336**
projects, rebates, and vouchers implemented within the District

Statewide Co-Benefits


improved air quality


reduced water use


enhanced ecosystems


employment & economic development


greater transit accessibility


dollar savings

Some projects are not located at a single address, and therefore could be attributable to multiple legislative districts. For projects that physically cross multiple legislative districts (e.g., transit projects), the entire project funding and other benefits are attributed to all relevant districts. For projects that report at the census tract level (e.g., vouchers, rebates, and household installations), the entire project funding and other benefits are attributed to a single district, determined by which district includes the majority of the census tract.



INVESTMENT HIGHLIGHTS ASSEMBLY DISTRICT 44

Cap-and-Trade Dollars at Work Across California

California Climate Investments is a statewide program that puts billions of Cap-and-Trade dollars to work reducing greenhouse gas emissions, strengthening the economy, and improving public health and the environment, particularly in disadvantaged communities and low-income communities and households, collectively referred to as priority populations.



\$241.5 million

Cap-and-Trade funds implemented within the District through November 30, 2023



2,686,161

MTCO₂e reductions estimated over project lifetimes



95%

of total funds invested within the District benefiting priority populations



660

tons of criteria air pollutant reductions estimated over project lifetimes



9,710

projects, rebates, and vouchers implemented within the District

Statewide Co-Benefits



improved air quality



reduced water use



enhanced ecosystems



employment & economic development



greater transit accessibility



dollar savings


Some projects are not located at a single address, and therefore could be attributable to multiple legislative districts. For projects that physically cross multiple legislative districts (e.g., transit projects), the entire project funding and other benefits are attributed to all relevant districts. For projects that report at the census tract level (e.g., vouchers, rebates, and household installations), the entire project funding and other benefits are attributed to a single district, determined by which district includes the majority of the census tract.





INVESTMENT HIGHLIGHTS ASSEMBLY DISTRICT 45


Cap-and-Trade Dollars at Work Across California


California Climate Investments is a statewide program that puts billions of Cap-and-Trade dollars to work reducing greenhouse gas emissions, strengthening the economy, and improving public health and the environment, particularly in disadvantaged communities and low-income communities and households, collectively referred to as priority populations.

 **\$223.3 million**
Cap-and-Trade funds implemented within the District through November 30, 2023

 **640,523**
MTCO₂e reductions estimated over project lifetimes

 **96%**
of total funds invested within the District benefiting priority populations

 **1,981**
tons of criteria air pollutant reductions estimated over project lifetimes

 **8,697**
projects, rebates, and vouchers implemented within the District

Statewide Co-Benefits


improved air quality


reduced water use


enhanced ecosystems


employment & economic development


greater transit accessibility


dollar savings

Some projects are not located at a single address, and therefore could be attributable to multiple legislative districts. For projects that physically cross multiple legislative districts (e.g., transit projects), the entire project funding and other benefits are attributed to all relevant districts. For projects that report at the census tract level (e.g., vouchers, rebates, and household installations), the entire project funding and other benefits are attributed to a single district, determined by which district includes the majority of the census tract.



INVESTMENT HIGHLIGHTS ASSEMBLY DISTRICT 46

Cap-and-Trade Dollars at Work Across California

California Climate Investments is a statewide program that puts billions of Cap-and-Trade dollars to work reducing greenhouse gas emissions, strengthening the economy, and improving public health and the environment, particularly in disadvantaged communities and low-income communities and households, collectively referred to as priority populations.



\$113.0 million

Cap-and-Trade funds implemented within the District through November 30, 2023



707,816

MTCO₂e reductions estimated over project lifetimes



92%

of total funds invested within the District benefiting priority populations



126

tons of criteria air pollutant reductions estimated over project lifetimes



6,800

projects, rebates, and vouchers implemented within the District

Statewide Co-Benefits



improved air quality



reduced water use



enhanced ecosystems



employment & economic development



greater transit accessibility



dollar savings

Some projects are not located at a single address, and therefore could be attributable to multiple legislative districts. For projects that physically cross multiple legislative districts (e.g., transit projects), the entire project funding and other benefits are attributed to all relevant districts. For projects that report at the census tract level (e.g., vouchers, rebates, and household installations), the entire project funding and other benefits are attributed to a single district, determined by which district includes the majority of the census tract.



INVESTMENT HIGHLIGHTS ASSEMBLY DISTRICT 47

Cap-and-Trade Dollars at Work Across California

California Climate Investments is a statewide program that puts billions of Cap-and-Trade dollars to work reducing greenhouse gas emissions, strengthening the economy, and improving public health and the environment, particularly in disadvantaged communities and low-income communities and households, collectively referred to as priority populations.



\$69.1 million

Cap-and-Trade funds implemented within the District through November 30, 2023



63,221

MTCO₂e reductions estimated over project lifetimes



59%

of total funds invested within the District benefiting priority populations



851

tons of criteria air pollutant reductions estimated over project lifetimes



3,346

projects, rebates, and vouchers implemented within the District

Statewide Co-Benefits



improved air quality



reduced water use



enhanced ecosystems



employment & economic development



greater transit accessibility



dollar savings

Some projects are not located at a single address, and therefore could be attributable to multiple legislative districts. For projects that physically cross multiple legislative districts (e.g., transit projects), the entire project funding and other benefits are attributed to all relevant districts. For projects that report at the census tract level (e.g., vouchers, rebates, and household installations), the entire project funding and other benefits are attributed to a single district, determined by which district includes the majority of the census tract.




INVESTMENT HIGHLIGHTS ASSEMBLY DISTRICT 48


Cap-and-Trade Dollars at Work Across California


California Climate Investments is a statewide program that puts billions of Cap-and-Trade dollars to work reducing greenhouse gas emissions, strengthening the economy, and improving public health and the environment, particularly in disadvantaged communities and low-income communities and households, collectively referred to as priority populations.

 **\$260.6 million**
Cap-and-Trade funds implemented within the District through November 30, 2023

 **2,329,509**
MTCO₂e reductions estimated over project lifetimes

 **96%**
of total funds invested within the District benefiting priority populations

 **701**
tons of criteria air pollutant reductions estimated over project lifetimes

 **5,689**
projects, rebates, and vouchers implemented within the District

Statewide Co-Benefits


improved air quality


reduced water use


enhanced ecosystems


employment & economic development


greater transit accessibility


dollar savings

Some projects are not located at a single address, and therefore could be attributable to multiple legislative districts. For projects that physically cross multiple legislative districts (e.g., transit projects), the entire project funding and other benefits are attributed to all relevant districts. For projects that report at the census tract level (e.g., vouchers, rebates, and household installations), the entire project funding and other benefits are attributed to a single district, determined by which district includes the majority of the census tract.



INVESTMENT HIGHLIGHTS ASSEMBLY DISTRICT 49

Cap-and-Trade Dollars at Work Across California

California Climate Investments is a statewide program that puts billions of Cap-and-Trade dollars to work reducing greenhouse gas emissions, strengthening the economy, and improving public health and the environment, particularly in disadvantaged communities and low-income communities and households, collectively referred to as priority populations.



\$198.5 million

Cap-and-Trade funds implemented within the District through November 30, 2023



596,216

MTCO₂e reductions estimated over project lifetimes



96%

of total funds invested within the District benefiting priority populations



170

tons of criteria air pollutant reductions estimated over project lifetimes



11,976

projects, rebates, and vouchers implemented within the District

Statewide Co-Benefits



improved air quality



reduced water use



enhanced ecosystems



employment & economic development



greater transit accessibility



dollar savings

Some projects are not located at a single address, and therefore could be attributable to multiple legislative districts. For projects that physically cross multiple legislative districts (e.g., transit projects), the entire project funding and other benefits are attributed to all relevant districts. For projects that report at the census tract level (e.g., vouchers, rebates, and household installations), the entire project funding and other benefits are attributed to a single district, determined by which district includes the majority of the census tract.



INVESTMENT HIGHLIGHTS ASSEMBLY DISTRICT 50

Cap-and-Trade Dollars at Work Across California

California Climate Investments is a statewide program that puts billions of Cap-and-Trade dollars to work reducing greenhouse gas emissions, strengthening the economy, and improving public health and the environment, particularly in disadvantaged communities and low-income communities and households, collectively referred to as priority populations.



\$154.7 million

Cap-and-Trade funds implemented within the District through November 30, 2023



937,340

MTCO₂e reductions estimated over project lifetimes



94%

of total funds invested within the District benefiting priority populations



473

tons of criteria air pollutant reductions estimated over project lifetimes



3,517

projects, rebates, and vouchers implemented within the District

Statewide Co-Benefits



improved air quality



reduced water use



enhanced ecosystems



employment & economic development



greater transit accessibility



dollar savings

Some projects are not located at a single address, and therefore could be attributable to multiple legislative districts. For projects that physically cross multiple legislative districts (e.g., transit projects), the entire project funding and other benefits are attributed to all relevant districts. For projects that report at the census tract level (e.g., vouchers, rebates, and household installations), the entire project funding and other benefits are attributed to a single district, determined by which district includes the majority of the census tract.



INVESTMENT HIGHLIGHTS ASSEMBLY DISTRICT 51

Cap-and-Trade Dollars at Work Across California

California Climate Investments is a statewide program that puts billions of Cap-and-Trade dollars to work reducing greenhouse gas emissions, strengthening the economy, and improving public health and the environment, particularly in disadvantaged communities and low-income communities and households, collectively referred to as priority populations.



\$170.4 million

Cap-and-Trade funds implemented within the District through November 30, 2023



768,968

MTCO₂e reductions estimated over project lifetimes



86%

of total funds invested within the District benefiting priority populations



364

tons of criteria air pollutant reductions estimated over project lifetimes



9,332

projects, rebates, and vouchers implemented within the District

Statewide Co-Benefits



improved air quality



reduced water use



enhanced ecosystems



employment & economic development



greater transit accessibility



dollar savings

Some projects are not located at a single address, and therefore could be attributable to multiple legislative districts. For projects that physically cross multiple legislative districts (e.g., transit projects), the entire project funding and other benefits are attributed to all relevant districts. For projects that report at the census tract level (e.g., vouchers, rebates, and household installations), the entire project funding and other benefits are attributed to a single district, determined by which district includes the majority of the census tract.



INVESTMENT HIGHLIGHTS ASSEMBLY DISTRICT 52

Cap-and-Trade Dollars at Work Across California

California Climate Investments is a statewide program that puts billions of Cap-and-Trade dollars to work reducing greenhouse gas emissions, strengthening the economy, and improving public health and the environment, particularly in disadvantaged communities and low-income communities and households, collectively referred to as priority populations.



\$224.7 million

Cap-and-Trade funds implemented within the District through November 30, 2023



836,107

MTCO₂e reductions estimated over project lifetimes



99%

of total funds invested within the District benefiting priority populations



2,562

tons of criteria air pollutant reductions estimated over project lifetimes



6,226

projects, rebates, and vouchers implemented within the District

Statewide Co-Benefits



improved air quality



reduced water use



enhanced ecosystems



employment & economic development



greater transit accessibility



dollar savings

Some projects are not located at a single address, and therefore could be attributable to multiple legislative districts. For projects that physically cross multiple legislative districts (e.g., transit projects), the entire project funding and other benefits are attributed to all relevant districts. For projects that report at the census tract level (e.g., vouchers, rebates, and household installations), the entire project funding and other benefits are attributed to a single district, determined by which district includes the majority of the census tract.



INVESTMENT HIGHLIGHTS ASSEMBLY DISTRICT 53

Cap-and-Trade Dollars at Work Across California

California Climate Investments is a statewide program that puts billions of Cap-and-Trade dollars to work reducing greenhouse gas emissions, strengthening the economy, and improving public health and the environment, particularly in disadvantaged communities and low-income communities and households, collectively referred to as priority populations.



\$291.0 million

Cap-and-Trade funds implemented within the District through November 30, 2023



769,891

MTCO₂e reductions estimated over project lifetimes



96%

of total funds invested within the District benefiting priority populations



678

tons of criteria air pollutant reductions estimated over project lifetimes



5,161

projects, rebates, and vouchers implemented within the District

Statewide Co-Benefits



improved air quality



reduced water use



enhanced ecosystems



employment & economic development



greater transit accessibility



dollar savings

Some projects are not located at a single address, and therefore could be attributable to multiple legislative districts. For projects that physically cross multiple legislative districts (e.g., transit projects), the entire project funding and other benefits are attributed to all relevant districts. For projects that report at the census tract level (e.g., vouchers, rebates, and household installations), the entire project funding and other benefits are attributed to a single district, determined by which district includes the majority of the census tract.



INVESTMENT HIGHLIGHTS ASSEMBLY DISTRICT 54

Cap-and-Trade Dollars at Work Across California

California Climate Investments is a statewide program that puts billions of Cap-and-Trade dollars to work reducing greenhouse gas emissions, strengthening the economy, and improving public health and the environment, particularly in disadvantaged communities and low-income communities and households, collectively referred to as priority populations.



\$589.5 million

Cap-and-Trade funds implemented within the District through November 30, 2023



5,142,327

MTCO₂e reductions estimated over project lifetimes



96%

of total funds invested within the District benefiting priority populations



2,082

tons of criteria air pollutant reductions estimated over project lifetimes



4,251

projects, rebates, and vouchers implemented within the District

Statewide Co-Benefits



improved air quality



reduced water use



enhanced ecosystems



employment & economic development



greater transit accessibility



dollar savings

Some projects are not located at a single address, and therefore could be attributable to multiple legislative districts. For projects that physically cross multiple legislative districts (e.g., transit projects), the entire project funding and other benefits are attributed to all relevant districts. For projects that report at the census tract level (e.g., vouchers, rebates, and household installations), the entire project funding and other benefits are attributed to a single district, determined by which district includes the majority of the census tract.



INVESTMENT HIGHLIGHTS ASSEMBLY DISTRICT 55

Cap-and-Trade Dollars at Work Across California

California Climate Investments is a statewide program that puts billions of Cap-and-Trade dollars to work reducing greenhouse gas emissions, strengthening the economy, and improving public health and the environment, particularly in disadvantaged communities and low-income communities and households, collectively referred to as priority populations.



\$187.4 million

Cap-and-Trade funds implemented within the District through November 30, 2023



375,121

MTCO₂e reductions estimated over project lifetimes



96%

of total funds invested within the District benefiting priority populations



475

tons of criteria air pollutant reductions estimated over project lifetimes



6,044

projects, rebates, and vouchers implemented within the District

Statewide Co-Benefits



improved air quality



reduced water use



enhanced ecosystems



employment & economic development



greater transit accessibility



dollar savings


Some projects are not located at a single address, and therefore could be attributable to multiple legislative districts. For projects that physically cross multiple legislative districts (e.g., transit projects), the entire project funding and other benefits are attributed to all relevant districts. For projects that report at the census tract level (e.g., vouchers, rebates, and household installations), the entire project funding and other benefits are attributed to a single district, determined by which district includes the majority of the census tract.





INVESTMENT HIGHLIGHTS ASSEMBLY DISTRICT 56


Cap-and-Trade Dollars at Work Across California


California Climate Investments is a statewide program that puts billions of Cap-and-Trade dollars to work reducing greenhouse gas emissions, strengthening the economy, and improving public health and the environment, particularly in disadvantaged communities and low-income communities and households, collectively referred to as priority populations.

 **\$224.4 million**
Cap-and-Trade funds implemented within the District through November 30, 2023

 **697,182**
MTCO₂e reductions estimated over project lifetimes

 **61%**
of total funds invested within the District benefiting priority populations

 **344**
tons of criteria air pollutant reductions estimated over project lifetimes

 **8,347**
projects, rebates, and vouchers implemented within the District

Statewide Co-Benefits


improved air quality


reduced water use


enhanced ecosystems


employment & economic development


greater transit accessibility


dollar savings

Some projects are not located at a single address, and therefore could be attributable to multiple legislative districts. For projects that physically cross multiple legislative districts (e.g., transit projects), the entire project funding and other benefits are attributed to all relevant districts. For projects that report at the census tract level (e.g., vouchers, rebates, and household installations), the entire project funding and other benefits are attributed to a single district, determined by which district includes the majority of the census tract.



INVESTMENT HIGHLIGHTS ASSEMBLY DISTRICT 57

Cap-and-Trade Dollars at Work Across California

California Climate Investments is a statewide program that puts billions of Cap-and-Trade dollars to work reducing greenhouse gas emissions, strengthening the economy, and improving public health and the environment, particularly in disadvantaged communities and low-income communities and households, collectively referred to as priority populations.



\$312.5 million

Cap-and-Trade funds implemented within the District through November 30, 2023



878,286

MTCO₂e reductions estimated over project lifetimes



95%

of total funds invested within the District benefiting priority populations



756

tons of criteria air pollutant reductions estimated over project lifetimes



2,098

projects, rebates, and vouchers implemented within the District

Statewide Co-Benefits



improved air quality



reduced water use



enhanced ecosystems



employment & economic development



greater transit accessibility



dollar savings

Some projects are not located at a single address, and therefore could be attributable to multiple legislative districts. For projects that physically cross multiple legislative districts (e.g., transit projects), the entire project funding and other benefits are attributed to all relevant districts. For projects that report at the census tract level (e.g., vouchers, rebates, and household installations), the entire project funding and other benefits are attributed to a single district, determined by which district includes the majority of the census tract.



INVESTMENT HIGHLIGHTS ASSEMBLY DISTRICT 58

Cap-and-Trade Dollars at Work Across California

California Climate Investments is a statewide program that puts billions of Cap-and-Trade dollars to work reducing greenhouse gas emissions, strengthening the economy, and improving public health and the environment, particularly in disadvantaged communities and low-income communities and households, collectively referred to as priority populations.



\$192.9 million

Cap-and-Trade funds implemented within the District through November 30, 2023



764,376

MTCO₂e reductions estimated over project lifetimes



96%

of total funds invested within the District benefiting priority populations



604

tons of criteria air pollutant reductions estimated over project lifetimes



3,983

projects, rebates, and vouchers implemented within the District

Statewide Co-Benefits



improved air quality



reduced water use



enhanced ecosystems



employment & economic development



greater transit accessibility



dollar savings

Some projects are not located at a single address, and therefore could be attributable to multiple legislative districts. For projects that physically cross multiple legislative districts (e.g., transit projects), the entire project funding and other benefits are attributed to all relevant districts. For projects that report at the census tract level (e.g., vouchers, rebates, and household installations), the entire project funding and other benefits are attributed to a single district, determined by which district includes the majority of the census tract.



INVESTMENT HIGHLIGHTS ASSEMBLY DISTRICT 59

Cap-and-Trade Dollars at Work Across California

California Climate Investments is a statewide program that puts billions of Cap-and-Trade dollars to work reducing greenhouse gas emissions, strengthening the economy, and improving public health and the environment, particularly in disadvantaged communities and low-income communities and households, collectively referred to as priority populations.



\$118.1 million

Cap-and-Trade funds implemented within the District through November 30, 2023



528,234

MTCO₂e reductions estimated over project lifetimes



78%

of total funds invested within the District benefiting priority populations



555

tons of criteria air pollutant reductions estimated over project lifetimes



10,714

projects, rebates, and vouchers implemented within the District

Statewide Co-Benefits



improved air quality



reduced water use



enhanced ecosystems



employment & economic development



greater transit accessibility



dollar savings

Some projects are not located at a single address, and therefore could be attributable to multiple legislative districts. For projects that physically cross multiple legislative districts (e.g., transit projects), the entire project funding and other benefits are attributed to all relevant districts. For projects that report at the census tract level (e.g., vouchers, rebates, and household installations), the entire project funding and other benefits are attributed to a single district, determined by which district includes the majority of the census tract.



INVESTMENT HIGHLIGHTS ASSEMBLY DISTRICT 60

Cap-and-Trade Dollars at Work Across California

California Climate Investments is a statewide program that puts billions of Cap-and-Trade dollars to work reducing greenhouse gas emissions, strengthening the economy, and improving public health and the environment, particularly in disadvantaged communities and low-income communities and households, collectively referred to as priority populations.



\$162.2 million

Cap-and-Trade funds implemented within the District through November 30, 2023



898,577

MTCO₂e reductions estimated over project lifetimes



95%

of total funds invested within the District benefiting priority populations



2,901

tons of criteria air pollutant reductions estimated over project lifetimes



1,895

projects, rebates, and vouchers implemented within the District

Statewide Co-Benefits



improved air quality



reduced water use



enhanced ecosystems



employment & economic development



greater transit accessibility



dollar savings

Some projects are not located at a single address, and therefore could be attributable to multiple legislative districts. For projects that physically cross multiple legislative districts (e.g., transit projects), the entire project funding and other benefits are attributed to all relevant districts. For projects that report at the census tract level (e.g., vouchers, rebates, and household installations), the entire project funding and other benefits are attributed to a single district, determined by which district includes the majority of the census tract.



INVESTMENT HIGHLIGHTS ASSEMBLY DISTRICT 61

Cap-and-Trade Dollars at Work Across California

California Climate Investments is a statewide program that puts billions of Cap-and-Trade dollars to work reducing greenhouse gas emissions, strengthening the economy, and improving public health and the environment, particularly in disadvantaged communities and low-income communities and households, collectively referred to as priority populations.



\$148.6 million

Cap-and-Trade funds implemented within the District through November 30, 2023



586,936

MTCO₂e reductions estimated over project lifetimes



84%

of total funds invested within the District benefiting priority populations



533

tons of criteria air pollutant reductions estimated over project lifetimes



5,055

projects, rebates, and vouchers implemented within the District

Statewide Co-Benefits



improved air quality



reduced water use



enhanced ecosystems



employment & economic development



greater transit accessibility



dollar savings

Some projects are not located at a single address, and therefore could be attributable to multiple legislative districts. For projects that physically cross multiple legislative districts (e.g., transit projects), the entire project funding and other benefits are attributed to all relevant districts. For projects that report at the census tract level (e.g., vouchers, rebates, and household installations), the entire project funding and other benefits are attributed to a single district, determined by which district includes the majority of the census tract.



INVESTMENT HIGHLIGHTS ASSEMBLY DISTRICT 62

Cap-and-Trade Dollars at Work Across California

California Climate Investments is a statewide program that puts billions of Cap-and-Trade dollars to work reducing greenhouse gas emissions, strengthening the economy, and improving public health and the environment, particularly in disadvantaged communities and low-income communities and households, collectively referred to as priority populations.



\$59.4 million

Cap-and-Trade funds implemented within the District through November 30, 2023



207,243

MTCO₂e reductions estimated over project lifetimes



93%

of total funds invested within the District benefiting priority populations



207

tons of criteria air pollutant reductions estimated over project lifetimes



2,282

projects, rebates, and vouchers implemented within the District

Statewide Co-Benefits



improved air quality



reduced water use



enhanced ecosystems



employment & economic development



greater transit accessibility



dollar savings

Some projects are not located at a single address, and therefore could be attributable to multiple legislative districts. For projects that physically cross multiple legislative districts (e.g., transit projects), the entire project funding and other benefits are attributed to all relevant districts. For projects that report at the census tract level (e.g., vouchers, rebates, and household installations), the entire project funding and other benefits are attributed to a single district, determined by which district includes the majority of the census tract.



INVESTMENT HIGHLIGHTS ASSEMBLY DISTRICT 63

Cap-and-Trade Dollars at Work Across California

California Climate Investments is a statewide program that puts billions of Cap-and-Trade dollars to work reducing greenhouse gas emissions, strengthening the economy, and improving public health and the environment, particularly in disadvantaged communities and low-income communities and households, collectively referred to as priority populations.



\$158.1 million

Cap-and-Trade funds implemented within the District through November 30, 2023



459,090

MTCO₂e reductions estimated over project lifetimes



75%

of total funds invested within the District benefiting priority populations



173

tons of criteria air pollutant reductions estimated over project lifetimes



16,123

projects, rebates, and vouchers implemented within the District

Statewide Co-Benefits



improved air quality



reduced water use



enhanced ecosystems



employment & economic development



greater transit accessibility



dollar savings


Some projects are not located at a single address, and therefore could be attributable to multiple legislative districts. For projects that physically cross multiple legislative districts (e.g., transit projects), the entire project funding and other benefits are attributed to all relevant districts. For projects that report at the census tract level (e.g., vouchers, rebates, and household installations), the entire project funding and other benefits are attributed to a single district, determined by which district includes the majority of the census tract.





INVESTMENT HIGHLIGHTS ASSEMBLY DISTRICT 64


Cap-and-Trade Dollars at Work Across California

California Climate Investments is a statewide program that puts billions of Cap-and-Trade dollars to work reducing greenhouse gas emissions, strengthening the economy, and improving public health and the environment, particularly in disadvantaged communities and low-income communities and households, collectively referred to as priority populations.

 **\$103.0 million**
Cap-and-Trade funds implemented within the District through November 30, 2023

 **417,094**
MTCO₂e reductions estimated over project lifetimes

 **97%**
of total funds invested within the District benefiting priority populations

 **165**
tons of criteria air pollutant reductions estimated over project lifetimes

 **3,895**
projects, rebates, and vouchers implemented within the District

Statewide Co-Benefits


improved air quality


reduced water use


enhanced ecosystems


employment & economic development


greater transit accessibility


dollar savings

Some projects are not located at a single address, and therefore could be attributable to multiple legislative districts. For projects that physically cross multiple legislative districts (e.g., transit projects), the entire project funding and other benefits are attributed to all relevant districts. For projects that report at the census tract level (e.g., vouchers, rebates, and household installations), the entire project funding and other benefits are attributed to a single district, determined by which district includes the majority of the census tract.



INVESTMENT HIGHLIGHTS ASSEMBLY DISTRICT 65

Cap-and-Trade Dollars at Work Across California

California Climate Investments is a statewide program that puts billions of Cap-and-Trade dollars to work reducing greenhouse gas emissions, strengthening the economy, and improving public health and the environment, particularly in disadvantaged communities and low-income communities and households, collectively referred to as priority populations.



\$295.6 million

Cap-and-Trade funds implemented within the District through November 30, 2023



656,747

MTCO₂e reductions estimated over project lifetimes



97%

of total funds invested within the District benefiting priority populations



1,838

tons of criteria air pollutant reductions estimated over project lifetimes



3,555

projects, rebates, and vouchers implemented within the District

Statewide Co-Benefits



improved air quality



reduced water use



enhanced ecosystems



employment & economic development



greater transit accessibility



dollar savings

Some projects are not located at a single address, and therefore could be attributable to multiple legislative districts. For projects that physically cross multiple legislative districts (e.g., transit projects), the entire project funding and other benefits are attributed to all relevant districts. For projects that report at the census tract level (e.g., vouchers, rebates, and household installations), the entire project funding and other benefits are attributed to a single district, determined by which district includes the majority of the census tract.



INVESTMENT HIGHLIGHTS ASSEMBLY DISTRICT 66

Cap-and-Trade Dollars at Work Across California

California Climate Investments is a statewide program that puts billions of Cap-and-Trade dollars to work reducing greenhouse gas emissions, strengthening the economy, and improving public health and the environment, particularly in disadvantaged communities and low-income communities and households, collectively referred to as priority populations.



\$80.0 million

Cap-and-Trade funds implemented within the District through November 30, 2023



173,165

MTCO₂e reductions estimated over project lifetimes



76%

of total funds invested within the District benefiting priority populations



35

tons of criteria air pollutant reductions estimated over project lifetimes



10,009

projects, rebates, and vouchers implemented within the District

Statewide Co-Benefits



improved air quality



reduced water use



enhanced ecosystems



employment & economic development



greater transit accessibility



dollar savings

Some projects are not located at a single address, and therefore could be attributable to multiple legislative districts. For projects that physically cross multiple legislative districts (e.g., transit projects), the entire project funding and other benefits are attributed to all relevant districts. For projects that report at the census tract level (e.g., vouchers, rebates, and household installations), the entire project funding and other benefits are attributed to a single district, determined by which district includes the majority of the census tract.



INVESTMENT HIGHLIGHTS ASSEMBLY DISTRICT 67

Cap-and-Trade Dollars at Work Across California

California Climate Investments is a statewide program that puts billions of Cap-and-Trade dollars to work reducing greenhouse gas emissions, strengthening the economy, and improving public health and the environment, particularly in disadvantaged communities and low-income communities and households, collectively referred to as priority populations.



\$121.5 million

Cap-and-Trade funds implemented within the District through November 30, 2023



522,098

MTCO₂e reductions estimated over project lifetimes



90%

of total funds invested within the District benefiting priority populations



5,926

tons of criteria air pollutant reductions estimated over project lifetimes



6,755

projects, rebates, and vouchers implemented within the District

Statewide Co-Benefits



improved air quality



reduced water use



enhanced ecosystems



employment & economic development



greater transit accessibility



dollar savings

Some projects are not located at a single address, and therefore could be attributable to multiple legislative districts. For projects that physically cross multiple legislative districts (e.g., transit projects), the entire project funding and other benefits are attributed to all relevant districts. For projects that report at the census tract level (e.g., vouchers, rebates, and household installations), the entire project funding and other benefits are attributed to a single district, determined by which district includes the majority of the census tract.



INVESTMENT HIGHLIGHTS ASSEMBLY DISTRICT 68

Cap-and-Trade Dollars at Work Across California

California Climate Investments is a statewide program that puts billions of Cap-and-Trade dollars to work reducing greenhouse gas emissions, strengthening the economy, and improving public health and the environment, particularly in disadvantaged communities and low-income communities and households, collectively referred to as priority populations.



\$252.8 million

Cap-and-Trade funds implemented within the District through November 30, 2023



865,757

MTCO₂e reductions estimated over project lifetimes



91%

of total funds invested within the District benefiting priority populations



6,753

tons of criteria air pollutant reductions estimated over project lifetimes



3,725

projects, rebates, and vouchers implemented within the District

Statewide Co-Benefits



improved air quality



reduced water use



enhanced ecosystems



employment & economic development



greater transit accessibility



dollar savings

Some projects are not located at a single address, and therefore could be attributable to multiple legislative districts. For projects that physically cross multiple legislative districts (e.g., transit projects), the entire project funding and other benefits are attributed to all relevant districts. For projects that report at the census tract level (e.g., vouchers, rebates, and household installations), the entire project funding and other benefits are attributed to a single district, determined by which district includes the majority of the census tract.



INVESTMENT HIGHLIGHTS ASSEMBLY DISTRICT 69

Cap-and-Trade Dollars at Work Across California

California Climate Investments is a statewide program that puts billions of Cap-and-Trade dollars to work reducing greenhouse gas emissions, strengthening the economy, and improving public health and the environment, particularly in disadvantaged communities and low-income communities and households, collectively referred to as priority populations.



\$274.8 million

Cap-and-Trade funds implemented within the District through November 30, 2023



735,816

MTCO₂e reductions estimated over project lifetimes



97%

of total funds invested within the District benefiting priority populations



1,126

tons of criteria air pollutant reductions estimated over project lifetimes



5,502

projects, rebates, and vouchers implemented within the District

Statewide Co-Benefits



improved air quality



reduced water use



enhanced ecosystems



employment & economic development



greater transit accessibility



dollar savings

Some projects are not located at a single address, and therefore could be attributable to multiple legislative districts. For projects that physically cross multiple legislative districts (e.g., transit projects), the entire project funding and other benefits are attributed to all relevant districts. For projects that report at the census tract level (e.g., vouchers, rebates, and household installations), the entire project funding and other benefits are attributed to a single district, determined by which district includes the majority of the census tract.



INVESTMENT HIGHLIGHTS ASSEMBLY DISTRICT 70

Cap-and-Trade Dollars at Work Across California

California Climate Investments is a statewide program that puts billions of Cap-and-Trade dollars to work reducing greenhouse gas emissions, strengthening the economy, and improving public health and the environment, particularly in disadvantaged communities and low-income communities and households, collectively referred to as priority populations.



\$66.9 million

Cap-and-Trade funds implemented within the District through November 30, 2023



247,054

MTCO₂e reductions estimated over project lifetimes



87%

of total funds invested within the District benefiting priority populations



5,924

tons of criteria air pollutant reductions estimated over project lifetimes



6,493

projects, rebates, and vouchers implemented within the District

Statewide Co-Benefits



improved air quality



reduced water use



enhanced ecosystems



employment & economic development



greater transit accessibility



dollar savings

Some projects are not located at a single address, and therefore could be attributable to multiple legislative districts. For projects that physically cross multiple legislative districts (e.g., transit projects), the entire project funding and other benefits are attributed to all relevant districts. For projects that report at the census tract level (e.g., vouchers, rebates, and household installations), the entire project funding and other benefits are attributed to a single district, determined by which district includes the majority of the census tract.



INVESTMENT HIGHLIGHTS ASSEMBLY DISTRICT 71

Cap-and-Trade Dollars at Work Across California

California Climate Investments is a statewide program that puts billions of Cap-and-Trade dollars to work reducing greenhouse gas emissions, strengthening the economy, and improving public health and the environment, particularly in disadvantaged communities and low-income communities and households, collectively referred to as priority populations.



\$95.2 million

Cap-and-Trade funds implemented within the District through November 30, 2023



427,676

MTCO₂e reductions estimated over project lifetimes



73%

of total funds invested within the District benefiting priority populations



98

tons of criteria air pollutant reductions estimated over project lifetimes



8,074

projects, rebates, and vouchers implemented within the District

Statewide Co-Benefits



improved air quality



reduced water use



enhanced ecosystems



employment & economic development



greater transit accessibility



dollar savings

Some projects are not located at a single address, and therefore could be attributable to multiple legislative districts. For projects that physically cross multiple legislative districts (e.g., transit projects), the entire project funding and other benefits are attributed to all relevant districts. For projects that report at the census tract level (e.g., vouchers, rebates, and household installations), the entire project funding and other benefits are attributed to a single district, determined by which district includes the majority of the census tract.



INVESTMENT HIGHLIGHTS ASSEMBLY DISTRICT 72

Cap-and-Trade Dollars at Work Across California

California Climate Investments is a statewide program that puts billions of Cap-and-Trade dollars to work reducing greenhouse gas emissions, strengthening the economy, and improving public health and the environment, particularly in disadvantaged communities and low-income communities and households, collectively referred to as priority populations.



\$96.1 million

Cap-and-Trade funds implemented within the District through November 30, 2023



439,585

MTCO₂e reductions estimated over project lifetimes



72%

of total funds invested within the District benefiting priority populations



105

tons of criteria air pollutant reductions estimated over project lifetimes



11,044

projects, rebates, and vouchers implemented within the District

Statewide Co-Benefits



improved air quality



reduced water use



enhanced ecosystems



employment & economic development



greater transit accessibility



dollar savings

Some projects are not located at a single address, and therefore could be attributable to multiple legislative districts. For projects that physically cross multiple legislative districts (e.g., transit projects), the entire project funding and other benefits are attributed to all relevant districts. For projects that report at the census tract level (e.g., vouchers, rebates, and household installations), the entire project funding and other benefits are attributed to a single district, determined by which district includes the majority of the census tract.



INVESTMENT HIGHLIGHTS ASSEMBLY DISTRICT 73

Cap-and-Trade Dollars at Work Across California

California Climate Investments is a statewide program that puts billions of Cap-and-Trade dollars to work reducing greenhouse gas emissions, strengthening the economy, and improving public health and the environment, particularly in disadvantaged communities and low-income communities and households, collectively referred to as priority populations.



\$134.2 million

Cap-and-Trade funds implemented within the District through November 30, 2023



709,590

MTCO₂e reductions estimated over project lifetimes



70%

of total funds invested within the District benefiting priority populations



131

tons of criteria air pollutant reductions estimated over project lifetimes



14,801

projects, rebates, and vouchers implemented within the District

Statewide Co-Benefits



improved air quality



reduced water use



enhanced ecosystems



employment & economic development



greater transit accessibility



dollar savings

Some projects are not located at a single address, and therefore could be attributable to multiple legislative districts. For projects that physically cross multiple legislative districts (e.g., transit projects), the entire project funding and other benefits are attributed to all relevant districts. For projects that report at the census tract level (e.g., vouchers, rebates, and household installations), the entire project funding and other benefits are attributed to a single district, determined by which district includes the majority of the census tract.



INVESTMENT HIGHLIGHTS ASSEMBLY DISTRICT 74

Cap-and-Trade Dollars at Work Across California

California Climate Investments is a statewide program that puts billions of Cap-and-Trade dollars to work reducing greenhouse gas emissions, strengthening the economy, and improving public health and the environment, particularly in disadvantaged communities and low-income communities and households, collectively referred to as priority populations.



\$175.6 million

Cap-and-Trade funds implemented within the District through November 30, 2023



1,237,031

MTCO₂e reductions estimated over project lifetimes



93%

of total funds invested within the District benefiting priority populations



235

tons of criteria air pollutant reductions estimated over project lifetimes



5,803

projects, rebates, and vouchers implemented within the District

Statewide Co-Benefits



improved air quality



reduced water use



enhanced ecosystems



employment & economic development



greater transit accessibility



dollar savings

Some projects are not located at a single address, and therefore could be attributable to multiple legislative districts. For projects that physically cross multiple legislative districts (e.g., transit projects), the entire project funding and other benefits are attributed to all relevant districts. For projects that report at the census tract level (e.g., vouchers, rebates, and household installations), the entire project funding and other benefits are attributed to a single district, determined by which district includes the majority of the census tract.



INVESTMENT HIGHLIGHTS ASSEMBLY DISTRICT 75

Cap-and-Trade Dollars at Work Across California

California Climate Investments is a statewide program that puts billions of Cap-and-Trade dollars to work reducing greenhouse gas emissions, strengthening the economy, and improving public health and the environment, particularly in disadvantaged communities and low-income communities and households, collectively referred to as priority populations.



\$96.6 million

Cap-and-Trade funds implemented within the District through November 30, 2023



310,695

MTCO₂e reductions estimated over project lifetimes



64%

of total funds invested within the District benefiting priority populations



259

tons of criteria air pollutant reductions estimated over project lifetimes



5,424

projects, rebates, and vouchers implemented within the District

Statewide Co-Benefits



improved air quality



reduced water use



enhanced ecosystems



employment & economic development



greater transit accessibility



dollar savings

Some projects are not located at a single address, and therefore could be attributable to multiple legislative districts. For projects that physically cross multiple legislative districts (e.g., transit projects), the entire project funding and other benefits are attributed to all relevant districts. For projects that report at the census tract level (e.g., vouchers, rebates, and household installations), the entire project funding and other benefits are attributed to a single district, determined by which district includes the majority of the census tract.



INVESTMENT HIGHLIGHTS ASSEMBLY DISTRICT 76

Cap-and-Trade Dollars at Work Across California

California Climate Investments is a statewide program that puts billions of Cap-and-Trade dollars to work reducing greenhouse gas emissions, strengthening the economy, and improving public health and the environment, particularly in disadvantaged communities and low-income communities and households, collectively referred to as priority populations.



\$41.4 million

Cap-and-Trade funds implemented within the District through November 30, 2023



175,426

MTCO₂e reductions estimated over project lifetimes



61%

of total funds invested within the District benefiting priority populations



196

tons of criteria air pollutant reductions estimated over project lifetimes



7,489

projects, rebates, and vouchers implemented within the District

Statewide Co-Benefits



improved air quality



reduced water use



enhanced ecosystems



employment & economic development



greater transit accessibility



dollar savings

Some projects are not located at a single address, and therefore could be attributable to multiple legislative districts. For projects that physically cross multiple legislative districts (e.g., transit projects), the entire project funding and other benefits are attributed to all relevant districts. For projects that report at the census tract level (e.g., vouchers, rebates, and household installations), the entire project funding and other benefits are attributed to a single district, determined by which district includes the majority of the census tract.



INVESTMENT HIGHLIGHTS ASSEMBLY DISTRICT 77

Cap-and-Trade Dollars at Work Across California

California Climate Investments is a statewide program that puts billions of Cap-and-Trade dollars to work reducing greenhouse gas emissions, strengthening the economy, and improving public health and the environment, particularly in disadvantaged communities and low-income communities and households, collectively referred to as priority populations.



\$408.6 million

Cap-and-Trade funds implemented within the District through November 30, 2023



2,855,559

MTCO₂e reductions estimated over project lifetimes



73%

of total funds invested within the District benefiting priority populations



772

tons of criteria air pollutant reductions estimated over project lifetimes



8,569

projects, rebates, and vouchers implemented within the District

Statewide Co-Benefits



improved air quality



reduced water use



enhanced ecosystems



employment & economic development



greater transit accessibility



dollar savings

Some projects are not located at a single address, and therefore could be attributable to multiple legislative districts. For projects that physically cross multiple legislative districts (e.g., transit projects), the entire project funding and other benefits are attributed to all relevant districts. For projects that report at the census tract level (e.g., vouchers, rebates, and household installations), the entire project funding and other benefits are attributed to a single district, determined by which district includes the majority of the census tract.



INVESTMENT HIGHLIGHTS ASSEMBLY DISTRICT 78

Cap-and-Trade Dollars at Work Across California

California Climate Investments is a statewide program that puts billions of Cap-and-Trade dollars to work reducing greenhouse gas emissions, strengthening the economy, and improving public health and the environment, particularly in disadvantaged communities and low-income communities and households, collectively referred to as priority populations.



\$163.9 million

Cap-and-Trade funds implemented within the District through November 30, 2023



1,115,186

MTCO₂e reductions estimated over project lifetimes



88%

of total funds invested within the District benefiting priority populations



888

tons of criteria air pollutant reductions estimated over project lifetimes



6,247

projects, rebates, and vouchers implemented within the District

Statewide Co-Benefits



improved air quality



reduced water use



enhanced ecosystems



employment & economic development



greater transit accessibility



dollar savings

Some projects are not located at a single address, and therefore could be attributable to multiple legislative districts. For projects that physically cross multiple legislative districts (e.g., transit projects), the entire project funding and other benefits are attributed to all relevant districts. For projects that report at the census tract level (e.g., vouchers, rebates, and household installations), the entire project funding and other benefits are attributed to a single district, determined by which district includes the majority of the census tract.



INVESTMENT HIGHLIGHTS ASSEMBLY DISTRICT 79

Cap-and-Trade Dollars at Work Across California

California Climate Investments is a statewide program that puts billions of Cap-and-Trade dollars to work reducing greenhouse gas emissions, strengthening the economy, and improving public health and the environment, particularly in disadvantaged communities and low-income communities and households, collectively referred to as priority populations.



\$120.5 million

Cap-and-Trade funds implemented within the District through November 30, 2023



339,294

MTCO₂e reductions estimated over project lifetimes



97%

of total funds invested within the District benefiting priority populations



195

tons of criteria air pollutant reductions estimated over project lifetimes



2,131

projects, rebates, and vouchers implemented within the District

Statewide Co-Benefits



improved air quality



reduced water use



enhanced ecosystems



employment & economic development



greater transit accessibility



dollar savings

Some projects are not located at a single address, and therefore could be attributable to multiple legislative districts. For projects that physically cross multiple legislative districts (e.g., transit projects), the entire project funding and other benefits are attributed to all relevant districts. For projects that report at the census tract level (e.g., vouchers, rebates, and household installations), the entire project funding and other benefits are attributed to a single district, determined by which district includes the majority of the census tract.



INVESTMENT HIGHLIGHTS ASSEMBLY DISTRICT 80

Cap-and-Trade Dollars at Work Across California

California Climate Investments is a statewide program that puts billions of Cap-and-Trade dollars to work reducing greenhouse gas emissions, strengthening the economy, and improving public health and the environment, particularly in disadvantaged communities and low-income communities and households, collectively referred to as priority populations.



\$182.8 million

Cap-and-Trade funds implemented within the District through November 30, 2023



502,519

MTCO₂e reductions estimated over project lifetimes



97%

of total funds invested within the District benefiting priority populations



848

tons of criteria air pollutant reductions estimated over project lifetimes



3,716

projects, rebates, and vouchers implemented within the District

Statewide Co-Benefits



improved air quality



reduced water use



enhanced ecosystems



employment & economic development



greater transit accessibility



dollar savings

Some projects are not located at a single address, and therefore could be attributable to multiple legislative districts. For projects that physically cross multiple legislative districts (e.g., transit projects), the entire project funding and other benefits are attributed to all relevant districts. For projects that report at the census tract level (e.g., vouchers, rebates, and household installations), the entire project funding and other benefits are attributed to a single district, determined by which district includes the majority of the census tract.