



INVESTMENT HIGHLIGHTS ASSEMBLY DISTRICT 1

Cap-and-Trade Dollars at Work Across California

California Climate Investments is a statewide program that puts billions of Cap-and-Trade dollars to work reducing greenhouse gas emissions, strengthening the economy, and improving public health and the environment, particularly in disadvantaged communities and low-income communities and households, collectively referred to as priority populations.



\$497.8 million

Cap-and-Trade funds implemented within the District through November 30, 2022



17,825,258

MTCO₂e reductions estimated over project lifetimes



44%

of total funds invested within the District benefiting priority populations



2,875

tons of criteria air pollutant reductions estimated over project lifetimes



2,608

projects, rebates, and vouchers implemented within the District

Statewide Co-Benefits



improved
air quality



reduced
water use



enhanced
ecosystems



employment &
economic development



greater transit
accessibility



dollar
savings

Some projects are not located at a single address, and therefore could be attributable to multiple legislative districts. For projects that physically cross multiple legislative districts (e.g., transit projects), the entire project funding and other benefits are attributed to all relevant districts. For projects that report at the census tract level (e.g., vouchers, rebates, and household installations), the entire project funding and other benefits are attributed to a single district, determined by which district includes the majority of the census tract.



INVESTMENT HIGHLIGHTS ASSEMBLY DISTRICT 2

Cap-and-Trade Dollars at Work Across California

California Climate Investments is a statewide program that puts billions of Cap-and-Trade dollars to work reducing greenhouse gas emissions, strengthening the economy, and improving public health and the environment, particularly in disadvantaged communities and low-income communities and households, collectively referred to as priority populations.



\$256.2 million

Cap-and-Trade funds implemented within the District through November 30, 2022



3,862,415

MTCO₂e reductions estimated over project lifetimes



66%

of total funds invested within the District benefiting priority populations



582

tons of criteria air pollutant reductions estimated over project lifetimes



6,124

projects, rebates, and vouchers implemented within the District

Statewide Co-Benefits



improved
air quality



reduced
water use



enhanced
ecosystems



employment &
economic development



greater transit
accessibility



dollar
savings

Some projects are not located at a single address, and therefore could be attributable to multiple legislative districts. For projects that physically cross multiple legislative districts (e.g., transit projects), the entire project funding and other benefits are attributed to all relevant districts. For projects that report at the census tract level (e.g., vouchers, rebates, and household installations), the entire project funding and other benefits are attributed to a single district, determined by which district includes the majority of the census tract.



INVESTMENT HIGHLIGHTS ASSEMBLY DISTRICT 3

Cap-and-Trade Dollars at Work Across California

California Climate Investments is a statewide program that puts billions of Cap-and-Trade dollars to work reducing greenhouse gas emissions, strengthening the economy, and improving public health and the environment, particularly in disadvantaged communities and low-income communities and households, collectively referred to as priority populations.



\$206.8 million

Cap-and-Trade funds implemented within the District through November 30, 2022




1,581,392

MTCO₂e reductions estimated over project lifetimes



65%

of total funds invested within the District benefiting priority populations



1,762

tons of criteria air pollutant reductions estimated over project lifetimes



2,545

projects, rebates, and vouchers implemented within the District

Statewide Co-Benefits



improved
air quality



reduced
water use



enhanced
ecosystems



employment &
economic development



greater transit
accessibility



dollar
savings

Some projects are not located at a single address, and therefore could be attributable to multiple legislative districts. For projects that physically cross multiple legislative districts (e.g., transit projects), the entire project funding and other benefits are attributed to all relevant districts. For projects that report at the census tract level (e.g., vouchers, rebates, and household installations), the entire project funding and other benefits are attributed to a single district, determined by which district includes the majority of the census tract.



INVESTMENT HIGHLIGHTS ASSEMBLY DISTRICT 4

Cap-and-Trade Dollars at Work Across California

California Climate Investments is a statewide program that puts billions of Cap-and-Trade dollars to work reducing greenhouse gas emissions, strengthening the economy, and improving public health and the environment, particularly in disadvantaged communities and low-income communities and households, collectively referred to as priority populations.



\$249.2 million

Cap-and-Trade funds implemented within the District through November 30, 2022




2,028,330

MTCO₂e reductions estimated over project lifetimes



51%

of total funds invested within the District benefiting priority populations



1,567

tons of criteria air pollutant reductions estimated over project lifetimes



4,657

projects, rebates, and vouchers implemented within the District

Statewide Co-Benefits



improved
air quality



reduced
water use



enhanced
ecosystems



employment &
economic development



greater transit
accessibility



dollar
savings

Some projects are not located at a single address, and therefore could be attributable to multiple legislative districts. For projects that physically cross multiple legislative districts (e.g., transit projects), the entire project funding and other benefits are attributed to all relevant districts. For projects that report at the census tract level (e.g., vouchers, rebates, and household installations), the entire project funding and other benefits are attributed to a single district, determined by which district includes the majority of the census tract.



INVESTMENT HIGHLIGHTS ASSEMBLY DISTRICT 5

Cap-and-Trade Dollars at Work Across California

California Climate Investments is a statewide program that puts billions of Cap-and-Trade dollars to work reducing greenhouse gas emissions, strengthening the economy, and improving public health and the environment, particularly in disadvantaged communities and low-income communities and households, collectively referred to as priority populations.



\$59.3 million

Cap-and-Trade funds implemented within the District through November 30, 2022



394,723

MTCO₂e reductions estimated over project lifetimes



34%

of total funds invested within the District benefiting priority populations



453

tons of criteria air pollutant reductions estimated over project lifetimes



5,030

projects, rebates, and vouchers implemented within the District

Statewide Co-Benefits



improved
air quality



reduced
water use



enhanced
ecosystems



employment &
economic development



greater transit
accessibility



dollar
savings

Some projects are not located at a single address, and therefore could be attributable to multiple legislative districts. For projects that physically cross multiple legislative districts (e.g., transit projects), the entire project funding and other benefits are attributed to all relevant districts. For projects that report at the census tract level (e.g., vouchers, rebates, and household installations), the entire project funding and other benefits are attributed to a single district, determined by which district includes the majority of the census tract.



INVESTMENT HIGHLIGHTS ASSEMBLY DISTRICT 6

Cap-and-Trade Dollars at Work Across California

California Climate Investments is a statewide program that puts billions of Cap-and-Trade dollars to work reducing greenhouse gas emissions, strengthening the economy, and improving public health and the environment, particularly in disadvantaged communities and low-income communities and households, collectively referred to as priority populations.



\$371.4 million

Cap-and-Trade funds implemented within the District through November 30, 2022



1,419,323

MTCO₂e reductions estimated over project lifetimes



84%

of total funds invested within the District benefiting priority populations



1,839

tons of criteria air pollutant reductions estimated over project lifetimes



8,631

projects, rebates, and vouchers implemented within the District

Statewide Co-Benefits



improved
air quality



reduced
water use



enhanced
ecosystems



employment &
economic development



greater transit
accessibility



dollar
savings

Some projects are not located at a single address, and therefore could be attributable to multiple legislative districts. For projects that physically cross multiple legislative districts (e.g., transit projects), the entire project funding and other benefits are attributed to all relevant districts. For projects that report at the census tract level (e.g., vouchers, rebates, and household installations), the entire project funding and other benefits are attributed to a single district, determined by which district includes the majority of the census tract.



INVESTMENT HIGHLIGHTS ASSEMBLY DISTRICT 7

Cap-and-Trade Dollars at Work Across California

California Climate Investments is a statewide program that puts billions of Cap-and-Trade dollars to work reducing greenhouse gas emissions, strengthening the economy, and improving public health and the environment, particularly in disadvantaged communities and low-income communities and households, collectively referred to as priority populations.



\$117.0 million

Cap-and-Trade funds implemented within the District through November 30, 2022



242,539

MTCO₂e reductions estimated over project lifetimes



68%

of total funds invested within the District benefiting priority populations



68

tons of criteria air pollutant reductions estimated over project lifetimes



4,764

projects, rebates, and vouchers implemented within the District

Statewide Co-Benefits



improved
air quality



reduced
water use



enhanced
ecosystems



employment &
economic development



greater transit
accessibility



dollar
savings

Some projects are not located at a single address, and therefore could be attributable to multiple legislative districts. For projects that physically cross multiple legislative districts (e.g., transit projects), the entire project funding and other benefits are attributed to all relevant districts. For projects that report at the census tract level (e.g., vouchers, rebates, and household installations), the entire project funding and other benefits are attributed to a single district, determined by which district includes the majority of the census tract.



INVESTMENT HIGHLIGHTS ASSEMBLY DISTRICT 8

Cap-and-Trade Dollars at Work Across California

California Climate Investments is a statewide program that puts billions of Cap-and-Trade dollars to work reducing greenhouse gas emissions, strengthening the economy, and improving public health and the environment, particularly in disadvantaged communities and low-income communities and households, collectively referred to as priority populations.



\$253.6 million

Cap-and-Trade funds implemented within the District through November 30, 2022



3,966,142

MTCO₂e reductions estimated over project lifetimes



60%

of total funds invested within the District benefiting priority populations



3,370

tons of criteria air pollutant reductions estimated over project lifetimes



8,009

projects, rebates, and vouchers implemented within the District



High-Speed Rail

\$4.3 billion expended toward completion of the High-Speed Rail system, including ongoing or planned activities in this District

Statewide Co-Benefits



improved
air quality



reduced
water use



enhanced
ecosystems



employment &
economic development



greater transit
accessibility



dollar
savings

Some projects are not located at a single address, and therefore could be attributable to multiple legislative districts. For projects that physically cross multiple legislative districts (e.g., transit projects), the entire project funding and other benefits are attributed to all relevant districts. For projects that report at the census tract level (e.g., vouchers, rebates, and household installations), the entire project funding and other benefits are attributed to a single district, determined by which district includes the majority of the census tract.



INVESTMENT HIGHLIGHTS ASSEMBLY DISTRICT 9

Cap-and-Trade Dollars at Work Across California

California Climate Investments is a statewide program that puts billions of Cap-and-Trade dollars to work reducing greenhouse gas emissions, strengthening the economy, and improving public health and the environment, particularly in disadvantaged communities and low-income communities and households, collectively referred to as priority populations.



\$261.1 million

Cap-and-Trade funds implemented within the District through November 30, 2022



3,196,324

MTCO₂e reductions estimated over project lifetimes



72%

of total funds invested within the District benefiting priority populations



5,667

tons of criteria air pollutant reductions estimated over project lifetimes



4,961

projects, rebates, and vouchers implemented within the District

Statewide Co-Benefits



improved
air quality



reduced
water use



enhanced
ecosystems



employment &
economic development



greater transit
accessibility



dollar
savings

Some projects are not located at a single address, and therefore could be attributable to multiple legislative districts. For projects that physically cross multiple legislative districts (e.g., transit projects), the entire project funding and other benefits are attributed to all relevant districts. For projects that report at the census tract level (e.g., vouchers, rebates, and household installations), the entire project funding and other benefits are attributed to a single district, determined by which district includes the majority of the census tract.



INVESTMENT HIGHLIGHTS ASSEMBLY DISTRICT 10

Cap-and-Trade Dollars at Work Across California

California Climate Investments is a statewide program that puts billions of Cap-and-Trade dollars to work reducing greenhouse gas emissions, strengthening the economy, and improving public health and the environment, particularly in disadvantaged communities and low-income communities and households, collectively referred to as priority populations.



\$122.0 million

Cap-and-Trade funds implemented within the District through November 30, 2022



934,298

MTCO₂e reductions estimated over project lifetimes



82%

of total funds invested within the District benefiting priority populations



1,736

tons of criteria air pollutant reductions estimated over project lifetimes



7,286

projects, rebates, and vouchers implemented within the District

Statewide Co-Benefits



improved
air quality



reduced
water use



enhanced
ecosystems



employment &
economic development



greater transit
accessibility



dollar
savings

Some projects are not located at a single address, and therefore could be attributable to multiple legislative districts. For projects that physically cross multiple legislative districts (e.g., transit projects), the entire project funding and other benefits are attributed to all relevant districts. For projects that report at the census tract level (e.g., vouchers, rebates, and household installations), the entire project funding and other benefits are attributed to a single district, determined by which district includes the majority of the census tract.



INVESTMENT HIGHLIGHTS ASSEMBLY DISTRICT 11

Cap-and-Trade Dollars at Work Across California

California Climate Investments is a statewide program that puts billions of Cap-and-Trade dollars to work reducing greenhouse gas emissions, strengthening the economy, and improving public health and the environment, particularly in disadvantaged communities and low-income communities and households, collectively referred to as priority populations.



\$110.8 million

Cap-and-Trade funds implemented within the District through November 30, 2022




1,823,626

MTCO₂e reductions estimated over project lifetimes



73%

of total funds invested within the District benefiting priority populations



2,071

tons of criteria air pollutant reductions estimated over project lifetimes



3,978

projects, rebates, and vouchers implemented within the District

Statewide Co-Benefits



improved
air quality



reduced
water use



enhanced
ecosystems



employment &
economic development



greater transit
accessibility



dollar
savings

Some projects are not located at a single address, and therefore could be attributable to multiple legislative districts. For projects that physically cross multiple legislative districts (e.g., transit projects), the entire project funding and other benefits are attributed to all relevant districts. For projects that report at the census tract level (e.g., vouchers, rebates, and household installations), the entire project funding and other benefits are attributed to a single district, determined by which district includes the majority of the census tract.



INVESTMENT HIGHLIGHTS ASSEMBLY DISTRICT 12

Cap-and-Trade Dollars at Work Across California

California Climate Investments is a statewide program that puts billions of Cap-and-Trade dollars to work reducing greenhouse gas emissions, strengthening the economy, and improving public health and the environment, particularly in disadvantaged communities and low-income communities and households, collectively referred to as priority populations.



\$111.4 million

Cap-and-Trade funds implemented within the District through November 30, 2022



605,640

MTCO₂e reductions estimated over project lifetimes



52%

of total funds invested within the District benefiting priority populations



275

tons of criteria air pollutant reductions estimated over project lifetimes



8,383

projects, rebates, and vouchers implemented within the District

Statewide Co-Benefits



improved
air quality



reduced
water use



enhanced
ecosystems



employment &
economic development



greater transit
accessibility



dollar
savings

Some projects are not located at a single address, and therefore could be attributable to multiple legislative districts. For projects that physically cross multiple legislative districts (e.g., transit projects), the entire project funding and other benefits are attributed to all relevant districts. For projects that report at the census tract level (e.g., vouchers, rebates, and household installations), the entire project funding and other benefits are attributed to a single district, determined by which district includes the majority of the census tract.



INVESTMENT HIGHLIGHTS ASSEMBLY DISTRICT 13

Cap-and-Trade Dollars at Work Across California

California Climate Investments is a statewide program that puts billions of Cap-and-Trade dollars to work reducing greenhouse gas emissions, strengthening the economy, and improving public health and the environment, particularly in disadvantaged communities and low-income communities and households, collectively referred to as priority populations.



\$227.8 million

Cap-and-Trade funds implemented within the District through November 30, 2022



1,447,478

MTCO₂e reductions estimated over project lifetimes



94%

of total funds invested within the District benefiting priority populations



2,899

tons of criteria air pollutant reductions estimated over project lifetimes



4,782

projects, rebates, and vouchers implemented within the District

Statewide Co-Benefits



improved
air quality



reduced
water use



enhanced
ecosystems



employment &
economic development



greater transit
accessibility



dollar
savings

Some projects are not located at a single address, and therefore could be attributable to multiple legislative districts. For projects that physically cross multiple legislative districts (e.g., transit projects), the entire project funding and other benefits are attributed to all relevant districts. For projects that report at the census tract level (e.g., vouchers, rebates, and household installations), the entire project funding and other benefits are attributed to a single district, determined by which district includes the majority of the census tract.



INVESTMENT HIGHLIGHTS ASSEMBLY DISTRICT 14

Cap-and-Trade Dollars at Work Across California

California Climate Investments is a statewide program that puts billions of Cap-and-Trade dollars to work reducing greenhouse gas emissions, strengthening the economy, and improving public health and the environment, particularly in disadvantaged communities and low-income communities and households, collectively referred to as priority populations.



\$227.0 million

Cap-and-Trade funds implemented within the District through November 30, 2022




1,291,289

MTCO₂e reductions estimated over project lifetimes



78%

of total funds invested within the District benefiting priority populations



1,839

tons of criteria air pollutant reductions estimated over project lifetimes



8,163

projects, rebates, and vouchers implemented within the District

Statewide Co-Benefits



improved
air quality



reduced
water use



enhanced
ecosystems



employment &
economic development



greater transit
accessibility



dollar
savings

Some projects are not located at a single address, and therefore could be attributable to multiple legislative districts. For projects that physically cross multiple legislative districts (e.g., transit projects), the entire project funding and other benefits are attributed to all relevant districts. For projects that report at the census tract level (e.g., vouchers, rebates, and household installations), the entire project funding and other benefits are attributed to a single district, determined by which district includes the majority of the census tract.



INVESTMENT HIGHLIGHTS ASSEMBLY DISTRICT 15

Cap-and-Trade Dollars at Work Across California

California Climate Investments is a statewide program that puts billions of Cap-and-Trade dollars to work reducing greenhouse gas emissions, strengthening the economy, and improving public health and the environment, particularly in disadvantaged communities and low-income communities and households, collectively referred to as priority populations.



\$150.1 million

Cap-and-Trade funds implemented within the District through November 30, 2022



981,792

MTCO₂e reductions estimated over project lifetimes



87%

of total funds invested within the District benefiting priority populations



2,289

tons of criteria air pollutant reductions estimated over project lifetimes



4,852

projects, rebates, and vouchers implemented within the District

Statewide Co-Benefits



improved
air quality



reduced
water use



enhanced
ecosystems



employment &
economic development



greater transit
accessibility



dollar
savings

Some projects are not located at a single address, and therefore could be attributable to multiple legislative districts. For projects that physically cross multiple legislative districts (e.g., transit projects), the entire project funding and other benefits are attributed to all relevant districts. For projects that report at the census tract level (e.g., vouchers, rebates, and household installations), the entire project funding and other benefits are attributed to a single district, determined by which district includes the majority of the census tract.



INVESTMENT HIGHLIGHTS ASSEMBLY DISTRICT 16

Cap-and-Trade Dollars at Work Across California

California Climate Investments is a statewide program that puts billions of Cap-and-Trade dollars to work reducing greenhouse gas emissions, strengthening the economy, and improving public health and the environment, particularly in disadvantaged communities and low-income communities and households, collectively referred to as priority populations.



\$113.0 million

Cap-and-Trade funds implemented within the District through November 30, 2022



1,085,464

MTCO₂e reductions estimated over project lifetimes



55%

of total funds invested within the District benefiting priority populations



2,161

tons of criteria air pollutant reductions estimated over project lifetimes



13,057

projects, rebates, and vouchers implemented within the District

Statewide Co-Benefits



improved
air quality



reduced
water use



enhanced
ecosystems



employment &
economic development



greater transit
accessibility



dollar
savings

Some projects are not located at a single address, and therefore could be attributable to multiple legislative districts. For projects that physically cross multiple legislative districts (e.g., transit projects), the entire project funding and other benefits are attributed to all relevant districts. For projects that report at the census tract level (e.g., vouchers, rebates, and household installations), the entire project funding and other benefits are attributed to a single district, determined by which district includes the majority of the census tract.



INVESTMENT HIGHLIGHTS ASSEMBLY DISTRICT 17

Cap-and-Trade Dollars at Work Across California

California Climate Investments is a statewide program that puts billions of Cap-and-Trade dollars to work reducing greenhouse gas emissions, strengthening the economy, and improving public health and the environment, particularly in disadvantaged communities and low-income communities and households, collectively referred to as priority populations.



\$499.3 million

Cap-and-Trade funds implemented within the District through November 30, 2022



5,379,137

MTCO₂e reductions estimated over project lifetimes



78%

of total funds invested within the District benefiting priority populations



7,618

tons of criteria air pollutant reductions estimated over project lifetimes



7,756

projects, rebates, and vouchers implemented within the District



High-Speed Rail

High-Speed Rail is also using Cap-and-Trade dollars to electrify Caltrain from San Francisco to San Jose

Statewide Co-Benefits



improved
air quality



reduced
water use



enhanced
ecosystems



employment &
economic development



greater transit
accessibility



dollar
savings

Some projects are not located at a single address, and therefore could be attributable to multiple legislative districts. For projects that physically cross multiple legislative districts (e.g., transit projects), the entire project funding and other benefits are attributed to all relevant districts. For projects that report at the census tract level (e.g., vouchers, rebates, and household installations), the entire project funding and other benefits are attributed to a single district, determined by which district includes the majority of the census tract.



INVESTMENT HIGHLIGHTS ASSEMBLY DISTRICT 18

Cap-and-Trade Dollars at Work Across California

California Climate Investments is a statewide program that puts billions of Cap-and-Trade dollars to work reducing greenhouse gas emissions, strengthening the economy, and improving public health and the environment, particularly in disadvantaged communities and low-income communities and households, collectively referred to as priority populations.



\$661.7 million

Cap-and-Trade funds implemented within the District through November 30, 2022



8,267,956

MTCO₂e reductions estimated over project lifetimes



94%

of total funds invested within the District benefiting priority populations



5,973

tons of criteria air pollutant reductions estimated over project lifetimes



7,965

projects, rebates, and vouchers implemented within the District

Statewide Co-Benefits



improved
air quality



reduced
water use



enhanced
ecosystems



employment &
economic development



greater transit
accessibility



dollar
savings

Some projects are not located at a single address, and therefore could be attributable to multiple legislative districts. For projects that physically cross multiple legislative districts (e.g., transit projects), the entire project funding and other benefits are attributed to all relevant districts. For projects that report at the census tract level (e.g., vouchers, rebates, and household installations), the entire project funding and other benefits are attributed to a single district, determined by which district includes the majority of the census tract.



INVESTMENT HIGHLIGHTS ASSEMBLY DISTRICT 19

Cap-and-Trade Dollars at Work Across California

California Climate Investments is a statewide program that puts billions of Cap-and-Trade dollars to work reducing greenhouse gas emissions, strengthening the economy, and improving public health and the environment, particularly in disadvantaged communities and low-income communities and households, collectively referred to as priority populations.



\$147.5 million

Cap-and-Trade funds implemented within the District through November 30, 2022



426,489

MTCO₂e reductions estimated over project lifetimes



91%

of total funds invested within the District benefiting priority populations



67

tons of criteria air pollutant reductions estimated over project lifetimes



5,672

projects, rebates, and vouchers implemented within the District

Statewide Co-Benefits



improved
air quality



reduced
water use



enhanced
ecosystems



employment &
economic development



greater transit
accessibility



dollar
savings

Some projects are not located at a single address, and therefore could be attributable to multiple legislative districts. For projects that physically cross multiple legislative districts (e.g., transit projects), the entire project funding and other benefits are attributed to all relevant districts. For projects that report at the census tract level (e.g., vouchers, rebates, and household installations), the entire project funding and other benefits are attributed to a single district, determined by which district includes the majority of the census tract.



INVESTMENT HIGHLIGHTS ASSEMBLY DISTRICT 20

Cap-and-Trade Dollars at Work Across California

California Climate Investments is a statewide program that puts billions of Cap-and-Trade dollars to work reducing greenhouse gas emissions, strengthening the economy, and improving public health and the environment, particularly in disadvantaged communities and low-income communities and households, collectively referred to as priority populations.



\$166.5 million

Cap-and-Trade funds implemented within the District through November 30, 2022



1,276,009

MTCO₂e reductions estimated over project lifetimes



74%

of total funds invested within the District benefiting priority populations



2,011

tons of criteria air pollutant reductions estimated over project lifetimes



9,884

projects, rebates, and vouchers implemented within the District

Statewide Co-Benefits



improved
air quality



reduced
water use



enhanced
ecosystems



employment &
economic development



greater transit
accessibility



dollar
savings

Some projects are not located at a single address, and therefore could be attributable to multiple legislative districts. For projects that physically cross multiple legislative districts (e.g., transit projects), the entire project funding and other benefits are attributed to all relevant districts. For projects that report at the census tract level (e.g., vouchers, rebates, and household installations), the entire project funding and other benefits are attributed to a single district, determined by which district includes the majority of the census tract.



INVESTMENT HIGHLIGHTS ASSEMBLY DISTRICT 21

Cap-and-Trade Dollars at Work Across California

California Climate Investments is a statewide program that puts billions of Cap-and-Trade dollars to work reducing greenhouse gas emissions, strengthening the economy, and improving public health and the environment, particularly in disadvantaged communities and low-income communities and households, collectively referred to as priority populations.



\$179.2 million

Cap-and-Trade funds implemented within the District through November 30, 2022



2,440,260

MTCO₂e reductions estimated over project lifetimes



83%

of total funds invested within the District benefiting priority populations



8,043

tons of criteria air pollutant reductions estimated over project lifetimes



9,755

projects, rebates, and vouchers implemented within the District



High-Speed Rail

High-Speed Rail is also using Cap-and-Trade dollars to electrify Caltrain from San Francisco to San Jose

Statewide Co-Benefits



improved
air quality



reduced
water use



enhanced
ecosystems



employment &
economic development



greater transit
accessibility



dollar
savings

Some projects are not located at a single address, and therefore could be attributable to multiple legislative districts. For projects that physically cross multiple legislative districts (e.g., transit projects), the entire project funding and other benefits are attributed to all relevant districts. For projects that report at the census tract level (e.g., vouchers, rebates, and household installations), the entire project funding and other benefits are attributed to a single district, determined by which district includes the majority of the census tract.



INVESTMENT HIGHLIGHTS ASSEMBLY DISTRICT 22

Cap-and-Trade Dollars at Work Across California

California Climate Investments is a statewide program that puts billions of Cap-and-Trade dollars to work reducing greenhouse gas emissions, strengthening the economy, and improving public health and the environment, particularly in disadvantaged communities and low-income communities and households, collectively referred to as priority populations.



\$282.3 million

Cap-and-Trade funds implemented within the District through November 30, 2022



4,163,200

MTCO₂e reductions estimated over project lifetimes



80%

of total funds invested within the District benefiting priority populations



7,571

tons of criteria air pollutant reductions estimated over project lifetimes



3,983

projects, rebates, and vouchers implemented within the District

Statewide Co-Benefits



improved
air quality



reduced
water use



enhanced
ecosystems



employment &
economic development



greater transit
accessibility



dollar
savings

Some projects are not located at a single address, and therefore could be attributable to multiple legislative districts. For projects that physically cross multiple legislative districts (e.g., transit projects), the entire project funding and other benefits are attributed to all relevant districts. For projects that report at the census tract level (e.g., vouchers, rebates, and household installations), the entire project funding and other benefits are attributed to a single district, determined by which district includes the majority of the census tract.



INVESTMENT HIGHLIGHTS ASSEMBLY DISTRICT 23

Cap-and-Trade Dollars at Work Across California

California Climate Investments is a statewide program that puts billions of Cap-and-Trade dollars to work reducing greenhouse gas emissions, strengthening the economy, and improving public health and the environment, particularly in disadvantaged communities and low-income communities and households, collectively referred to as priority populations.



\$90.4 million

Cap-and-Trade funds implemented within the District through November 30, 2022



2,355,315

MTCO₂e reductions estimated over project lifetimes



50%

of total funds invested within the District benefiting priority populations



7,470

tons of criteria air pollutant reductions estimated over project lifetimes



13,747

projects, rebates, and vouchers implemented within the District



High-Speed Rail

High-Speed Rail is also using Cap-and-Trade dollars to electrify Caltrain from San Francisco to San Jose

Statewide Co-Benefits



improved
air quality



reduced
water use



enhanced
ecosystems



employment &
economic development



greater transit
accessibility



dollar
savings

Some projects are not located at a single address, and therefore could be attributable to multiple legislative districts. For projects that physically cross multiple legislative districts (e.g., transit projects), the entire project funding and other benefits are attributed to all relevant districts. For projects that report at the census tract level (e.g., vouchers, rebates, and household installations), the entire project funding and other benefits are attributed to a single district, determined by which district includes the majority of the census tract.



INVESTMENT HIGHLIGHTS ASSEMBLY DISTRICT 24

Cap-and-Trade Dollars at Work Across California

California Climate Investments is a statewide program that puts billions of Cap-and-Trade dollars to work reducing greenhouse gas emissions, strengthening the economy, and improving public health and the environment, particularly in disadvantaged communities and low-income communities and households, collectively referred to as priority populations.



\$110.3 million

Cap-and-Trade funds implemented within the District through November 30, 2022



973,799

MTCO₂e reductions estimated over project lifetimes



58%

of total funds invested within the District benefiting priority populations



2,219

tons of criteria air pollutant reductions estimated over project lifetimes



18,057

projects, rebates, and vouchers implemented within the District

Statewide Co-Benefits



improved
air quality



reduced
water use



enhanced
ecosystems



employment &
economic development



greater transit
accessibility



dollar
savings

Some projects are not located at a single address, and therefore could be attributable to multiple legislative districts. For projects that physically cross multiple legislative districts (e.g., transit projects), the entire project funding and other benefits are attributed to all relevant districts. For projects that report at the census tract level (e.g., vouchers, rebates, and household installations), the entire project funding and other benefits are attributed to a single district, determined by which district includes the majority of the census tract.



INVESTMENT HIGHLIGHTS ASSEMBLY DISTRICT 25

Cap-and-Trade Dollars at Work Across California

California Climate Investments is a statewide program that puts billions of Cap-and-Trade dollars to work reducing greenhouse gas emissions, strengthening the economy, and improving public health and the environment, particularly in disadvantaged communities and low-income communities and households, collectively referred to as priority populations.



\$177.1 million

Cap-and-Trade funds implemented within the District through November 30, 2022



3,049,997

MTCO₂e reductions estimated over project lifetimes



81%

of total funds invested within the District benefiting priority populations



9,192

tons of criteria air pollutant reductions estimated over project lifetimes



15,998

projects, rebates, and vouchers implemented within the District



High-Speed Rail

High-Speed Rail is also using Cap-and-Trade dollars to electrify Caltrain from San Francisco to San Jose

Statewide Co-Benefits



improved
air quality



reduced
water use



enhanced
ecosystems



employment &
economic development



greater transit
accessibility



dollar
savings

Some projects are not located at a single address, and therefore could be attributable to multiple legislative districts. For projects that physically cross multiple legislative districts (e.g., transit projects), the entire project funding and other benefits are attributed to all relevant districts. For projects that report at the census tract level (e.g., vouchers, rebates, and household installations), the entire project funding and other benefits are attributed to a single district, determined by which district includes the majority of the census tract.



INVESTMENT HIGHLIGHTS ASSEMBLY DISTRICT 26

Cap-and-Trade Dollars at Work Across California

California Climate Investments is a statewide program that puts billions of Cap-and-Trade dollars to work reducing greenhouse gas emissions, strengthening the economy, and improving public health and the environment, particularly in disadvantaged communities and low-income communities and households, collectively referred to as priority populations.



\$116.0 million

Cap-and-Trade funds implemented within the District through November 30, 2022



4,031,686

MTCO₂e reductions estimated over project lifetimes



67%

of total funds invested within the District benefiting priority populations



9,454

tons of criteria air pollutant reductions estimated over project lifetimes



14,002

projects, rebates, and vouchers implemented within the District



High-Speed Rail

\$4.3 billion expended toward completion of the High-Speed Rail system, including ongoing or planned activities in this District

Statewide Co-Benefits



improved
air quality



reduced
water use



enhanced
ecosystems



employment &
economic development



greater transit
accessibility



dollar
savings

Some projects are not located at a single address, and therefore could be attributable to multiple legislative districts. For projects that physically cross multiple legislative districts (e.g., transit projects), the entire project funding and other benefits are attributed to all relevant districts. For projects that report at the census tract level (e.g., vouchers, rebates, and household installations), the entire project funding and other benefits are attributed to a single district, determined by which district includes the majority of the census tract.



INVESTMENT HIGHLIGHTS ASSEMBLY DISTRICT 27

Cap-and-Trade Dollars at Work Across California

California Climate Investments is a statewide program that puts billions of Cap-and-Trade dollars to work reducing greenhouse gas emissions, strengthening the economy, and improving public health and the environment, particularly in disadvantaged communities and low-income communities and households, collectively referred to as priority populations.



\$363.0 million

Cap-and-Trade funds implemented within the District through November 30, 2022




5,562,372

MTCO₂e reductions estimated over project lifetimes



89%

of total funds invested within the District benefiting priority populations



12,171

tons of criteria air pollutant reductions estimated over project lifetimes



28,873

projects, rebates, and vouchers implemented within the District



High-Speed Rail

\$4.3 billion expended toward completion of the High-Speed Rail system, including ongoing or planned activities in this District

Statewide Co-Benefits



improved
air quality



reduced
water use



enhanced
ecosystems



employment &
economic development



greater transit
accessibility



dollar
savings

Some projects are not located at a single address, and therefore could be attributable to multiple legislative districts. For projects that physically cross multiple legislative districts (e.g., transit projects), the entire project funding and other benefits are attributed to all relevant districts. For projects that report at the census tract level (e.g., vouchers, rebates, and household installations), the entire project funding and other benefits are attributed to a single district, determined by which district includes the majority of the census tract.



INVESTMENT HIGHLIGHTS ASSEMBLY DISTRICT 28

Cap-and-Trade Dollars at Work Across California

California Climate Investments is a statewide program that puts billions of Cap-and-Trade dollars to work reducing greenhouse gas emissions, strengthening the economy, and improving public health and the environment, particularly in disadvantaged communities and low-income communities and households, collectively referred to as priority populations.



\$225.3 million

Cap-and-Trade funds implemented within the District through November 30, 2022



4,583,465

MTCO₂e reductions estimated over project lifetimes



67%

of total funds invested within the District benefiting priority populations



9,228

tons of criteria air pollutant reductions estimated over project lifetimes



14,017

projects, rebates, and vouchers implemented within the District



High-Speed Rail

High-Speed Rail is also using Cap-and-Trade dollars to electrify Caltrain from San Francisco to San Jose

Statewide Co-Benefits



improved
air quality



reduced
water use



enhanced
ecosystems



employment &
economic development



greater transit
accessibility



dollar
savings

Some projects are not located at a single address, and therefore could be attributable to multiple legislative districts. For projects that physically cross multiple legislative districts (e.g., transit projects), the entire project funding and other benefits are attributed to all relevant districts. For projects that report at the census tract level (e.g., vouchers, rebates, and household installations), the entire project funding and other benefits are attributed to a single district, determined by which district includes the majority of the census tract.



INVESTMENT HIGHLIGHTS ASSEMBLY DISTRICT 29

Cap-and-Trade Dollars at Work Across California

California Climate Investments is a statewide program that puts billions of Cap-and-Trade dollars to work reducing greenhouse gas emissions, strengthening the economy, and improving public health and the environment, particularly in disadvantaged communities and low-income communities and households, collectively referred to as priority populations.



\$126.6 million

Cap-and-Trade funds implemented within the District through November 30, 2022



3,072,225

MTCO₂e reductions estimated over project lifetimes



75%

of total funds invested within the District benefiting priority populations



7,951

tons of criteria air pollutant reductions estimated over project lifetimes



7,481

projects, rebates, and vouchers implemented within the District



High-Speed Rail

\$4.3 billion expended toward completion of the High-Speed Rail system, including ongoing or planned activities in this District

Statewide Co-Benefits



improved
air quality



reduced
water use



enhanced
ecosystems



employment &
economic development



greater transit
accessibility



dollar
savings

Some projects are not located at a single address, and therefore could be attributable to multiple legislative districts. For projects that physically cross multiple legislative districts (e.g., transit projects), the entire project funding and other benefits are attributed to all relevant districts. For projects that report at the census tract level (e.g., vouchers, rebates, and household installations), the entire project funding and other benefits are attributed to a single district, determined by which district includes the majority of the census tract.



INVESTMENT HIGHLIGHTS ASSEMBLY DISTRICT 30

Cap-and-Trade Dollars at Work Across California

California Climate Investments is a statewide program that puts billions of Cap-and-Trade dollars to work reducing greenhouse gas emissions, strengthening the economy, and improving public health and the environment, particularly in disadvantaged communities and low-income communities and households, collectively referred to as priority populations.



\$103.7 million

Cap-and-Trade funds implemented within the District through November 30, 2022



1,239,633

MTCO₂e reductions estimated over project lifetimes



43%

of total funds invested within the District benefiting priority populations



569

tons of criteria air pollutant reductions estimated over project lifetimes



5,978

projects, rebates, and vouchers implemented within the District

Statewide Co-Benefits



improved
air quality



reduced
water use



enhanced
ecosystems



employment &
economic development



greater transit
accessibility



dollar
savings

Some projects are not located at a single address, and therefore could be attributable to multiple legislative districts. For projects that physically cross multiple legislative districts (e.g., transit projects), the entire project funding and other benefits are attributed to all relevant districts. For projects that report at the census tract level (e.g., vouchers, rebates, and household installations), the entire project funding and other benefits are attributed to a single district, determined by which district includes the majority of the census tract.



INVESTMENT HIGHLIGHTS ASSEMBLY DISTRICT 31

Cap-and-Trade Dollars at Work Across California

California Climate Investments is a statewide program that puts billions of Cap-and-Trade dollars to work reducing greenhouse gas emissions, strengthening the economy, and improving public health and the environment, particularly in disadvantaged communities and low-income communities and households, collectively referred to as priority populations.



\$378.1 million

Cap-and-Trade funds implemented within the District through November 30, 2022



1,478,251

MTCO₂e reductions estimated over project lifetimes



89%

of total funds invested within the District benefiting priority populations



4,969

tons of criteria air pollutant reductions estimated over project lifetimes



6,919

projects, rebates, and vouchers implemented within the District



High-Speed Rail

\$4.3 billion expended toward completion of the High-Speed Rail system, including ongoing or planned activities in this District

Statewide Co-Benefits



improved
air quality



reduced
water use



enhanced
ecosystems



employment &
economic development



greater transit
accessibility



dollar
savings

Some projects are not located at a single address, and therefore could be attributable to multiple legislative districts. For projects that physically cross multiple legislative districts (e.g., transit projects), the entire project funding and other benefits are attributed to all relevant districts. For projects that report at the census tract level (e.g., vouchers, rebates, and household installations), the entire project funding and other benefits are attributed to a single district, determined by which district includes the majority of the census tract.



INVESTMENT HIGHLIGHTS ASSEMBLY DISTRICT 32

Cap-and-Trade Dollars at Work Across California

California Climate Investments is a statewide program that puts billions of Cap-and-Trade dollars to work reducing greenhouse gas emissions, strengthening the economy, and improving public health and the environment, particularly in disadvantaged communities and low-income communities and households, collectively referred to as priority populations.



\$237.5 million

Cap-and-Trade funds implemented within the District through November 30, 2022



4,611,319

MTCO₂e reductions estimated over project lifetimes



63%

of total funds invested within the District benefiting priority populations



4,308

tons of criteria air pollutant reductions estimated over project lifetimes



5,708

projects, rebates, and vouchers implemented within the District



High-Speed Rail

\$4.3 billion expended toward completion of the High-Speed Rail system, including ongoing or planned activities in this District

Statewide Co-Benefits



improved
air quality



reduced
water use



enhanced
ecosystems



employment &
economic development



greater transit
accessibility



dollar
savings

Some projects are not located at a single address, and therefore could be attributable to multiple legislative districts. For projects that physically cross multiple legislative districts (e.g., transit projects), the entire project funding and other benefits are attributed to all relevant districts. For projects that report at the census tract level (e.g., vouchers, rebates, and household installations), the entire project funding and other benefits are attributed to a single district, determined by which district includes the majority of the census tract.



INVESTMENT HIGHLIGHTS ASSEMBLY DISTRICT 33

Cap-and-Trade Dollars at Work Across California

California Climate Investments is a statewide program that puts billions of Cap-and-Trade dollars to work reducing greenhouse gas emissions, strengthening the economy, and improving public health and the environment, particularly in disadvantaged communities and low-income communities and households, collectively referred to as priority populations.



\$360.5 million

Cap-and-Trade funds implemented within the District through November 30, 2022



12,540,996

MTCO₂e reductions estimated over project lifetimes



80%

of total funds invested within the District benefiting priority populations



10,032

tons of criteria air pollutant reductions estimated over project lifetimes



7,749

projects, rebates, and vouchers implemented within the District



High-Speed Rail

\$4.3 billion expended toward completion of the High-Speed Rail system, including ongoing or planned activities in this District

Statewide Co-Benefits



improved
air quality



reduced
water use



enhanced
ecosystems



employment &
economic development



greater transit
accessibility



dollar
savings

Some projects are not located at a single address, and therefore could be attributable to multiple legislative districts. For projects that physically cross multiple legislative districts (e.g., transit projects), the entire project funding and other benefits are attributed to all relevant districts. For projects that report at the census tract level (e.g., vouchers, rebates, and household installations), the entire project funding and other benefits are attributed to a single district, determined by which district includes the majority of the census tract.



INVESTMENT HIGHLIGHTS ASSEMBLY DISTRICT 34

Cap-and-Trade Dollars at Work Across California

California Climate Investments is a statewide program that puts billions of Cap-and-Trade dollars to work reducing greenhouse gas emissions, strengthening the economy, and improving public health and the environment, particularly in disadvantaged communities and low-income communities and households, collectively referred to as priority populations.



\$186.7 million

Cap-and-Trade funds implemented within the District through November 30, 2022



1,122,450

MTCO₂e reductions estimated over project lifetimes



90%

of total funds invested within the District benefiting priority populations



350

tons of criteria air pollutant reductions estimated over project lifetimes



3,104

projects, rebates, and vouchers implemented within the District



High-Speed Rail

\$4.3 billion expended toward completion of the High-Speed Rail system, including ongoing or planned activities in this District

Statewide Co-Benefits



improved
air quality



reduced
water use



enhanced
ecosystems



employment &
economic development



greater transit
accessibility



dollar
savings

Some projects are not located at a single address, and therefore could be attributable to multiple legislative districts. For projects that physically cross multiple legislative districts (e.g., transit projects), the entire project funding and other benefits are attributed to all relevant districts. For projects that report at the census tract level (e.g., vouchers, rebates, and household installations), the entire project funding and other benefits are attributed to a single district, determined by which district includes the majority of the census tract.



INVESTMENT HIGHLIGHTS ASSEMBLY DISTRICT 35

Cap-and-Trade Dollars at Work Across California

California Climate Investments is a statewide program that puts billions of Cap-and-Trade dollars to work reducing greenhouse gas emissions, strengthening the economy, and improving public health and the environment, particularly in disadvantaged communities and low-income communities and households, collectively referred to as priority populations.



\$170.6 million

Cap-and-Trade funds implemented within the District through November 30, 2022



2,324,127

MTCO₂e reductions estimated over project lifetimes



95%

of total funds invested within the District benefiting priority populations



5,312

tons of criteria air pollutant reductions estimated over project lifetimes



6,873

projects, rebates, and vouchers implemented within the District



High-Speed Rail

\$4.3 billion expended toward completion of the High-Speed Rail system, including ongoing or planned activities in this District

Statewide Co-Benefits



improved
air quality



reduced
water use



enhanced
ecosystems



employment &
economic development



greater transit
accessibility



dollar
savings

Some projects are not located at a single address, and therefore could be attributable to multiple legislative districts. For projects that physically cross multiple legislative districts (e.g., transit projects), the entire project funding and other benefits are attributed to all relevant districts. For projects that report at the census tract level (e.g., vouchers, rebates, and household installations), the entire project funding and other benefits are attributed to a single district, determined by which district includes the majority of the census tract.



INVESTMENT HIGHLIGHTS ASSEMBLY DISTRICT 36

Cap-and-Trade Dollars at Work Across California

California Climate Investments is a statewide program that puts billions of Cap-and-Trade dollars to work reducing greenhouse gas emissions, strengthening the economy, and improving public health and the environment, particularly in disadvantaged communities and low-income communities and households, collectively referred to as priority populations.



\$168.7 million

Cap-and-Trade funds implemented within the District through November 30, 2022




422,554

MTCO₂e reductions estimated over project lifetimes



86%

of total funds invested within the District benefiting priority populations



2,052

tons of criteria air pollutant reductions estimated over project lifetimes



2,394

projects, rebates, and vouchers implemented within the District

Statewide Co-Benefits



improved
air quality



reduced
water use



enhanced
ecosystems



employment &
economic development



greater transit
accessibility



dollar
savings

Some projects are not located at a single address, and therefore could be attributable to multiple legislative districts. For projects that physically cross multiple legislative districts (e.g., transit projects), the entire project funding and other benefits are attributed to all relevant districts. For projects that report at the census tract level (e.g., vouchers, rebates, and household installations), the entire project funding and other benefits are attributed to a single district, determined by which district includes the majority of the census tract.



INVESTMENT HIGHLIGHTS ASSEMBLY DISTRICT 37

Cap-and-Trade Dollars at Work Across California

California Climate Investments is a statewide program that puts billions of Cap-and-Trade dollars to work reducing greenhouse gas emissions, strengthening the economy, and improving public health and the environment, particularly in disadvantaged communities and low-income communities and households, collectively referred to as priority populations.



\$168.6 million

Cap-and-Trade funds implemented within the District through November 30, 2022



1,131,772

MTCO₂e reductions estimated over project lifetimes



81%

of total funds invested within the District benefiting priority populations



433

tons of criteria air pollutant reductions estimated over project lifetimes



3,821

projects, rebates, and vouchers implemented within the District

Statewide Co-Benefits



improved
air quality



reduced
water use



enhanced
ecosystems



employment &
economic development



greater transit
accessibility



dollar
savings

Some projects are not located at a single address, and therefore could be attributable to multiple legislative districts. For projects that physically cross multiple legislative districts (e.g., transit projects), the entire project funding and other benefits are attributed to all relevant districts. For projects that report at the census tract level (e.g., vouchers, rebates, and household installations), the entire project funding and other benefits are attributed to a single district, determined by which district includes the majority of the census tract.



INVESTMENT HIGHLIGHTS ASSEMBLY DISTRICT 38

Cap-and-Trade Dollars at Work Across California

California Climate Investments is a statewide program that puts billions of Cap-and-Trade dollars to work reducing greenhouse gas emissions, strengthening the economy, and improving public health and the environment, particularly in disadvantaged communities and low-income communities and households, collectively referred to as priority populations.



\$243.8 million

Cap-and-Trade funds implemented within the District through November 30, 2022



1,500,199

MTCO₂e reductions estimated over project lifetimes



96%

of total funds invested within the District benefiting priority populations



464

tons of criteria air pollutant reductions estimated over project lifetimes



2,959

projects, rebates, and vouchers implemented within the District

Statewide Co-Benefits



improved
air quality



reduced
water use



enhanced
ecosystems



employment &
economic development



greater transit
accessibility



dollar
savings

Some projects are not located at a single address, and therefore could be attributable to multiple legislative districts. For projects that physically cross multiple legislative districts (e.g., transit projects), the entire project funding and other benefits are attributed to all relevant districts. For projects that report at the census tract level (e.g., vouchers, rebates, and household installations), the entire project funding and other benefits are attributed to a single district, determined by which district includes the majority of the census tract.



INVESTMENT HIGHLIGHTS ASSEMBLY DISTRICT 39

Cap-and-Trade Dollars at Work Across California

California Climate Investments is a statewide program that puts billions of Cap-and-Trade dollars to work reducing greenhouse gas emissions, strengthening the economy, and improving public health and the environment, particularly in disadvantaged communities and low-income communities and households, collectively referred to as priority populations.



\$145.3 million

Cap-and-Trade funds implemented within the District through November 30, 2022



929,827

MTCO₂e reductions estimated over project lifetimes



91%

of total funds invested within the District benefiting priority populations



339

tons of criteria air pollutant reductions estimated over project lifetimes



1,134

projects, rebates, and vouchers implemented within the District



High-Speed Rail

\$4.3 billion expended toward completion of the High-Speed Rail system, including ongoing or planned activities in this District

Statewide Co-Benefits



improved
air quality



reduced
water use



enhanced
ecosystems



employment &
economic development



greater transit
accessibility



dollar
savings

Some projects are not located at a single address, and therefore could be attributable to multiple legislative districts. For projects that physically cross multiple legislative districts (e.g., transit projects), the entire project funding and other benefits are attributed to all relevant districts. For projects that report at the census tract level (e.g., vouchers, rebates, and household installations), the entire project funding and other benefits are attributed to a single district, determined by which district includes the majority of the census tract.



INVESTMENT HIGHLIGHTS ASSEMBLY DISTRICT 40

Cap-and-Trade Dollars at Work Across California

California Climate Investments is a statewide program that puts billions of Cap-and-Trade dollars to work reducing greenhouse gas emissions, strengthening the economy, and improving public health and the environment, particularly in disadvantaged communities and low-income communities and households, collectively referred to as priority populations.



\$139.8 million

Cap-and-Trade funds implemented within the District through November 30, 2022



981,512

MTCO₂e reductions estimated over project lifetimes



83%

of total funds invested within the District benefiting priority populations



310

tons of criteria air pollutant reductions estimated over project lifetimes



9,367

projects, rebates, and vouchers implemented within the District



High-Speed Rail

\$4.3 billion expended toward completion of the High-Speed Rail system, including ongoing or planned activities in this District

Statewide Co-Benefits



improved
air quality



reduced
water use



enhanced
ecosystems



employment &
economic development



greater transit
accessibility



dollar
savings

Some projects are not located at a single address, and therefore could be attributable to multiple legislative districts. For projects that physically cross multiple legislative districts (e.g., transit projects), the entire project funding and other benefits are attributed to all relevant districts. For projects that report at the census tract level (e.g., vouchers, rebates, and household installations), the entire project funding and other benefits are attributed to a single district, determined by which district includes the majority of the census tract.



INVESTMENT HIGHLIGHTS ASSEMBLY DISTRICT 41

Cap-and-Trade Dollars at Work Across California

California Climate Investments is a statewide program that puts billions of Cap-and-Trade dollars to work reducing greenhouse gas emissions, strengthening the economy, and improving public health and the environment, particularly in disadvantaged communities and low-income communities and households, collectively referred to as priority populations.



\$165.7 million

Cap-and-Trade funds implemented within the District through November 30, 2022



729,120

MTCO₂e reductions estimated over project lifetimes



85%

of total funds invested within the District benefiting priority populations



234

tons of criteria air pollutant reductions estimated over project lifetimes



8,663

projects, rebates, and vouchers implemented within the District

Statewide Co-Benefits



improved
air quality



reduced
water use



enhanced
ecosystems



employment &
economic development



greater transit
accessibility



dollar
savings

Some projects are not located at a single address, and therefore could be attributable to multiple legislative districts. For projects that physically cross multiple legislative districts (e.g., transit projects), the entire project funding and other benefits are attributed to all relevant districts. For projects that report at the census tract level (e.g., vouchers, rebates, and household installations), the entire project funding and other benefits are attributed to a single district, determined by which district includes the majority of the census tract.



INVESTMENT HIGHLIGHTS ASSEMBLY DISTRICT 42

Cap-and-Trade Dollars at Work Across California

California Climate Investments is a statewide program that puts billions of Cap-and-Trade dollars to work reducing greenhouse gas emissions, strengthening the economy, and improving public health and the environment, particularly in disadvantaged communities and low-income communities and households, collectively referred to as priority populations.



\$218.2 million

Cap-and-Trade funds implemented within the District through November 30, 2022



1,734,723

MTCO₂e reductions estimated over project lifetimes



87%

of total funds invested within the District benefiting priority populations



435

tons of criteria air pollutant reductions estimated over project lifetimes



10,543

projects, rebates, and vouchers implemented within the District

Statewide Co-Benefits



improved
air quality



reduced
water use



enhanced
ecosystems



employment &
economic development



greater transit
accessibility



dollar
savings

Some projects are not located at a single address, and therefore could be attributable to multiple legislative districts. For projects that physically cross multiple legislative districts (e.g., transit projects), the entire project funding and other benefits are attributed to all relevant districts. For projects that report at the census tract level (e.g., vouchers, rebates, and household installations), the entire project funding and other benefits are attributed to a single district, determined by which district includes the majority of the census tract.



INVESTMENT HIGHLIGHTS ASSEMBLY DISTRICT 43

Cap-and-Trade Dollars at Work Across California

California Climate Investments is a statewide program that puts billions of Cap-and-Trade dollars to work reducing greenhouse gas emissions, strengthening the economy, and improving public health and the environment, particularly in disadvantaged communities and low-income communities and households, collectively referred to as priority populations.



\$191.5 million

Cap-and-Trade funds implemented within the District through November 30, 2022



1,029,558

MTCO₂e reductions estimated over project lifetimes



99%

of total funds invested within the District benefiting priority populations



286

tons of criteria air pollutant reductions estimated over project lifetimes



3,282

projects, rebates, and vouchers implemented within the District



High-Speed Rail

\$4.3 billion expended toward completion of the High-Speed Rail system, including ongoing or planned activities in this District

Statewide Co-Benefits



improved
air quality



reduced
water use



enhanced
ecosystems



employment &
economic development



greater transit
accessibility



dollar
savings

Some projects are not located at a single address, and therefore could be attributable to multiple legislative districts. For projects that physically cross multiple legislative districts (e.g., transit projects), the entire project funding and other benefits are attributed to all relevant districts. For projects that report at the census tract level (e.g., vouchers, rebates, and household installations), the entire project funding and other benefits are attributed to a single district, determined by which district includes the majority of the census tract.



INVESTMENT HIGHLIGHTS ASSEMBLY DISTRICT 44

Cap-and-Trade Dollars at Work Across California

California Climate Investments is a statewide program that puts billions of Cap-and-Trade dollars to work reducing greenhouse gas emissions, strengthening the economy, and improving public health and the environment, particularly in disadvantaged communities and low-income communities and households, collectively referred to as priority populations.



\$251.8 million

Cap-and-Trade funds implemented within the District through November 30, 2022



2,846,873

MTCO₂e reductions estimated over project lifetimes



94%

of total funds invested within the District benefiting priority populations



819

tons of criteria air pollutant reductions estimated over project lifetimes



9,805

projects, rebates, and vouchers implemented within the District



High-Speed Rail

\$4.3 billion expended toward completion of the High-Speed Rail system, including ongoing or planned activities in this District

Statewide Co-Benefits



improved
air quality



reduced
water use



enhanced
ecosystems



employment &
economic development



greater transit
accessibility



dollar
savings

Some projects are not located at a single address, and therefore could be attributable to multiple legislative districts. For projects that physically cross multiple legislative districts (e.g., transit projects), the entire project funding and other benefits are attributed to all relevant districts. For projects that report at the census tract level (e.g., vouchers, rebates, and household installations), the entire project funding and other benefits are attributed to a single district, determined by which district includes the majority of the census tract.



INVESTMENT HIGHLIGHTS ASSEMBLY DISTRICT 45

Cap-and-Trade Dollars at Work Across California

California Climate Investments is a statewide program that puts billions of Cap-and-Trade dollars to work reducing greenhouse gas emissions, strengthening the economy, and improving public health and the environment, particularly in disadvantaged communities and low-income communities and households, collectively referred to as priority populations.



\$208.3 million

Cap-and-Trade funds implemented within the District through November 30, 2022



601,776

MTCO₂e reductions estimated over project lifetimes



95%

of total funds invested within the District benefiting priority populations



1,614

tons of criteria air pollutant reductions estimated over project lifetimes



8,700

projects, rebates, and vouchers implemented within the District

Statewide Co-Benefits



improved
air quality



reduced
water use



enhanced
ecosystems



employment &
economic development



greater transit
accessibility



dollar
savings

Some projects are not located at a single address, and therefore could be attributable to multiple legislative districts. For projects that physically cross multiple legislative districts (e.g., transit projects), the entire project funding and other benefits are attributed to all relevant districts. For projects that report at the census tract level (e.g., vouchers, rebates, and household installations), the entire project funding and other benefits are attributed to a single district, determined by which district includes the majority of the census tract.



INVESTMENT HIGHLIGHTS ASSEMBLY DISTRICT 46

Cap-and-Trade Dollars at Work Across California

California Climate Investments is a statewide program that puts billions of Cap-and-Trade dollars to work reducing greenhouse gas emissions, strengthening the economy, and improving public health and the environment, particularly in disadvantaged communities and low-income communities and households, collectively referred to as priority populations.



\$124.2 million

Cap-and-Trade funds implemented within the District through November 30, 2022




924,051

MTCO₂e reductions estimated over project lifetimes



92%

of total funds invested within the District benefiting priority populations



284

tons of criteria air pollutant reductions estimated over project lifetimes



6,845

projects, rebates, and vouchers implemented within the District

Statewide Co-Benefits



improved
air quality



reduced
water use



enhanced
ecosystems



employment &
economic development



greater transit
accessibility



dollar
savings

Some projects are not located at a single address, and therefore could be attributable to multiple legislative districts. For projects that physically cross multiple legislative districts (e.g., transit projects), the entire project funding and other benefits are attributed to all relevant districts. For projects that report at the census tract level (e.g., vouchers, rebates, and household installations), the entire project funding and other benefits are attributed to a single district, determined by which district includes the majority of the census tract.



INVESTMENT HIGHLIGHTS ASSEMBLY DISTRICT 47

Cap-and-Trade Dollars at Work Across California

California Climate Investments is a statewide program that puts billions of Cap-and-Trade dollars to work reducing greenhouse gas emissions, strengthening the economy, and improving public health and the environment, particularly in disadvantaged communities and low-income communities and households, collectively referred to as priority populations.



\$55.3 million

Cap-and-Trade funds implemented within the District through November 30, 2022



71,986

MTCO₂e reductions estimated over project lifetimes



49%

of total funds invested within the District benefiting priority populations



850

tons of criteria air pollutant reductions estimated over project lifetimes



3,395

projects, rebates, and vouchers implemented within the District

Statewide Co-Benefits



improved
air quality



reduced
water use



enhanced
ecosystems



employment &
economic development



greater transit
accessibility



dollar
savings

Some projects are not located at a single address, and therefore could be attributable to multiple legislative districts. For projects that physically cross multiple legislative districts (e.g., transit projects), the entire project funding and other benefits are attributed to all relevant districts. For projects that report at the census tract level (e.g., vouchers, rebates, and household installations), the entire project funding and other benefits are attributed to a single district, determined by which district includes the majority of the census tract.



INVESTMENT HIGHLIGHTS ASSEMBLY DISTRICT 48

Cap-and-Trade Dollars at Work Across California

California Climate Investments is a statewide program that puts billions of Cap-and-Trade dollars to work reducing greenhouse gas emissions, strengthening the economy, and improving public health and the environment, particularly in disadvantaged communities and low-income communities and households, collectively referred to as priority populations.



\$265.4 million

Cap-and-Trade funds implemented within the District through November 30, 2022



2,531,498

MTCO₂e reductions estimated over project lifetimes



96%

of total funds invested within the District benefiting priority populations



854

tons of criteria air pollutant reductions estimated over project lifetimes



5,619

projects, rebates, and vouchers implemented within the District

Statewide Co-Benefits



improved
air quality



reduced
water use



enhanced
ecosystems



employment &
economic development



greater transit
accessibility



dollar
savings

Some projects are not located at a single address, and therefore could be attributable to multiple legislative districts. For projects that physically cross multiple legislative districts (e.g., transit projects), the entire project funding and other benefits are attributed to all relevant districts. For projects that report at the census tract level (e.g., vouchers, rebates, and household installations), the entire project funding and other benefits are attributed to a single district, determined by which district includes the majority of the census tract.



INVESTMENT HIGHLIGHTS ASSEMBLY DISTRICT 49

Cap-and-Trade Dollars at Work Across California

California Climate Investments is a statewide program that puts billions of Cap-and-Trade dollars to work reducing greenhouse gas emissions, strengthening the economy, and improving public health and the environment, particularly in disadvantaged communities and low-income communities and households, collectively referred to as priority populations.



\$201.8 million

Cap-and-Trade funds implemented within the District through November 30, 2022



720,393

MTCO₂e reductions estimated over project lifetimes



95%

of total funds invested within the District benefiting priority populations



329

tons of criteria air pollutant reductions estimated over project lifetimes



11,992

projects, rebates, and vouchers implemented within the District

Statewide Co-Benefits



improved
air quality



reduced
water use



enhanced
ecosystems



employment &
economic development



greater transit
accessibility



dollar
savings

Some projects are not located at a single address, and therefore could be attributable to multiple legislative districts. For projects that physically cross multiple legislative districts (e.g., transit projects), the entire project funding and other benefits are attributed to all relevant districts. For projects that report at the census tract level (e.g., vouchers, rebates, and household installations), the entire project funding and other benefits are attributed to a single district, determined by which district includes the majority of the census tract.



INVESTMENT HIGHLIGHTS ASSEMBLY DISTRICT 50

Cap-and-Trade Dollars at Work Across California

California Climate Investments is a statewide program that puts billions of Cap-and-Trade dollars to work reducing greenhouse gas emissions, strengthening the economy, and improving public health and the environment, particularly in disadvantaged communities and low-income communities and households, collectively referred to as priority populations.



\$138.6 million

Cap-and-Trade funds implemented within the District through November 30, 2022



937,242

MTCO₂e reductions estimated over project lifetimes



94%

of total funds invested within the District benefiting priority populations



476

tons of criteria air pollutant reductions estimated over project lifetimes



3,491

projects, rebates, and vouchers implemented within the District

Statewide Co-Benefits



improved
air quality



reduced
water use



enhanced
ecosystems



employment &
economic development



greater transit
accessibility



dollar
savings

Some projects are not located at a single address, and therefore could be attributable to multiple legislative districts. For projects that physically cross multiple legislative districts (e.g., transit projects), the entire project funding and other benefits are attributed to all relevant districts. For projects that report at the census tract level (e.g., vouchers, rebates, and household installations), the entire project funding and other benefits are attributed to a single district, determined by which district includes the majority of the census tract.



INVESTMENT HIGHLIGHTS ASSEMBLY DISTRICT 51

Cap-and-Trade Dollars at Work Across California

California Climate Investments is a statewide program that puts billions of Cap-and-Trade dollars to work reducing greenhouse gas emissions, strengthening the economy, and improving public health and the environment, particularly in disadvantaged communities and low-income communities and households, collectively referred to as priority populations.



\$167.1 million

Cap-and-Trade funds implemented within the District through November 30, 2022




823,809

MTCO₂e reductions estimated over project lifetimes



85%

of total funds invested within the District benefiting priority populations



359

tons of criteria air pollutant reductions estimated over project lifetimes



9,622

projects, rebates, and vouchers implemented within the District

Statewide Co-Benefits



improved
air quality



reduced
water use



enhanced
ecosystems



employment &
economic development



greater transit
accessibility



dollar
savings

Some projects are not located at a single address, and therefore could be attributable to multiple legislative districts. For projects that physically cross multiple legislative districts (e.g., transit projects), the entire project funding and other benefits are attributed to all relevant districts. For projects that report at the census tract level (e.g., vouchers, rebates, and household installations), the entire project funding and other benefits are attributed to a single district, determined by which district includes the majority of the census tract.



INVESTMENT HIGHLIGHTS ASSEMBLY DISTRICT 52

Cap-and-Trade Dollars at Work Across California

California Climate Investments is a statewide program that puts billions of Cap-and-Trade dollars to work reducing greenhouse gas emissions, strengthening the economy, and improving public health and the environment, particularly in disadvantaged communities and low-income communities and households, collectively referred to as priority populations.



\$235.3 million

Cap-and-Trade funds implemented within the District through November 30, 2022



1,046,606

MTCO₂e reductions estimated over project lifetimes



98%

of total funds invested within the District benefiting priority populations



2,723

tons of criteria air pollutant reductions estimated over project lifetimes



6,359

projects, rebates, and vouchers implemented within the District



High-Speed Rail

\$4.3 billion expended toward completion of the High-Speed Rail system, including ongoing or planned activities in this District

Statewide Co-Benefits



improved
air quality



reduced
water use



enhanced
ecosystems



employment &
economic development



greater transit
accessibility



dollar
savings

Some projects are not located at a single address, and therefore could be attributable to multiple legislative districts. For projects that physically cross multiple legislative districts (e.g., transit projects), the entire project funding and other benefits are attributed to all relevant districts. For projects that report at the census tract level (e.g., vouchers, rebates, and household installations), the entire project funding and other benefits are attributed to a single district, determined by which district includes the majority of the census tract.



INVESTMENT HIGHLIGHTS ASSEMBLY DISTRICT 53

Cap-and-Trade Dollars at Work Across California

California Climate Investments is a statewide program that puts billions of Cap-and-Trade dollars to work reducing greenhouse gas emissions, strengthening the economy, and improving public health and the environment, particularly in disadvantaged communities and low-income communities and households, collectively referred to as priority populations.



\$244.5 million

Cap-and-Trade funds implemented within the District through November 30, 2022



674,779

MTCO₂e reductions estimated over project lifetimes



96%

of total funds invested within the District benefiting priority populations



629

tons of criteria air pollutant reductions estimated over project lifetimes



5,099

projects, rebates, and vouchers implemented within the District

Statewide Co-Benefits



improved
air quality



reduced
water use



enhanced
ecosystems



employment &
economic development



greater transit
accessibility



dollar
savings

Some projects are not located at a single address, and therefore could be attributable to multiple legislative districts. For projects that physically cross multiple legislative districts (e.g., transit projects), the entire project funding and other benefits are attributed to all relevant districts. For projects that report at the census tract level (e.g., vouchers, rebates, and household installations), the entire project funding and other benefits are attributed to a single district, determined by which district includes the majority of the census tract.



INVESTMENT HIGHLIGHTS ASSEMBLY DISTRICT 54

Cap-and-Trade Dollars at Work Across California

California Climate Investments is a statewide program that puts billions of Cap-and-Trade dollars to work reducing greenhouse gas emissions, strengthening the economy, and improving public health and the environment, particularly in disadvantaged communities and low-income communities and households, collectively referred to as priority populations.



\$516.2 million

Cap-and-Trade funds implemented within the District through November 30, 2022




4,604,510

MTCO₂e reductions estimated over project lifetimes



95%

of total funds invested within the District benefiting priority populations



1,421

tons of criteria air pollutant reductions estimated over project lifetimes



4,347

projects, rebates, and vouchers implemented within the District



High-Speed Rail

\$4.3 billion expended toward completion of the High-Speed Rail system, including ongoing or planned activities in this District

Statewide Co-Benefits



improved
air quality



reduced
water use



enhanced
ecosystems



employment &
economic development



greater transit
accessibility



dollar
savings

Some projects are not located at a single address, and therefore could be attributable to multiple legislative districts. For projects that physically cross multiple legislative districts (e.g., transit projects), the entire project funding and other benefits are attributed to all relevant districts. For projects that report at the census tract level (e.g., vouchers, rebates, and household installations), the entire project funding and other benefits are attributed to a single district, determined by which district includes the majority of the census tract.



INVESTMENT HIGHLIGHTS ASSEMBLY DISTRICT 55

Cap-and-Trade Dollars at Work Across California

California Climate Investments is a statewide program that puts billions of Cap-and-Trade dollars to work reducing greenhouse gas emissions, strengthening the economy, and improving public health and the environment, particularly in disadvantaged communities and low-income communities and households, collectively referred to as priority populations.



\$203.0 million

Cap-and-Trade funds implemented within the District through November 30, 2022



600,229

MTCO₂e reductions estimated over project lifetimes



96%

of total funds invested within the District benefiting priority populations



638

tons of criteria air pollutant reductions estimated over project lifetimes



6,148

projects, rebates, and vouchers implemented within the District

Statewide Co-Benefits



improved
air quality



reduced
water use



enhanced
ecosystems



employment &
economic development



greater transit
accessibility



dollar
savings

Some projects are not located at a single address, and therefore could be attributable to multiple legislative districts. For projects that physically cross multiple legislative districts (e.g., transit projects), the entire project funding and other benefits are attributed to all relevant districts. For projects that report at the census tract level (e.g., vouchers, rebates, and household installations), the entire project funding and other benefits are attributed to a single district, determined by which district includes the majority of the census tract.



INVESTMENT HIGHLIGHTS ASSEMBLY DISTRICT 56

Cap-and-Trade Dollars at Work Across California

California Climate Investments is a statewide program that puts billions of Cap-and-Trade dollars to work reducing greenhouse gas emissions, strengthening the economy, and improving public health and the environment, particularly in disadvantaged communities and low-income communities and households, collectively referred to as priority populations.



\$226.2 million

Cap-and-Trade funds implemented within the District through November 30, 2022



799,712

MTCO₂e reductions estimated over project lifetimes



64%

of total funds invested within the District benefiting priority populations



458

tons of criteria air pollutant reductions estimated over project lifetimes



8,425

projects, rebates, and vouchers implemented within the District



High-Speed Rail

\$4.3 billion expended toward completion of the High-Speed Rail system, including ongoing or planned activities in this District

Statewide Co-Benefits



improved
air quality



reduced
water use



enhanced
ecosystems



employment &
economic development



greater transit
accessibility



dollar
savings

Some projects are not located at a single address, and therefore could be attributable to multiple legislative districts. For projects that physically cross multiple legislative districts (e.g., transit projects), the entire project funding and other benefits are attributed to all relevant districts. For projects that report at the census tract level (e.g., vouchers, rebates, and household installations), the entire project funding and other benefits are attributed to a single district, determined by which district includes the majority of the census tract.



INVESTMENT HIGHLIGHTS ASSEMBLY DISTRICT 57

Cap-and-Trade Dollars at Work Across California

California Climate Investments is a statewide program that puts billions of Cap-and-Trade dollars to work reducing greenhouse gas emissions, strengthening the economy, and improving public health and the environment, particularly in disadvantaged communities and low-income communities and households, collectively referred to as priority populations.



\$227.0 million

Cap-and-Trade funds implemented within the District through November 30, 2022



788,430

MTCO₂e reductions estimated over project lifetimes



97%

of total funds invested within the District benefiting priority populations



728

tons of criteria air pollutant reductions estimated over project lifetimes



2,066

projects, rebates, and vouchers implemented within the District

Statewide Co-Benefits



improved
air quality



reduced
water use



enhanced
ecosystems



employment &
economic development



greater transit
accessibility



dollar
savings

Some projects are not located at a single address, and therefore could be attributable to multiple legislative districts. For projects that physically cross multiple legislative districts (e.g., transit projects), the entire project funding and other benefits are attributed to all relevant districts. For projects that report at the census tract level (e.g., vouchers, rebates, and household installations), the entire project funding and other benefits are attributed to a single district, determined by which district includes the majority of the census tract.



INVESTMENT HIGHLIGHTS ASSEMBLY DISTRICT 58

Cap-and-Trade Dollars at Work Across California

California Climate Investments is a statewide program that puts billions of Cap-and-Trade dollars to work reducing greenhouse gas emissions, strengthening the economy, and improving public health and the environment, particularly in disadvantaged communities and low-income communities and households, collectively referred to as priority populations.



\$157.2 million

Cap-and-Trade funds implemented within the District through November 30, 2022



559,810

MTCO₂e reductions estimated over project lifetimes



96%

of total funds invested within the District benefiting priority populations



360

tons of criteria air pollutant reductions estimated over project lifetimes



3,767

projects, rebates, and vouchers implemented within the District

Statewide Co-Benefits



improved
air quality



reduced
water use



enhanced
ecosystems



employment &
economic development



greater transit
accessibility



dollar
savings

Some projects are not located at a single address, and therefore could be attributable to multiple legislative districts. For projects that physically cross multiple legislative districts (e.g., transit projects), the entire project funding and other benefits are attributed to all relevant districts. For projects that report at the census tract level (e.g., vouchers, rebates, and household installations), the entire project funding and other benefits are attributed to a single district, determined by which district includes the majority of the census tract.



INVESTMENT HIGHLIGHTS ASSEMBLY DISTRICT 59

Cap-and-Trade Dollars at Work Across California

California Climate Investments is a statewide program that puts billions of Cap-and-Trade dollars to work reducing greenhouse gas emissions, strengthening the economy, and improving public health and the environment, particularly in disadvantaged communities and low-income communities and households, collectively referred to as priority populations.



\$130.6 million

Cap-and-Trade funds implemented within the District through November 30, 2022



770,831

MTCO₂e reductions estimated over project lifetimes



79%

of total funds invested within the District benefiting priority populations



726

tons of criteria air pollutant reductions estimated over project lifetimes



11,055

projects, rebates, and vouchers implemented within the District

Statewide Co-Benefits



improved
air quality



reduced
water use



enhanced
ecosystems



employment &
economic development



greater transit
accessibility



dollar
savings

Some projects are not located at a single address, and therefore could be attributable to multiple legislative districts. For projects that physically cross multiple legislative districts (e.g., transit projects), the entire project funding and other benefits are attributed to all relevant districts. For projects that report at the census tract level (e.g., vouchers, rebates, and household installations), the entire project funding and other benefits are attributed to a single district, determined by which district includes the majority of the census tract.



INVESTMENT HIGHLIGHTS ASSEMBLY DISTRICT 60

Cap-and-Trade Dollars at Work Across California

California Climate Investments is a statewide program that puts billions of Cap-and-Trade dollars to work reducing greenhouse gas emissions, strengthening the economy, and improving public health and the environment, particularly in disadvantaged communities and low-income communities and households, collectively referred to as priority populations.



\$137.8 million

Cap-and-Trade funds implemented within the District through November 30, 2022




889,758

MTCO₂e reductions estimated over project lifetimes



97%

of total funds invested within the District benefiting priority populations



1,790

tons of criteria air pollutant reductions estimated over project lifetimes



1,845

projects, rebates, and vouchers implemented within the District

Statewide Co-Benefits



improved
air quality



reduced
water use



enhanced
ecosystems



employment &
economic development



greater transit
accessibility



dollar
savings

Some projects are not located at a single address, and therefore could be attributable to multiple legislative districts. For projects that physically cross multiple legislative districts (e.g., transit projects), the entire project funding and other benefits are attributed to all relevant districts. For projects that report at the census tract level (e.g., vouchers, rebates, and household installations), the entire project funding and other benefits are attributed to a single district, determined by which district includes the majority of the census tract.



INVESTMENT HIGHLIGHTS ASSEMBLY DISTRICT 61

Cap-and-Trade Dollars at Work Across California

California Climate Investments is a statewide program that puts billions of Cap-and-Trade dollars to work reducing greenhouse gas emissions, strengthening the economy, and improving public health and the environment, particularly in disadvantaged communities and low-income communities and households, collectively referred to as priority populations.



\$163.8 million

Cap-and-Trade funds implemented within the District through November 30, 2022



803,424

MTCO₂e reductions estimated over project lifetimes



85%

of total funds invested within the District benefiting priority populations



695

tons of criteria air pollutant reductions estimated over project lifetimes



5,154

projects, rebates, and vouchers implemented within the District

Statewide Co-Benefits



improved
air quality



reduced
water use



enhanced
ecosystems



employment &
economic development



greater transit
accessibility



dollar
savings

Some projects are not located at a single address, and therefore could be attributable to multiple legislative districts. For projects that physically cross multiple legislative districts (e.g., transit projects), the entire project funding and other benefits are attributed to all relevant districts. For projects that report at the census tract level (e.g., vouchers, rebates, and household installations), the entire project funding and other benefits are attributed to a single district, determined by which district includes the majority of the census tract.



INVESTMENT HIGHLIGHTS ASSEMBLY DISTRICT 62

Cap-and-Trade Dollars at Work Across California

California Climate Investments is a statewide program that puts billions of Cap-and-Trade dollars to work reducing greenhouse gas emissions, strengthening the economy, and improving public health and the environment, particularly in disadvantaged communities and low-income communities and households, collectively referred to as priority populations.



\$66.9 million

Cap-and-Trade funds implemented within the District through November 30, 2022



406,084

MTCO₂e reductions estimated over project lifetimes



93%

of total funds invested within the District benefiting priority populations



368

tons of criteria air pollutant reductions estimated over project lifetimes



2,268

projects, rebates, and vouchers implemented within the District

Statewide Co-Benefits



improved
air quality



reduced
water use



enhanced
ecosystems



employment &
economic development



greater transit
accessibility



dollar
savings

Some projects are not located at a single address, and therefore could be attributable to multiple legislative districts. For projects that physically cross multiple legislative districts (e.g., transit projects), the entire project funding and other benefits are attributed to all relevant districts. For projects that report at the census tract level (e.g., vouchers, rebates, and household installations), the entire project funding and other benefits are attributed to a single district, determined by which district includes the majority of the census tract.



INVESTMENT HIGHLIGHTS ASSEMBLY DISTRICT 63

Cap-and-Trade Dollars at Work Across California

California Climate Investments is a statewide program that puts billions of Cap-and-Trade dollars to work reducing greenhouse gas emissions, strengthening the economy, and improving public health and the environment, particularly in disadvantaged communities and low-income communities and households, collectively referred to as priority populations.



\$140.6 million

Cap-and-Trade funds implemented within the District through November 30, 2022



463,221

MTCO₂e reductions estimated over project lifetimes



77%

of total funds invested within the District benefiting priority populations



167

tons of criteria air pollutant reductions estimated over project lifetimes



15,905

projects, rebates, and vouchers implemented within the District

Statewide Co-Benefits



improved
air quality



reduced
water use



enhanced
ecosystems



employment &
economic development



greater transit
accessibility



dollar
savings

Some projects are not located at a single address, and therefore could be attributable to multiple legislative districts. For projects that physically cross multiple legislative districts (e.g., transit projects), the entire project funding and other benefits are attributed to all relevant districts. For projects that report at the census tract level (e.g., vouchers, rebates, and household installations), the entire project funding and other benefits are attributed to a single district, determined by which district includes the majority of the census tract.



INVESTMENT HIGHLIGHTS ASSEMBLY DISTRICT 64

Cap-and-Trade Dollars at Work Across California

California Climate Investments is a statewide program that puts billions of Cap-and-Trade dollars to work reducing greenhouse gas emissions, strengthening the economy, and improving public health and the environment, particularly in disadvantaged communities and low-income communities and households, collectively referred to as priority populations.



\$108.1 million

Cap-and-Trade funds implemented within the District through November 30, 2022



609,522

MTCO₂e reductions estimated over project lifetimes



97%

of total funds invested within the District benefiting priority populations



321

tons of criteria air pollutant reductions estimated over project lifetimes



3,882

projects, rebates, and vouchers implemented within the District



High-Speed Rail

\$4.3 billion expended toward completion of the High-Speed Rail system, including ongoing or planned activities in this District

Statewide Co-Benefits



improved
air quality



reduced
water use



enhanced
ecosystems



employment &
economic development



greater transit
accessibility



dollar
savings

Some projects are not located at a single address, and therefore could be attributable to multiple legislative districts. For projects that physically cross multiple legislative districts (e.g., transit projects), the entire project funding and other benefits are attributed to all relevant districts. For projects that report at the census tract level (e.g., vouchers, rebates, and household installations), the entire project funding and other benefits are attributed to a single district, determined by which district includes the majority of the census tract.



INVESTMENT HIGHLIGHTS ASSEMBLY DISTRICT 65

Cap-and-Trade Dollars at Work Across California

California Climate Investments is a statewide program that puts billions of Cap-and-Trade dollars to work reducing greenhouse gas emissions, strengthening the economy, and improving public health and the environment, particularly in disadvantaged communities and low-income communities and households, collectively referred to as priority populations.



\$288.3 million

Cap-and-Trade funds implemented within the District through November 30, 2022



835,989

MTCO₂e reductions estimated over project lifetimes



97%

of total funds invested within the District benefiting priority populations



1,188

tons of criteria air pollutant reductions estimated over project lifetimes



3,504

projects, rebates, and vouchers implemented within the District

Statewide Co-Benefits



improved
air quality



reduced
water use



enhanced
ecosystems



employment &
economic development



greater transit
accessibility



dollar
savings

Some projects are not located at a single address, and therefore could be attributable to multiple legislative districts. For projects that physically cross multiple legislative districts (e.g., transit projects), the entire project funding and other benefits are attributed to all relevant districts. For projects that report at the census tract level (e.g., vouchers, rebates, and household installations), the entire project funding and other benefits are attributed to a single district, determined by which district includes the majority of the census tract.



INVESTMENT HIGHLIGHTS ASSEMBLY DISTRICT 66

Cap-and-Trade Dollars at Work Across California

California Climate Investments is a statewide program that puts billions of Cap-and-Trade dollars to work reducing greenhouse gas emissions, strengthening the economy, and improving public health and the environment, particularly in disadvantaged communities and low-income communities and households, collectively referred to as priority populations.



\$95.8 million

Cap-and-Trade funds implemented within the District through November 30, 2022



431,052

MTCO₂e reductions estimated over project lifetimes



79%

of total funds invested within the District benefiting priority populations



198

tons of criteria air pollutant reductions estimated over project lifetimes



10,186

projects, rebates, and vouchers implemented within the District

Statewide Co-Benefits



improved
air quality



reduced
water use



enhanced
ecosystems



employment &
economic development



greater transit
accessibility



dollar
savings

Some projects are not located at a single address, and therefore could be attributable to multiple legislative districts. For projects that physically cross multiple legislative districts (e.g., transit projects), the entire project funding and other benefits are attributed to all relevant districts. For projects that report at the census tract level (e.g., vouchers, rebates, and household installations), the entire project funding and other benefits are attributed to a single district, determined by which district includes the majority of the census tract.



INVESTMENT HIGHLIGHTS ASSEMBLY DISTRICT 67

Cap-and-Trade Dollars at Work Across California

California Climate Investments is a statewide program that puts billions of Cap-and-Trade dollars to work reducing greenhouse gas emissions, strengthening the economy, and improving public health and the environment, particularly in disadvantaged communities and low-income communities and households, collectively referred to as priority populations.



\$118.7 million

Cap-and-Trade funds implemented within the District through November 30, 2022




600,448

MTCO₂e reductions estimated over project lifetimes



93%

of total funds invested within the District benefiting priority populations



226

tons of criteria air pollutant reductions estimated over project lifetimes



6,922

projects, rebates, and vouchers implemented within the District



High-Speed Rail

\$4.3 billion expended toward completion of the High-Speed Rail system, including ongoing or planned activities in this District

Statewide Co-Benefits



improved
air quality



reduced
water use



enhanced
ecosystems



employment &
economic development



greater transit
accessibility



dollar
savings

Some projects are not located at a single address, and therefore could be attributable to multiple legislative districts. For projects that physically cross multiple legislative districts (e.g., transit projects), the entire project funding and other benefits are attributed to all relevant districts. For projects that report at the census tract level (e.g., vouchers, rebates, and household installations), the entire project funding and other benefits are attributed to a single district, determined by which district includes the majority of the census tract.



INVESTMENT HIGHLIGHTS ASSEMBLY DISTRICT 68

Cap-and-Trade Dollars at Work Across California

California Climate Investments is a statewide program that puts billions of Cap-and-Trade dollars to work reducing greenhouse gas emissions, strengthening the economy, and improving public health and the environment, particularly in disadvantaged communities and low-income communities and households, collectively referred to as priority populations.



\$222.0 million

Cap-and-Trade funds implemented within the District through November 30, 2022




683,879

MTCO₂e reductions estimated over project lifetimes



95%

of total funds invested within the District benefiting priority populations



888

tons of criteria air pollutant reductions estimated over project lifetimes



3,799

projects, rebates, and vouchers implemented within the District



High-Speed Rail

\$4.3 billion expended toward completion of the High-Speed Rail system, including ongoing or planned activities in this District

Statewide Co-Benefits



improved
air quality



reduced
water use



enhanced
ecosystems



employment &
economic development



greater transit
accessibility



dollar
savings

Some projects are not located at a single address, and therefore could be attributable to multiple legislative districts. For projects that physically cross multiple legislative districts (e.g., transit projects), the entire project funding and other benefits are attributed to all relevant districts. For projects that report at the census tract level (e.g., vouchers, rebates, and household installations), the entire project funding and other benefits are attributed to a single district, determined by which district includes the majority of the census tract.



INVESTMENT HIGHLIGHTS ASSEMBLY DISTRICT 69

Cap-and-Trade Dollars at Work Across California

California Climate Investments is a statewide program that puts billions of Cap-and-Trade dollars to work reducing greenhouse gas emissions, strengthening the economy, and improving public health and the environment, particularly in disadvantaged communities and low-income communities and households, collectively referred to as priority populations.



\$281.1 million

Cap-and-Trade funds implemented within the District through November 30, 2022



625,581

MTCO₂e reductions estimated over project lifetimes



97%

of total funds invested within the District benefiting priority populations



1,256

tons of criteria air pollutant reductions estimated over project lifetimes



5,527

projects, rebates, and vouchers implemented within the District

Statewide Co-Benefits



improved
air quality



reduced
water use



enhanced
ecosystems



employment &
economic development



greater transit
accessibility



dollar
savings

Some projects are not located at a single address, and therefore could be attributable to multiple legislative districts. For projects that physically cross multiple legislative districts (e.g., transit projects), the entire project funding and other benefits are attributed to all relevant districts. For projects that report at the census tract level (e.g., vouchers, rebates, and household installations), the entire project funding and other benefits are attributed to a single district, determined by which district includes the majority of the census tract.



INVESTMENT HIGHLIGHTS ASSEMBLY DISTRICT 70

Cap-and-Trade Dollars at Work Across California

California Climate Investments is a statewide program that puts billions of Cap-and-Trade dollars to work reducing greenhouse gas emissions, strengthening the economy, and improving public health and the environment, particularly in disadvantaged communities and low-income communities and households, collectively referred to as priority populations.



\$67.4 million

Cap-and-Trade funds implemented within the District through November 30, 2022




327,048

MTCO₂e reductions estimated over project lifetimes



92%

of total funds invested within the District benefiting priority populations



225

tons of criteria air pollutant reductions estimated over project lifetimes



6,422

projects, rebates, and vouchers implemented within the District

Statewide Co-Benefits



improved
air quality



reduced
water use



enhanced
ecosystems



employment &
economic development



greater transit
accessibility



dollar
savings

Some projects are not located at a single address, and therefore could be attributable to multiple legislative districts. For projects that physically cross multiple legislative districts (e.g., transit projects), the entire project funding and other benefits are attributed to all relevant districts. For projects that report at the census tract level (e.g., vouchers, rebates, and household installations), the entire project funding and other benefits are attributed to a single district, determined by which district includes the majority of the census tract.



INVESTMENT HIGHLIGHTS ASSEMBLY DISTRICT 71

Cap-and-Trade Dollars at Work Across California

California Climate Investments is a statewide program that puts billions of Cap-and-Trade dollars to work reducing greenhouse gas emissions, strengthening the economy, and improving public health and the environment, particularly in disadvantaged communities and low-income communities and households, collectively referred to as priority populations.



\$90.2 million

Cap-and-Trade funds implemented within the District through November 30, 2022



435,808

MTCO₂e reductions estimated over project lifetimes



72%

of total funds invested within the District benefiting priority populations



92

tons of criteria air pollutant reductions estimated over project lifetimes



8,323

projects, rebates, and vouchers implemented within the District

Statewide Co-Benefits



improved
air quality



reduced
water use



enhanced
ecosystems



employment &
economic development



greater transit
accessibility



dollar
savings

Some projects are not located at a single address, and therefore could be attributable to multiple legislative districts. For projects that physically cross multiple legislative districts (e.g., transit projects), the entire project funding and other benefits are attributed to all relevant districts. For projects that report at the census tract level (e.g., vouchers, rebates, and household installations), the entire project funding and other benefits are attributed to a single district, determined by which district includes the majority of the census tract.



INVESTMENT HIGHLIGHTS ASSEMBLY DISTRICT 72

Cap-and-Trade Dollars at Work Across California

California Climate Investments is a statewide program that puts billions of Cap-and-Trade dollars to work reducing greenhouse gas emissions, strengthening the economy, and improving public health and the environment, particularly in disadvantaged communities and low-income communities and households, collectively referred to as priority populations.



\$109.6 million

Cap-and-Trade funds implemented within the District through November 30, 2022



669,777

MTCO₂e reductions estimated over project lifetimes



74%

of total funds invested within the District benefiting priority populations



263

tons of criteria air pollutant reductions estimated over project lifetimes



11,112

projects, rebates, and vouchers implemented within the District

Statewide Co-Benefits



improved
air quality



reduced
water use



enhanced
ecosystems



employment &
economic development



greater transit
accessibility



dollar
savings

Some projects are not located at a single address, and therefore could be attributable to multiple legislative districts. For projects that physically cross multiple legislative districts (e.g., transit projects), the entire project funding and other benefits are attributed to all relevant districts. For projects that report at the census tract level (e.g., vouchers, rebates, and household installations), the entire project funding and other benefits are attributed to a single district, determined by which district includes the majority of the census tract.



INVESTMENT HIGHLIGHTS ASSEMBLY DISTRICT 73

Cap-and-Trade Dollars at Work Across California

California Climate Investments is a statewide program that puts billions of Cap-and-Trade dollars to work reducing greenhouse gas emissions, strengthening the economy, and improving public health and the environment, particularly in disadvantaged communities and low-income communities and households, collectively referred to as priority populations.



\$126.7 million

Cap-and-Trade funds implemented within the District through November 30, 2022



510,853

MTCO₂e reductions estimated over project lifetimes



66%

of total funds invested within the District benefiting priority populations



136

tons of criteria air pollutant reductions estimated over project lifetimes



15,302

projects, rebates, and vouchers implemented within the District

Statewide Co-Benefits



improved
air quality



reduced
water use



enhanced
ecosystems



employment &
economic development



greater transit
accessibility



dollar
savings

Some projects are not located at a single address, and therefore could be attributable to multiple legislative districts. For projects that physically cross multiple legislative districts (e.g., transit projects), the entire project funding and other benefits are attributed to all relevant districts. For projects that report at the census tract level (e.g., vouchers, rebates, and household installations), the entire project funding and other benefits are attributed to a single district, determined by which district includes the majority of the census tract.



INVESTMENT HIGHLIGHTS ASSEMBLY DISTRICT 74

Cap-and-Trade Dollars at Work Across California

California Climate Investments is a statewide program that puts billions of Cap-and-Trade dollars to work reducing greenhouse gas emissions, strengthening the economy, and improving public health and the environment, particularly in disadvantaged communities and low-income communities and households, collectively referred to as priority populations.



\$171.7 million

Cap-and-Trade funds implemented within the District through November 30, 2022



1,238,279

MTCO₂e reductions estimated over project lifetimes



93%

of total funds invested within the District benefiting priority populations



217

tons of criteria air pollutant reductions estimated over project lifetimes



5,903

projects, rebates, and vouchers implemented within the District

Statewide Co-Benefits



improved
air quality



reduced
water use



enhanced
ecosystems



employment &
economic development



greater transit
accessibility



dollar
savings

Some projects are not located at a single address, and therefore could be attributable to multiple legislative districts. For projects that physically cross multiple legislative districts (e.g., transit projects), the entire project funding and other benefits are attributed to all relevant districts. For projects that report at the census tract level (e.g., vouchers, rebates, and household installations), the entire project funding and other benefits are attributed to a single district, determined by which district includes the majority of the census tract.



INVESTMENT HIGHLIGHTS ASSEMBLY DISTRICT 75

Cap-and-Trade Dollars at Work Across California

California Climate Investments is a statewide program that puts billions of Cap-and-Trade dollars to work reducing greenhouse gas emissions, strengthening the economy, and improving public health and the environment, particularly in disadvantaged communities and low-income communities and households, collectively referred to as priority populations.



\$77.0 million

Cap-and-Trade funds implemented within the District through November 30, 2022



304,159

MTCO₂e reductions estimated over project lifetimes



62%

of total funds invested within the District benefiting priority populations



253

tons of criteria air pollutant reductions estimated over project lifetimes



5,572

projects, rebates, and vouchers implemented within the District

Statewide Co-Benefits



improved
air quality



reduced
water use



enhanced
ecosystems



employment &
economic development



greater transit
accessibility



dollar
savings

Some projects are not located at a single address, and therefore could be attributable to multiple legislative districts. For projects that physically cross multiple legislative districts (e.g., transit projects), the entire project funding and other benefits are attributed to all relevant districts. For projects that report at the census tract level (e.g., vouchers, rebates, and household installations), the entire project funding and other benefits are attributed to a single district, determined by which district includes the majority of the census tract.



INVESTMENT HIGHLIGHTS ASSEMBLY DISTRICT 76

Cap-and-Trade Dollars at Work Across California

California Climate Investments is a statewide program that puts billions of Cap-and-Trade dollars to work reducing greenhouse gas emissions, strengthening the economy, and improving public health and the environment, particularly in disadvantaged communities and low-income communities and households, collectively referred to as priority populations.



\$40.6 million

Cap-and-Trade funds implemented within the District through November 30, 2022




209,595

MTCO₂e reductions estimated over project lifetimes



58%

of total funds invested within the District benefiting priority populations



177

tons of criteria air pollutant reductions estimated over project lifetimes



7,635

projects, rebates, and vouchers implemented within the District

Statewide Co-Benefits



improved
air quality



reduced
water use



enhanced
ecosystems



employment &
economic development



greater transit
accessibility



dollar
savings

Some projects are not located at a single address, and therefore could be attributable to multiple legislative districts. For projects that physically cross multiple legislative districts (e.g., transit projects), the entire project funding and other benefits are attributed to all relevant districts. For projects that report at the census tract level (e.g., vouchers, rebates, and household installations), the entire project funding and other benefits are attributed to a single district, determined by which district includes the majority of the census tract.



INVESTMENT HIGHLIGHTS ASSEMBLY DISTRICT 77

Cap-and-Trade Dollars at Work Across California

California Climate Investments is a statewide program that puts billions of Cap-and-Trade dollars to work reducing greenhouse gas emissions, strengthening the economy, and improving public health and the environment, particularly in disadvantaged communities and low-income communities and households, collectively referred to as priority populations.



\$333.3 million

Cap-and-Trade funds implemented within the District through November 30, 2022



2,844,087

MTCO₂e reductions estimated over project lifetimes



82%

of total funds invested within the District benefiting priority populations



741

tons of criteria air pollutant reductions estimated over project lifetimes



8,829

projects, rebates, and vouchers implemented within the District

Statewide Co-Benefits



improved
air quality



reduced
water use



enhanced
ecosystems



employment &
economic development



greater transit
accessibility



dollar
savings

Some projects are not located at a single address, and therefore could be attributable to multiple legislative districts. For projects that physically cross multiple legislative districts (e.g., transit projects), the entire project funding and other benefits are attributed to all relevant districts. For projects that report at the census tract level (e.g., vouchers, rebates, and household installations), the entire project funding and other benefits are attributed to a single district, determined by which district includes the majority of the census tract.



INVESTMENT HIGHLIGHTS ASSEMBLY DISTRICT 78

Cap-and-Trade Dollars at Work Across California

California Climate Investments is a statewide program that puts billions of Cap-and-Trade dollars to work reducing greenhouse gas emissions, strengthening the economy, and improving public health and the environment, particularly in disadvantaged communities and low-income communities and households, collectively referred to as priority populations.



\$156.0 million

Cap-and-Trade funds implemented within the District through November 30, 2022



1,104,327

MTCO₂e reductions estimated over project lifetimes



87%

of total funds invested within the District benefiting priority populations



864

tons of criteria air pollutant reductions estimated over project lifetimes



6,484

projects, rebates, and vouchers implemented within the District

Statewide Co-Benefits



improved
air quality



reduced
water use



enhanced
ecosystems



employment &
economic development



greater transit
accessibility



dollar
savings

Some projects are not located at a single address, and therefore could be attributable to multiple legislative districts. For projects that physically cross multiple legislative districts (e.g., transit projects), the entire project funding and other benefits are attributed to all relevant districts. For projects that report at the census tract level (e.g., vouchers, rebates, and household installations), the entire project funding and other benefits are attributed to a single district, determined by which district includes the majority of the census tract.



INVESTMENT HIGHLIGHTS ASSEMBLY DISTRICT 79

Cap-and-Trade Dollars at Work Across California

California Climate Investments is a statewide program that puts billions of Cap-and-Trade dollars to work reducing greenhouse gas emissions, strengthening the economy, and improving public health and the environment, particularly in disadvantaged communities and low-income communities and households, collectively referred to as priority populations.



\$116.0 million

Cap-and-Trade funds implemented within the District through November 30, 2022



311,170

MTCO₂e reductions estimated over project lifetimes



98%

of total funds invested within the District benefiting priority populations



172

tons of criteria air pollutant reductions estimated over project lifetimes



2,092

projects, rebates, and vouchers implemented within the District

Statewide Co-Benefits



improved
air quality



reduced
water use



enhanced
ecosystems



employment &
economic development



greater transit
accessibility



dollar
savings

Some projects are not located at a single address, and therefore could be attributable to multiple legislative districts. For projects that physically cross multiple legislative districts (e.g., transit projects), the entire project funding and other benefits are attributed to all relevant districts. For projects that report at the census tract level (e.g., vouchers, rebates, and household installations), the entire project funding and other benefits are attributed to a single district, determined by which district includes the majority of the census tract.



INVESTMENT HIGHLIGHTS ASSEMBLY DISTRICT 80

Cap-and-Trade Dollars at Work Across California

California Climate Investments is a statewide program that puts billions of Cap-and-Trade dollars to work reducing greenhouse gas emissions, strengthening the economy, and improving public health and the environment, particularly in disadvantaged communities and low-income communities and households, collectively referred to as priority populations.



\$170.2 million

Cap-and-Trade funds implemented within the District through November 30, 2022



469,093

MTCO₂e reductions estimated over project lifetimes



96%

of total funds invested within the District benefiting priority populations



472

tons of criteria air pollutant reductions estimated over project lifetimes



3,700

projects, rebates, and vouchers implemented within the District

Statewide Co-Benefits



improved
air quality



reduced
water use



enhanced
ecosystems



employment &
economic development



greater transit
accessibility



dollar
savings

Some projects are not located at a single address, and therefore could be attributable to multiple legislative districts. For projects that physically cross multiple legislative districts (e.g., transit projects), the entire project funding and other benefits are attributed to all relevant districts. For projects that report at the census tract level (e.g., vouchers, rebates, and household installations), the entire project funding and other benefits are attributed to a single district, determined by which district includes the majority of the census tract.