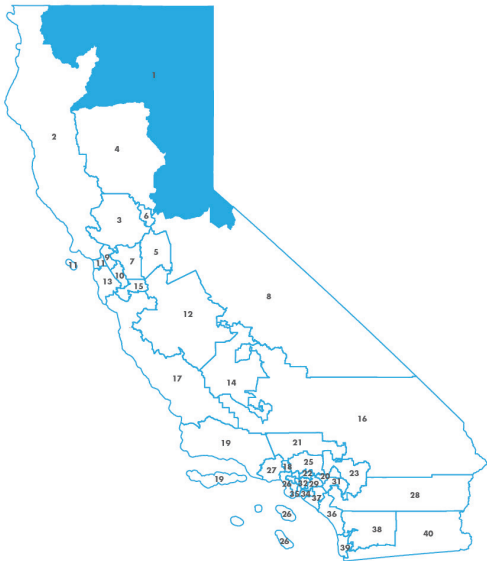




# SENATE DISTRICT 1 SNAPSHOT

## Cap-and-Trade Dollars at Work Across California

California Climate Investments is a statewide program that puts billions of Cap-and-Trade dollars to work reducing greenhouse gas emissions, strengthening the economy, and improving public health and the environment, particularly in disadvantaged communities and low-income communities and households, collectively referred to as priority populations.



For an interactive map of investments statewide, visit [caclimateinvestments.ca.gov](http://caclimateinvestments.ca.gov).



**\$456.1 million**

Cap-and-Trade dollars implemented within the District through November 30, 2021



**45%**

of total funds invested within the District benefiting priority populations



**8,231**

projects, rebates, and vouchers implemented within the District



**14,002,655**

MTCO<sub>2</sub>e estimated over reduction timeframe

### Statewide Co-Benefits



improved air quality



reduced water use



enhanced ecosystems



employment & economic development



greater transit accessibility



dollar savings

Some projects are not located at a single address, and therefore could be attributable to multiple legislative districts. For projects that physically cross multiple legislative districts (e.g., transit projects), the entire project funding and other benefits are attributed to all relevant districts. For projects that report at the census tract level (e.g., vouchers, rebates, and household installations), the entire project funding and other benefits are attributed to a single district, determined by which district includes the majority of the census tract.



# SENATE DISTRICT 2 SNAPSHOT

## Cap-and-Trade Dollars at Work Across California

California Climate Investments is a statewide program that puts billions of Cap-and-Trade dollars to work reducing greenhouse gas emissions, strengthening the economy, and improving public health and the environment, particularly in disadvantaged communities and low-income communities and households, collectively referred to as priority populations.



For an interactive map of investments statewide, visit [caclimateinvestments.ca.gov](http://caclimateinvestments.ca.gov).



**\$258.4 million**

Cap-and-Trade dollars implemented within the District through November 30, 2021



**58%**

of total funds invested within the District benefiting priority populations



**13,241**

projects, rebates, and vouchers implemented within the District



**4,144,006**

MTCO<sub>2</sub>e estimated over reduction timeframe

### Statewide Co-Benefits



improved air quality



reduced water use



enhanced ecosystems



employment & economic development



greater transit accessibility



dollar savings

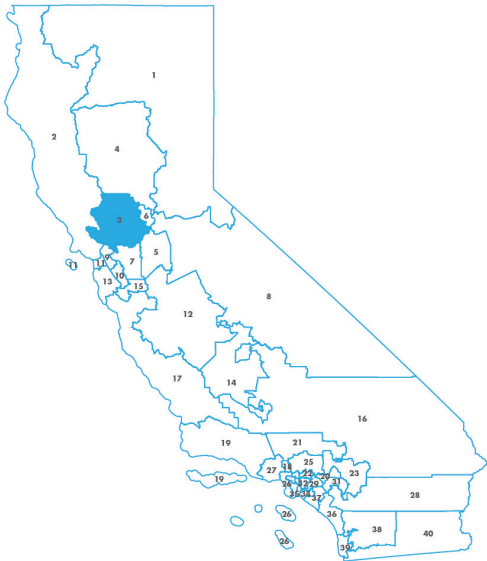
Some projects are not located at a single address, and therefore could be attributable to multiple legislative districts. For projects that physically cross multiple legislative districts (e.g., transit projects), the entire project funding and other benefits are attributed to all relevant districts. For projects that report at the census tract level (e.g., vouchers, rebates, and household installations), the entire project funding and other benefits are attributed to a single district, determined by which district includes the majority of the census tract.



# SENATE DISTRICT 3 SNAPSHOT

## Cap-and-Trade Dollars at Work Across California

California Climate Investments is a statewide program that puts billions of Cap-and-Trade dollars to work reducing greenhouse gas emissions, strengthening the economy, and improving public health and the environment, particularly in disadvantaged communities and low-income communities and households, collectively referred to as priority populations.



For an interactive map of investments statewide, visit [caclimateinvestments.ca.gov](http://caclimateinvestments.ca.gov).



**\$226.1 million**

Cap-and-Trade dollars implemented within the District through November 30, 2021



**50%**

of total funds invested within the District benefiting priority populations



**9,027**

projects, rebates, and vouchers implemented within the District



**2,691,560**

MTCO<sub>2</sub>e estimated over reduction timeframe

### Statewide Co-Benefits



improved air quality



reduced water use



enhanced ecosystems



employment & economic development



greater transit accessibility



dollar savings

Some projects are not located at a single address, and therefore could be attributable to multiple legislative districts. For projects that physically cross multiple legislative districts (e.g., transit projects), the entire project funding and other benefits are attributed to all relevant districts. For projects that report at the census tract level (e.g., vouchers, rebates, and household installations), the entire project funding and other benefits are attributed to a single district, determined by which district includes the majority of the census tract.



# SENATE DISTRICT 4 SNAPSHOT

## Cap-and-Trade Dollars at Work Across California

California Climate Investments is a statewide program that puts billions of Cap-and-Trade dollars to work reducing greenhouse gas emissions, strengthening the economy, and improving public health and the environment, particularly in disadvantaged communities and low-income communities and households, collectively referred to as priority populations.



**\$206.5 million**

Cap-and-Trade dollars implemented within the District through November 30, 2021



**56%**

of total funds invested within the District benefiting priority populations



**5,453**

projects, rebates, and vouchers implemented within the District



**1,386,946**

MTCO<sub>2</sub>e estimated over reduction timeframe

For an interactive map of investments statewide, visit [caclimateinvestments.ca.gov](http://caclimateinvestments.ca.gov).

### Statewide Co-Benefits



improved air quality



reduced water use



enhanced ecosystems



employment & economic development



greater transit accessibility



dollar savings

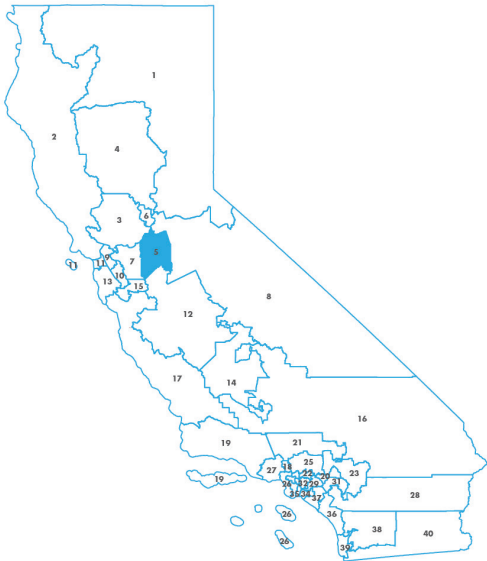
Some projects are not located at a single address, and therefore could be attributable to multiple legislative districts. For projects that physically cross multiple legislative districts (e.g., transit projects), the entire project funding and other benefits are attributed to all relevant districts. For projects that report at the census tract level (e.g., vouchers, rebates, and household installations), the entire project funding and other benefits are attributed to a single district, determined by which district includes the majority of the census tract.



# SENATE DISTRICT 5 SNAPSHOT

## Cap-and-Trade Dollars at Work Across California

California Climate Investments is a statewide program that puts billions of Cap-and-Trade dollars to work reducing greenhouse gas emissions, strengthening the economy, and improving public health and the environment, particularly in disadvantaged communities and low-income communities and households, collectively referred to as priority populations.



For an interactive map of investments statewide, visit [caclimateinvestments.ca.gov](http://caclimateinvestments.ca.gov).



**\$310.8 million**

Cap-and-Trade dollars implemented within the District through November 30, 2021



**86%**

of total funds invested within the District benefiting priority populations



**8,751**

projects, rebates, and vouchers implemented within the District



**1,468,204**

MTCO<sub>2</sub>e estimated over reduction timeframe

### Statewide Co-Benefits



improved air quality



reduced water use



enhanced ecosystems



employment & economic development



greater transit accessibility



dollar savings

Some projects are not located at a single address, and therefore could be attributable to multiple legislative districts. For projects that physically cross multiple legislative districts (e.g., transit projects), the entire project funding and other benefits are attributed to all relevant districts. For projects that report at the census tract level (e.g., vouchers, rebates, and household installations), the entire project funding and other benefits are attributed to a single district, determined by which district includes the majority of the census tract.



# SENATE DISTRICT 6 SNAPSHOT

## Cap-and-Trade Dollars at Work Across California

California Climate Investments is a statewide program that puts billions of Cap-and-Trade dollars to work reducing greenhouse gas emissions, strengthening the economy, and improving public health and the environment, particularly in disadvantaged communities and low-income communities and households, collectively referred to as priority populations.



For an interactive map of investments statewide, visit [caclimateinvestments.ca.gov](http://caclimateinvestments.ca.gov).



**\$387.2 million**

Cap-and-Trade dollars implemented within the District through November 30, 2021



**84%**

of total funds invested within the District benefiting priority populations



**16,564**

projects, rebates, and vouchers implemented within the District



**981,809**

MTCO<sub>2</sub>e estimated over reduction timeframe

### Statewide Co-Benefits



improved air quality



reduced water use



enhanced ecosystems



employment & economic development



greater transit accessibility



dollar savings

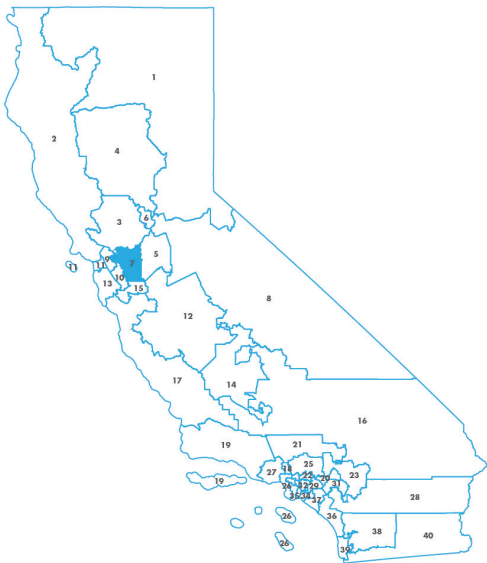
Some projects are not located at a single address, and therefore could be attributable to multiple legislative districts. For projects that physically cross multiple legislative districts (e.g., transit projects), the entire project funding and other benefits are attributed to all relevant districts. For projects that report at the census tract level (e.g., vouchers, rebates, and household installations), the entire project funding and other benefits are attributed to a single district, determined by which district includes the majority of the census tract.



# SENATE DISTRICT 7 SNAPSHOT

## Cap-and-Trade Dollars at Work Across California

California Climate Investments is a statewide program that puts billions of Cap-and-Trade dollars to work reducing greenhouse gas emissions, strengthening the economy, and improving public health and the environment, particularly in disadvantaged communities and low-income communities and households, collectively referred to as priority populations.



For an interactive map of investments statewide, visit [caclimateinvestments.ca.gov](http://caclimateinvestments.ca.gov).



**\$159.0 million**

Cap-and-Trade dollars implemented within the District through November 30, 2021



**54%**

of total funds invested within the District benefiting priority populations



**18,626**

projects, rebates, and vouchers implemented within the District



**721,386**

MTCO<sub>2</sub>e estimated over reduction timeframe

### Statewide Co-Benefits



improved air quality



reduced water use



enhanced ecosystems



employment & economic development



greater transit accessibility



dollar savings

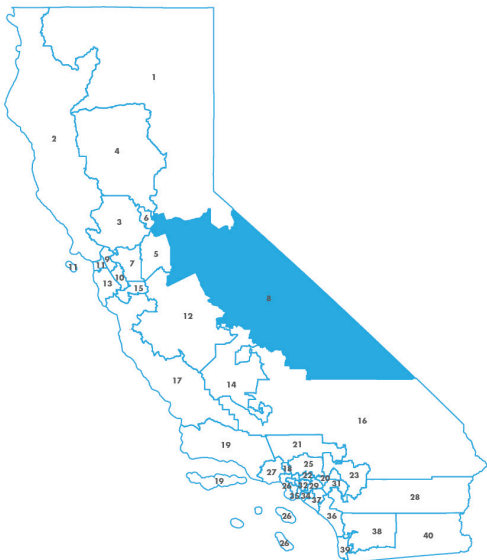
Some projects are not located at a single address, and therefore could be attributable to multiple legislative districts. For projects that physically cross multiple legislative districts (e.g., transit projects), the entire project funding and other benefits are attributed to all relevant districts. For projects that report at the census tract level (e.g., vouchers, rebates, and household installations), the entire project funding and other benefits are attributed to a single district, determined by which district includes the majority of the census tract.



# SENATE DISTRICT 8 SNAPSHOT

## Cap-and-Trade Dollars at Work Across California

California Climate Investments is a statewide program that puts billions of Cap-and-Trade dollars to work reducing greenhouse gas emissions, strengthening the economy, and improving public health and the environment, particularly in disadvantaged communities and low-income communities and households, collectively referred to as priority populations.



**\$429.1 million**

Cap-and-Trade dollars implemented within the District through November 30, 2021



**57%**

of total funds invested within the District benefiting priority populations



**12,597**

projects, rebates, and vouchers implemented within the District



**153,409,105**

MTCO<sub>2e</sub> estimated over reduction timeframe

For an interactive map of investments statewide, visit [caclimateinvestments.ca.gov](http://caclimateinvestments.ca.gov).



**\$2.98 billion for High-Speed Rail**

### Statewide Co-Benefits



improved air quality



reduced water use



enhanced ecosystems



employment & economic development



greater transit accessibility



dollar savings

Some projects are not located at a single address, and therefore could be attributable to multiple legislative districts. For projects that physically cross multiple legislative districts (e.g., transit projects), the entire project funding and other benefits are attributed to all relevant districts. For projects that report at the census tract level (e.g., vouchers, rebates, and household installations), the entire project funding and other benefits are attributed to a single district, determined by which district includes the majority of the census tract.

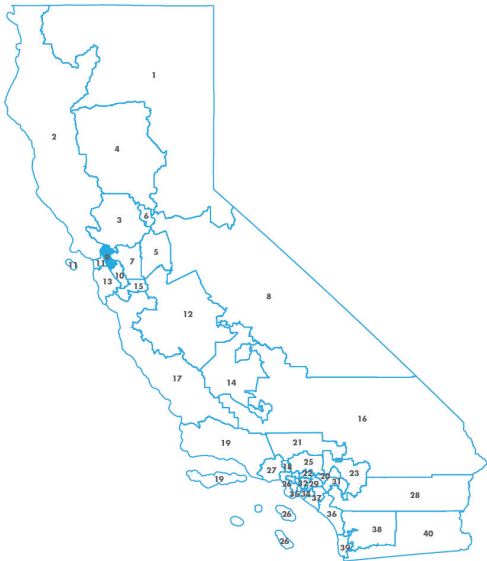




# SENATE DISTRICT 9 SNAPSHOT

## Cap-and-Trade Dollars at Work Across California

California Climate Investments is a statewide program that puts billions of Cap-and-Trade dollars to work reducing greenhouse gas emissions, strengthening the economy, and improving public health and the environment, particularly in disadvantaged communities and low-income communities and households, collectively referred to as priority populations.



For an interactive map of investments statewide, visit [caclimateinvestments.ca.gov](http://caclimateinvestments.ca.gov).



**\$539.5 million**

Cap-and-Trade dollars implemented within the District through November 30, 2021



**88%**

of total funds invested within the District benefiting priority populations



**17,228**

projects, rebates, and vouchers implemented within the District



**2,491,171**

MTCO<sub>2</sub>e estimated over reduction timeframe

### Statewide Co-Benefits



improved air quality



reduced water use



enhanced ecosystems



employment & economic development



greater transit accessibility



dollar savings

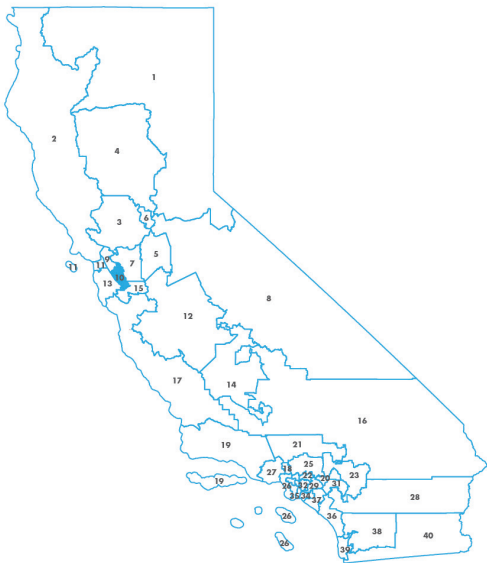
Some projects are not located at a single address, and therefore could be attributable to multiple legislative districts. For projects that physically cross multiple legislative districts (e.g., transit projects), the entire project funding and other benefits are attributed to all relevant districts. For projects that report at the census tract level (e.g., vouchers, rebates, and household installations), the entire project funding and other benefits are attributed to a single district, determined by which district includes the majority of the census tract.



# SENATE DISTRICT 10 SNAPSHOT

## Cap-and-Trade Dollars at Work Across California

California Climate Investments is a statewide program that puts billions of Cap-and-Trade dollars to work reducing greenhouse gas emissions, strengthening the economy, and improving public health and the environment, particularly in disadvantaged communities and low-income communities and households, collectively referred to as priority populations.



For an interactive map of investments statewide, visit [caclimateinvestments.ca.gov](http://caclimateinvestments.ca.gov).



**\$175.9 million**

Cap-and-Trade dollars implemented within the District through November 30, 2021



**65%**

of total funds invested within the District benefiting priority populations



**30,012**

projects, rebates, and vouchers implemented within the District



**3,848,564**

MTCO<sub>2e</sub> estimated over reduction timeframe



### High-Speed Rail

High-Speed Rail is also using Cap-and-Trade dollars to electrify Caltrain from San Francisco to San Jose (SD 10, SD 11, SD 13, and SD 15)

### Statewide Co-Benefits



improved air quality



reduced water use



enhanced ecosystems



employment & economic development



greater transit accessibility



dollar savings

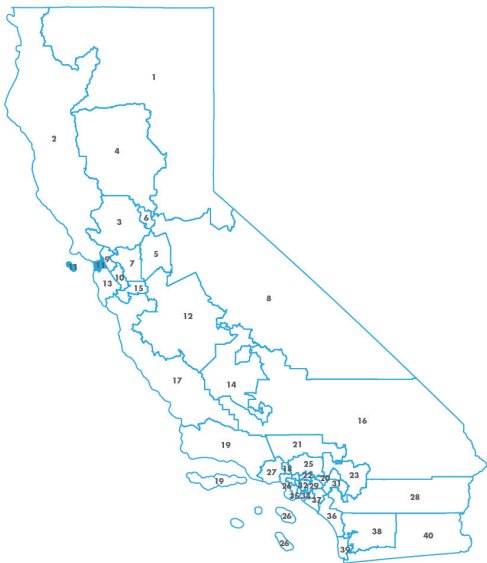
Some projects are not located at a single address, and therefore could be attributable to multiple legislative districts. For projects that physically cross multiple legislative districts (e.g., transit projects), the entire project funding and other benefits are attributed to all relevant districts. For projects that report at the census tract level (e.g., vouchers, rebates, and household installations), the entire project funding and other benefits are attributed to a single district, determined by which district includes the majority of the census tract.



# SENATE DISTRICT 11 SNAPSHOT

## Cap-and-Trade Dollars at Work Across California

California Climate Investments is a statewide program that puts billions of Cap-and-Trade dollars to work reducing greenhouse gas emissions, strengthening the economy, and improving public health and the environment, particularly in disadvantaged communities and low-income communities and households, collectively referred to as priority populations.



For an interactive map of investments statewide, visit [caclimateinvestments.ca.gov](http://caclimateinvestments.ca.gov).



**\$412.0 million**

Cap-and-Trade dollars implemented within the District through November 30, 2021



**84%**

of total funds invested within the District benefiting priority populations



**12,479**

projects, rebates, and vouchers implemented within the District



**4,595,893**

MTCO<sub>2e</sub> estimated over reduction timeframe



### High-Speed Rail

High-Speed Rail is also using Cap-and-Trade dollars to electrify Caltrain from San Francisco to San Jose (SD 10, SD 11, SD 13, and SD 15)

### Statewide Co-Benefits



improved air quality



reduced water use



enhanced ecosystems



employment & economic development



greater transit accessibility



dollar savings

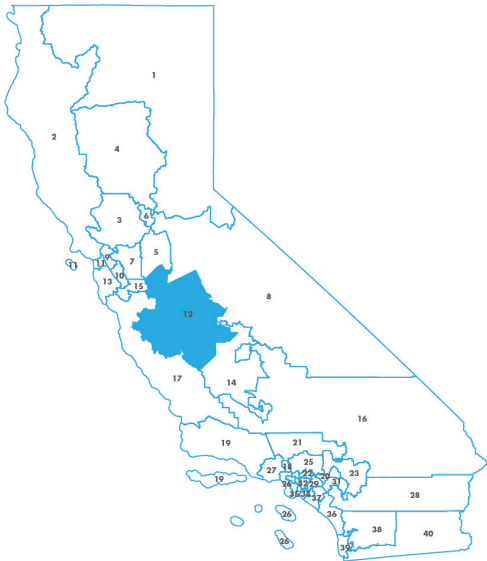
Some projects are not located at a single address, and therefore could be attributable to multiple legislative districts. For projects that physically cross multiple legislative districts (e.g., transit projects), the entire project funding and other benefits are attributed to all relevant districts. For projects that report at the census tract level (e.g., vouchers, rebates, and household installations), the entire project funding and other benefits are attributed to a single district, determined by which district includes the majority of the census tract.



# SENATE DISTRICT 12 SNAPSHOT

## Cap-and-Trade Dollars at Work Across California

California Climate Investments is a statewide program that puts billions of Cap-and-Trade dollars to work reducing greenhouse gas emissions, strengthening the economy, and improving public health and the environment, particularly in disadvantaged communities and low-income communities and households, collectively referred to as priority populations.



**\$490.5 million**

Cap-and-Trade dollars implemented within the District through November 30, 2021



**83%**

of total funds invested within the District benefiting priority populations



**35,894**

projects, rebates, and vouchers implemented within the District



**155,968,696**

MTCO<sub>2</sub>e estimated over reduction timeframe

For an interactive map of investments statewide, visit [caclimateinvestments.ca.gov](http://caclimateinvestments.ca.gov).



**\$2.98 billion for High-Speed Rail**

### Statewide Co-Benefits



improved air quality



reduced water use



enhanced ecosystems



employment & economic development



greater transit accessibility



dollar savings

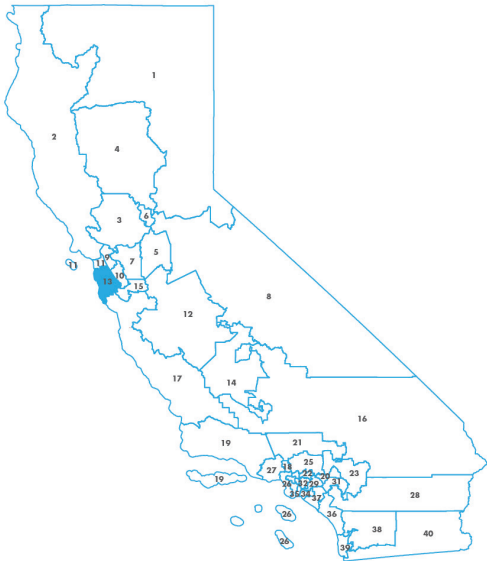
Some projects are not located at a single address, and therefore could be attributable to multiple legislative districts. For projects that physically cross multiple legislative districts (e.g., transit projects), the entire project funding and other benefits are attributed to all relevant districts. For projects that report at the census tract level (e.g., vouchers, rebates, and household installations), the entire project funding and other benefits are attributed to a single district, determined by which district includes the majority of the census tract.



# SENATE DISTRICT 13 SNAPSHOT

## Cap-and-Trade Dollars at Work Across California

California Climate Investments is a statewide program that puts billions of Cap-and-Trade dollars to work reducing greenhouse gas emissions, strengthening the economy, and improving public health and the environment, particularly in disadvantaged communities and low-income communities and households, collectively referred to as priority populations.



For an interactive map of investments statewide, visit [caclimateinvestments.ca.gov](http://caclimateinvestments.ca.gov).



**\$209.8 million**

Cap-and-Trade dollars implemented within the District through November 30, 2021



**68%**

of total funds invested within the District benefiting priority populations



**24,034**

projects, rebates, and vouchers implemented within the District



**2,799,797**

MTCO<sub>2e</sub> estimated over reduction timeframe



### High-Speed Rail

High-Speed Rail is also using Cap-and-Trade dollars to electrify Caltrain from San Francisco to San Jose (SD 10, SD 11, SD 13, and SD 15) and for grade separation in San Mateo

### Statewide Co-Benefits



improved air quality



reduced water use



enhanced ecosystems



employment & economic development



greater transit accessibility



dollar savings

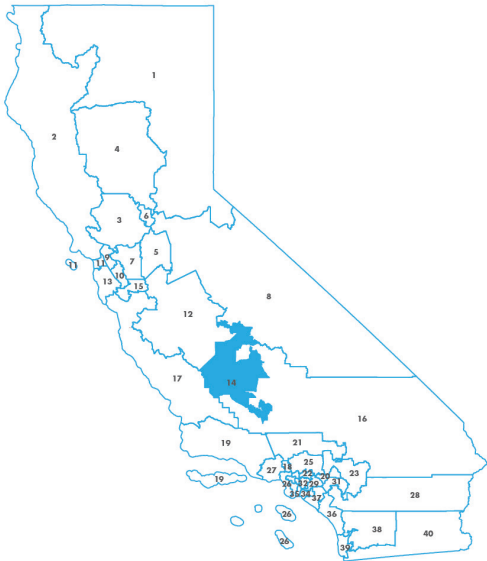
Some projects are not located at a single address, and therefore could be attributable to multiple legislative districts. For projects that physically cross multiple legislative districts (e.g., transit projects), the entire project funding and other benefits are attributed to all relevant districts. For projects that report at the census tract level (e.g., vouchers, rebates, and household installations), the entire project funding and other benefits are attributed to a single district, determined by which district includes the majority of the census tract.



# SENATE DISTRICT 14 SNAPSHOT

## Cap-and-Trade Dollars at Work Across California

California Climate Investments is a statewide program that puts billions of Cap-and-Trade dollars to work reducing greenhouse gas emissions, strengthening the economy, and improving public health and the environment, particularly in disadvantaged communities and low-income communities and households, collectively referred to as priority populations.



**\$564.6 million**

Cap-and-Trade dollars implemented within the District through November 30, 2021



**85%**

of total funds invested within the District benefiting priority populations



**13,890**

projects, rebates, and vouchers implemented within the District



**161,922,579**

MTCO<sub>2e</sub> estimated over reduction timeframe

For an interactive map of investments statewide, visit [caclimateinvestments.ca.gov](http://caclimateinvestments.ca.gov).



**\$2.98 billion for High-Speed Rail**

### Statewide Co-Benefits



improved air quality



reduced water use



enhanced ecosystems



employment & economic development



greater transit accessibility



dollar savings

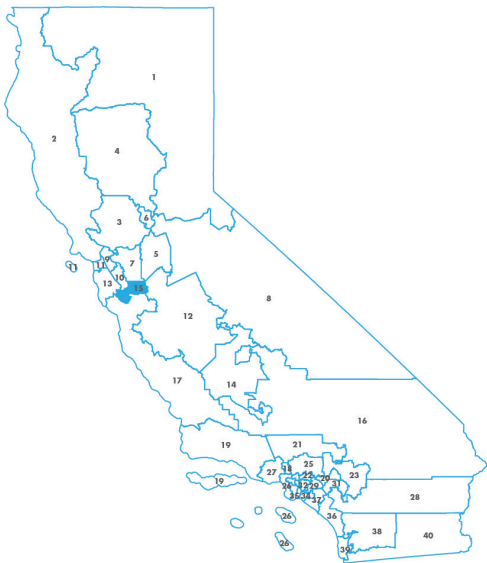
Some projects are not located at a single address, and therefore could be attributable to multiple legislative districts. For projects that physically cross multiple legislative districts (e.g., transit projects), the entire project funding and other benefits are attributed to all relevant districts. For projects that report at the census tract level (e.g., vouchers, rebates, and household installations), the entire project funding and other benefits are attributed to a single district, determined by which district includes the majority of the census tract.



# SENATE DISTRICT 15 SNAPSHOT

## Cap-and-Trade Dollars at Work Across California

California Climate Investments is a statewide program that puts billions of Cap-and-Trade dollars to work reducing greenhouse gas emissions, strengthening the economy, and improving public health and the environment, particularly in disadvantaged communities and low-income communities and households, collectively referred to as priority populations.



For an interactive map of investments statewide, visit [caclimateinvestments.ca.gov](http://caclimateinvestments.ca.gov).



**\$207.6 million**

Cap-and-Trade dollars implemented within the District through November 30, 2021



**62%**

of total funds invested within the District benefiting priority populations



**31,918**

projects, rebates, and vouchers implemented within the District



**3,585,203**

MTCO<sub>2e</sub> estimated over reduction timeframe



### High-Speed Rail

High-Speed Rail is also using Cap-and-Trade dollars to electrify Caltrain from San Francisco to San Jose (SD 10, SD 11, SD 13, and SD 15)

### Statewide Co-Benefits



improved air quality



reduced water use



enhanced ecosystems



employment & economic development



greater transit accessibility



dollar savings

Some projects are not located at a single address, and therefore could be attributable to multiple legislative districts. For projects that physically cross multiple legislative districts (e.g., transit projects), the entire project funding and other benefits are attributed to all relevant districts. For projects that report at the census tract level (e.g., vouchers, rebates, and household installations), the entire project funding and other benefits are attributed to a single district, determined by which district includes the majority of the census tract.



# SENATE DISTRICT 16 SNAPSHOT

## Cap-and-Trade Dollars at Work Across California

California Climate Investments is a statewide program that puts billions of Cap-and-Trade dollars to work reducing greenhouse gas emissions, strengthening the economy, and improving public health and the environment, particularly in disadvantaged communities and low-income communities and households, collectively referred to as priority populations.



For an interactive map of investments statewide, visit [caclimateinvestments.ca.gov](http://caclimateinvestments.ca.gov).



**\$240.7 million**

Cap-and-Trade dollars implemented within the District through November 30, 2021



**76%**

of total funds invested within the District benefiting priority populations



**8,921**

projects, rebates, and vouchers implemented within the District



**3,850,412**

MTCO<sub>2</sub>e estimated over reduction timeframe

### Statewide Co-Benefits



improved air quality



reduced water use



enhanced ecosystems



employment & economic development



greater transit accessibility



dollar savings

Some projects are not located at a single address, and therefore could be attributable to multiple legislative districts. For projects that physically cross multiple legislative districts (e.g., transit projects), the entire project funding and other benefits are attributed to all relevant districts. For projects that report at the census tract level (e.g., vouchers, rebates, and household installations), the entire project funding and other benefits are attributed to a single district, determined by which district includes the majority of the census tract.

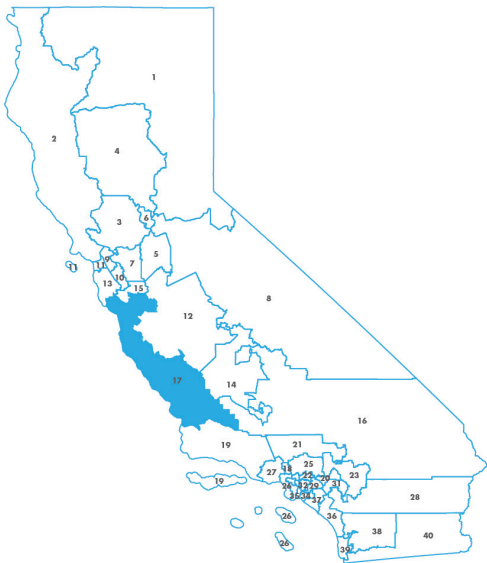




# SENATE DISTRICT 17 SNAPSHOT

## Cap-and-Trade Dollars at Work Across California

California Climate Investments is a statewide program that puts billions of Cap-and-Trade dollars to work reducing greenhouse gas emissions, strengthening the economy, and improving public health and the environment, particularly in disadvantaged communities and low-income communities and households, collectively referred to as priority populations.



For an interactive map of investments statewide, visit [caclimateinvestments.ca.gov](http://caclimateinvestments.ca.gov).



**\$191.4 million**

Cap-and-Trade dollars implemented within the District through November 30, 2021



**52%**

of total funds invested within the District benefiting priority populations



**16,067**

projects, rebates, and vouchers implemented within the District



**3,098,406**

MTCO<sub>2</sub>e estimated over reduction timeframe

### Statewide Co-Benefits



improved air quality



reduced water use



enhanced ecosystems



employment & economic development



greater transit accessibility



dollar savings

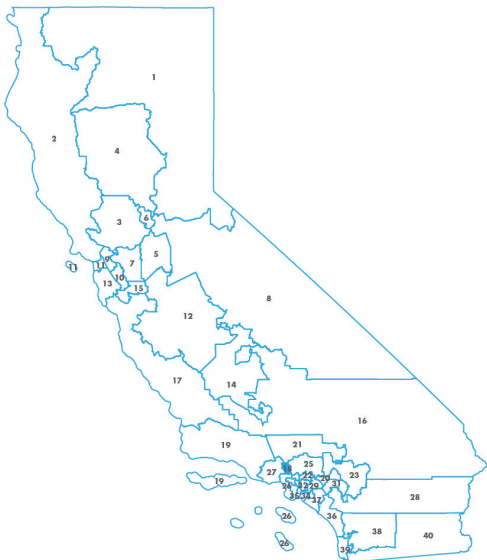
Some projects are not located at a single address, and therefore could be attributable to multiple legislative districts. For projects that physically cross multiple legislative districts (e.g., transit projects), the entire project funding and other benefits are attributed to all relevant districts. For projects that report at the census tract level (e.g., vouchers, rebates, and household installations), the entire project funding and other benefits are attributed to a single district, determined by which district includes the majority of the census tract.



# SENATE DISTRICT 18 SNAPSHOT

## Cap-and-Trade Dollars at Work Across California

California Climate Investments is a statewide program that puts billions of Cap-and-Trade dollars to work reducing greenhouse gas emissions, strengthening the economy, and improving public health and the environment, particularly in disadvantaged communities and low-income communities and households, collectively referred to as priority populations.



For an interactive map of investments statewide, visit [caclimateinvestments.ca.gov](http://caclimateinvestments.ca.gov).



**\$201.6 million**

Cap-and-Trade dollars implemented within the District through November 30, 2021



**95%**

of total funds invested within the District benefiting priority populations



**9,944**

projects, rebates, and vouchers implemented within the District



**1,053,083**

MTCO<sub>2</sub>e estimated over reduction timeframe

### Statewide Co-Benefits



improved air quality



reduced water use



enhanced ecosystems



employment & economic development



greater transit accessibility



dollar savings

Some projects are not located at a single address, and therefore could be attributable to multiple legislative districts. For projects that physically cross multiple legislative districts (e.g., transit projects), the entire project funding and other benefits are attributed to all relevant districts. For projects that report at the census tract level (e.g., vouchers, rebates, and household installations), the entire project funding and other benefits are attributed to a single district, determined by which district includes the majority of the census tract.



# SENATE DISTRICT 19 SNAPSHOT

## Cap-and-Trade Dollars at Work Across California

California Climate Investments is a statewide program that puts billions of Cap-and-Trade dollars to work reducing greenhouse gas emissions, strengthening the economy, and improving public health and the environment, particularly in disadvantaged communities and low-income communities and households, collectively referred to as priority populations.



For an interactive map of investments statewide, visit [caclimateinvestments.ca.gov](http://caclimateinvestments.ca.gov).



**\$166.0 million**

Cap-and-Trade dollars implemented within the District through November 30, 2021



**76%**

of total funds invested within the District benefiting priority populations



**6,784**

projects, rebates, and vouchers implemented within the District



**741,842**

MTCO<sub>2</sub>e estimated over reduction timeframe

### Statewide Co-Benefits



improved air quality



reduced water use



enhanced ecosystems



employment & economic development



greater transit accessibility



dollar savings

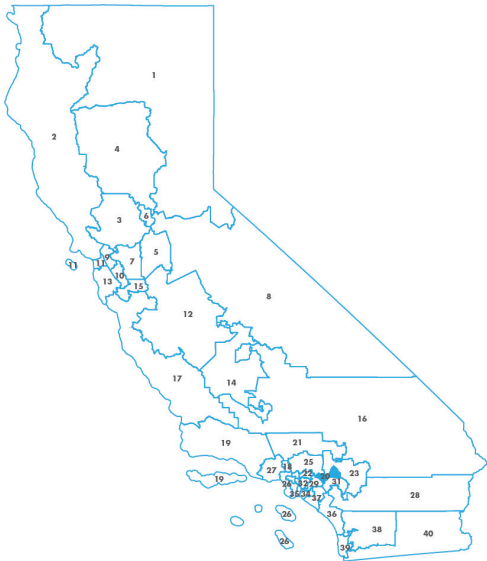
Some projects are not located at a single address, and therefore could be attributable to multiple legislative districts. For projects that physically cross multiple legislative districts (e.g., transit projects), the entire project funding and other benefits are attributed to all relevant districts. For projects that report at the census tract level (e.g., vouchers, rebates, and household installations), the entire project funding and other benefits are attributed to a single district, determined by which district includes the majority of the census tract.



# SENATE DISTRICT 20 SNAPSHOT

## Cap-and-Trade Dollars at Work Across California

California Climate Investments is a statewide program that puts billions of Cap-and-Trade dollars to work reducing greenhouse gas emissions, strengthening the economy, and improving public health and the environment, particularly in disadvantaged communities and low-income communities and households, collectively referred to as priority populations.



For an interactive map of investments statewide, visit [caclimateinvestments.ca.gov](http://caclimateinvestments.ca.gov).



**\$364.7 million**

Cap-and-Trade dollars implemented within the District through November 30, 2021



**94%**

of total funds invested within the District benefiting priority populations



**8,269**

projects, rebates, and vouchers implemented within the District



**1,384,190**

MTCO<sub>2</sub>e estimated over reduction timeframe

### Statewide Co-Benefits



improved air quality



reduced water use



enhanced ecosystems



employment & economic development



greater transit accessibility



dollar savings

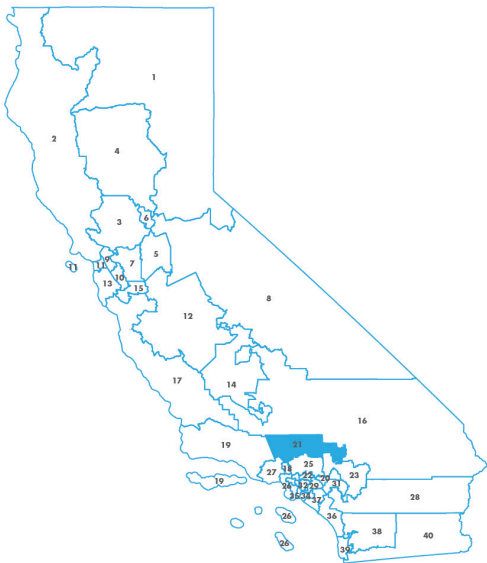
Some projects are not located at a single address, and therefore could be attributable to multiple legislative districts. For projects that physically cross multiple legislative districts (e.g., transit projects), the entire project funding and other benefits are attributed to all relevant districts. For projects that report at the census tract level (e.g., vouchers, rebates, and household installations), the entire project funding and other benefits are attributed to a single district, determined by which district includes the majority of the census tract.



# SENATE DISTRICT 21 SNAPSHOT

## Cap-and-Trade Dollars at Work Across California

California Climate Investments is a statewide program that puts billions of Cap-and-Trade dollars to work reducing greenhouse gas emissions, strengthening the economy, and improving public health and the environment, particularly in disadvantaged communities and low-income communities and households, collectively referred to as priority populations.



For an interactive map of investments statewide, visit [caclimateinvestments.ca.gov](http://caclimateinvestments.ca.gov).



**\$159.6 million**

Cap-and-Trade dollars implemented within the District through November 30, 2021



**87%**

of total funds invested within the District benefiting priority populations



**6,382**

projects, rebates, and vouchers implemented within the District



**1,216,405**

MTCO<sub>2</sub>e estimated over reduction timeframe

### Statewide Co-Benefits



improved air quality



reduced water use



enhanced ecosystems



employment & economic development



greater transit accessibility



dollar savings

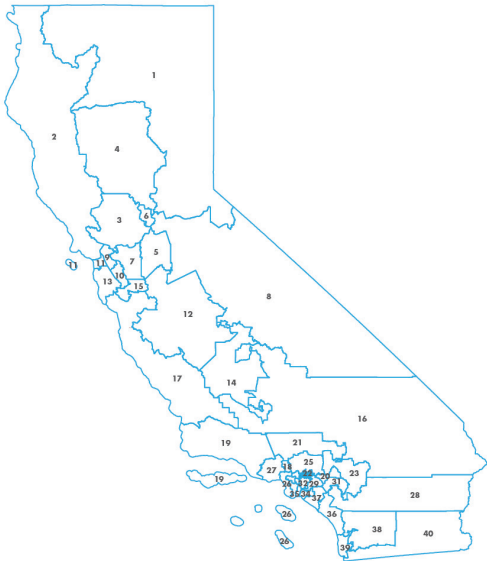
Some projects are not located at a single address, and therefore could be attributable to multiple legislative districts. For projects that physically cross multiple legislative districts (e.g., transit projects), the entire project funding and other benefits are attributed to all relevant districts. For projects that report at the census tract level (e.g., vouchers, rebates, and household installations), the entire project funding and other benefits are attributed to a single district, determined by which district includes the majority of the census tract.



# SENATE DISTRICT 22 SNAPSHOT

## Cap-and-Trade Dollars at Work Across California

California Climate Investments is a statewide program that puts billions of Cap-and-Trade dollars to work reducing greenhouse gas emissions, strengthening the economy, and improving public health and the environment, particularly in disadvantaged communities and low-income communities and households, collectively referred to as priority populations.



For an interactive map of investments statewide, visit [caclimateinvestments.ca.gov](http://caclimateinvestments.ca.gov).



**\$265.8 million**

Cap-and-Trade dollars implemented within the District through November 30, 2021



**97%**

of total funds invested within the District benefiting priority populations



**16,157**

projects, rebates, and vouchers implemented within the District



**983,053**

MTCO<sub>2</sub>e estimated over reduction timeframe

### Statewide Co-Benefits



improved air quality



reduced water use



enhanced ecosystems



employment & economic development



greater transit accessibility



dollar savings

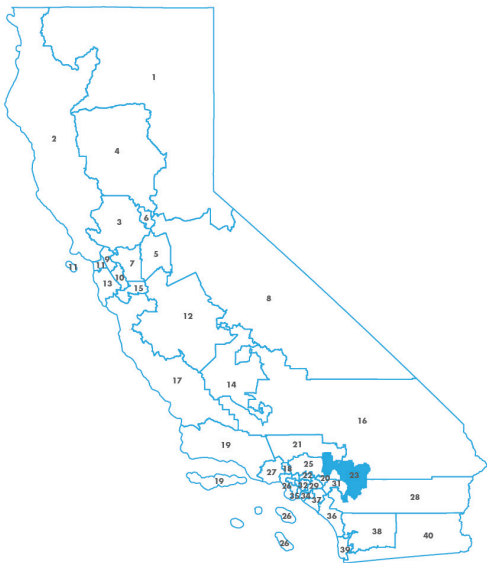
Some projects are not located at a single address, and therefore could be attributable to multiple legislative districts. For projects that physically cross multiple legislative districts (e.g., transit projects), the entire project funding and other benefits are attributed to all relevant districts. For projects that report at the census tract level (e.g., vouchers, rebates, and household installations), the entire project funding and other benefits are attributed to a single district, determined by which district includes the majority of the census tract.



# SENATE DISTRICT 23 SNAPSHOT

## Cap-and-Trade Dollars at Work Across California

California Climate Investments is a statewide program that puts billions of Cap-and-Trade dollars to work reducing greenhouse gas emissions, strengthening the economy, and improving public health and the environment, particularly in disadvantaged communities and low-income communities and households, collectively referred to as priority populations.



For an interactive map of investments statewide, visit [caclimateinvestments.ca.gov](http://caclimateinvestments.ca.gov).



**\$168.7 million**

Cap-and-Trade dollars implemented within the District through November 30, 2021



**84%**

of total funds invested within the District benefiting priority populations



**12,754**

projects, rebates, and vouchers implemented within the District



**787,999**

MTCO<sub>2</sub>e estimated over reduction timeframe

### Statewide Co-Benefits



improved air quality



reduced water use



enhanced ecosystems



employment & economic development



greater transit accessibility



dollar savings

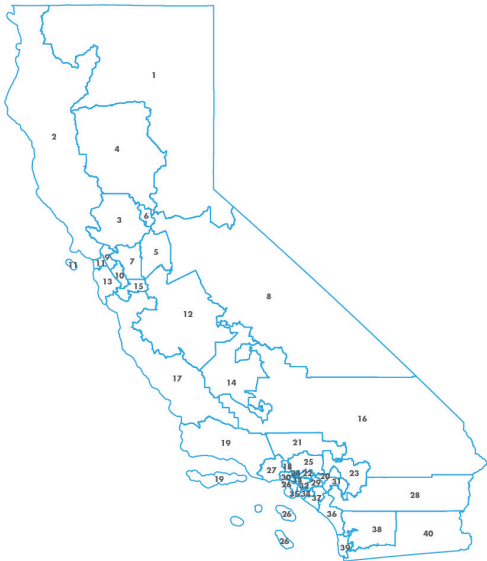
Some projects are not located at a single address, and therefore could be attributable to multiple legislative districts. For projects that physically cross multiple legislative districts (e.g., transit projects), the entire project funding and other benefits are attributed to all relevant districts. For projects that report at the census tract level (e.g., vouchers, rebates, and household installations), the entire project funding and other benefits are attributed to a single district, determined by which district includes the majority of the census tract.



# SENATE DISTRICT 24 SNAPSHOT

## Cap-and-Trade Dollars at Work Across California

California Climate Investments is a statewide program that puts billions of Cap-and-Trade dollars to work reducing greenhouse gas emissions, strengthening the economy, and improving public health and the environment, particularly in disadvantaged communities and low-income communities and households, collectively referred to as priority populations.



For an interactive map of investments statewide, visit [caclimateinvestments.ca.gov](http://caclimateinvestments.ca.gov).



**\$443.5 million**

Cap-and-Trade dollars implemented within the District through November 30, 2021



**94%**

of total funds invested within the District benefiting priority populations



**8,672**

projects, rebates, and vouchers implemented within the District



**2,234,661**

MTCO<sub>2</sub>e estimated over reduction timeframe

### Statewide Co-Benefits



improved air quality



reduced water use



enhanced ecosystems



employment & economic development



greater transit accessibility



dollar savings

Some projects are not located at a single address, and therefore could be attributable to multiple legislative districts. For projects that physically cross multiple legislative districts (e.g., transit projects), the entire project funding and other benefits are attributed to all relevant districts. For projects that report at the census tract level (e.g., vouchers, rebates, and household installations), the entire project funding and other benefits are attributed to a single district, determined by which district includes the majority of the census tract.

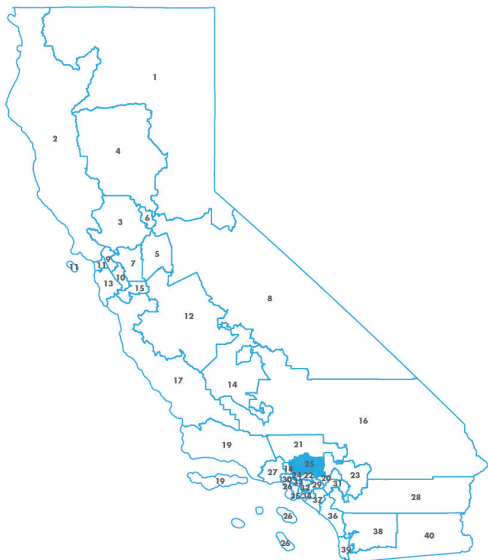




# SENATE DISTRICT 25 SNAPSHOT

## Cap-and-Trade Dollars at Work Across California

California Climate Investments is a statewide program that puts billions of Cap-and-Trade dollars to work reducing greenhouse gas emissions, strengthening the economy, and improving public health and the environment, particularly in disadvantaged communities and low-income communities and households, collectively referred to as priority populations.



For an interactive map of investments statewide, visit [caclimateinvestments.ca.gov](http://caclimateinvestments.ca.gov).



**\$216.1 million**

Cap-and-Trade dollars implemented within the District through November 30, 2021



**85%**

of total funds invested within the District benefiting priority populations



**17,255**

projects, rebates, and vouchers implemented within the District



**1,103,672**

MTCO<sub>2</sub>e estimated over reduction timeframe

### Statewide Co-Benefits



improved air quality



reduced water use



enhanced ecosystems



employment & economic development



greater transit accessibility



dollar savings

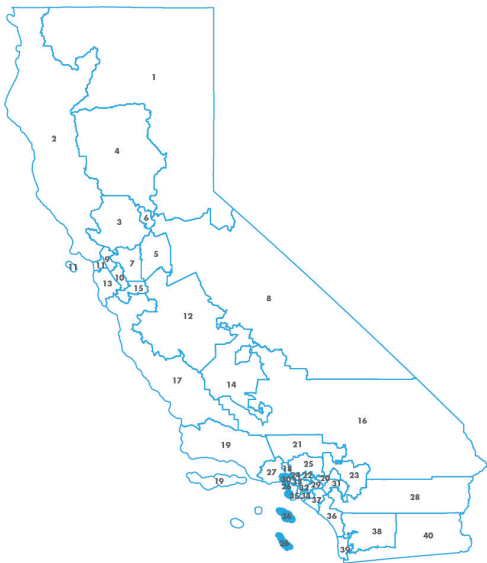
Some projects are not located at a single address, and therefore could be attributable to multiple legislative districts. For projects that physically cross multiple legislative districts (e.g., transit projects), the entire project funding and other benefits are attributed to all relevant districts. For projects that report at the census tract level (e.g., vouchers, rebates, and household installations), the entire project funding and other benefits are attributed to a single district, determined by which district includes the majority of the census tract.



# SENATE DISTRICT 26 SNAPSHOT

## Cap-and-Trade Dollars at Work Across California

California Climate Investments is a statewide program that puts billions of Cap-and-Trade dollars to work reducing greenhouse gas emissions, strengthening the economy, and improving public health and the environment, particularly in disadvantaged communities and low-income communities and households, collectively referred to as priority populations.



For an interactive map of investments statewide, visit [caclimateinvestments.ca.gov](http://caclimateinvestments.ca.gov).



**\$249.8 million**

Cap-and-Trade dollars implemented within the District through November 30, 2021



**72%**

of total funds invested within the District benefiting priority populations



**21,971**

projects, rebates, and vouchers implemented within the District



**1,400,085**

MTCO<sub>2</sub>e estimated over reduction timeframe

### Statewide Co-Benefits



improved air quality



reduced water use



enhanced ecosystems



employment & economic development



greater transit accessibility



dollar savings

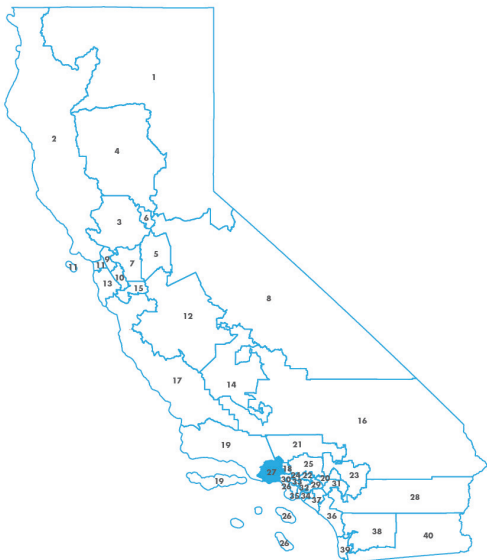
Some projects are not located at a single address, and therefore could be attributable to multiple legislative districts. For projects that physically cross multiple legislative districts (e.g., transit projects), the entire project funding and other benefits are attributed to all relevant districts. For projects that report at the census tract level (e.g., vouchers, rebates, and household installations), the entire project funding and other benefits are attributed to a single district, determined by which district includes the majority of the census tract.



# SENATE DISTRICT 27 SNAPSHOT

## Cap-and-Trade Dollars at Work Across California

California Climate Investments is a statewide program that puts billions of Cap-and-Trade dollars to work reducing greenhouse gas emissions, strengthening the economy, and improving public health and the environment, particularly in disadvantaged communities and low-income communities and households, collectively referred to as priority populations.



For an interactive map of investments statewide, visit [caclimateinvestments.ca.gov](http://caclimateinvestments.ca.gov).



**\$156.1 million**

Cap-and-Trade dollars implemented within the District through November 30, 2021



**76%**

of total funds invested within the District benefiting priority populations



**17,120**

projects, rebates, and vouchers implemented within the District



**1,035,694**

MTCO<sub>2</sub>e estimated over reduction timeframe

### Statewide Co-Benefits



improved air quality



reduced water use



enhanced ecosystems



employment & economic development



greater transit accessibility



dollar savings

Some projects are not located at a single address, and therefore could be attributable to multiple legislative districts. For projects that physically cross multiple legislative districts (e.g., transit projects), the entire project funding and other benefits are attributed to all relevant districts. For projects that report at the census tract level (e.g., vouchers, rebates, and household installations), the entire project funding and other benefits are attributed to a single district, determined by which district includes the majority of the census tract.



# SENATE DISTRICT 28 SNAPSHOT

## Cap-and-Trade Dollars at Work Across California

California Climate Investments is a statewide program that puts billions of Cap-and-Trade dollars to work reducing greenhouse gas emissions, strengthening the economy, and improving public health and the environment, particularly in disadvantaged communities and low-income communities and households, collectively referred to as priority populations.



For an interactive map of investments statewide, visit [caclimateinvestments.ca.gov](http://caclimateinvestments.ca.gov).



**\$121.8 million**

Cap-and-Trade dollars implemented within the District through November 30, 2021



**79%**

of total funds invested within the District benefiting priority populations



**17,554**

projects, rebates, and vouchers implemented within the District



**306,326**

MTCO<sub>2</sub>e estimated over reduction timeframe

### Statewide Co-Benefits



improved air quality



reduced water use



enhanced ecosystems



employment & economic development



greater transit accessibility



dollar savings

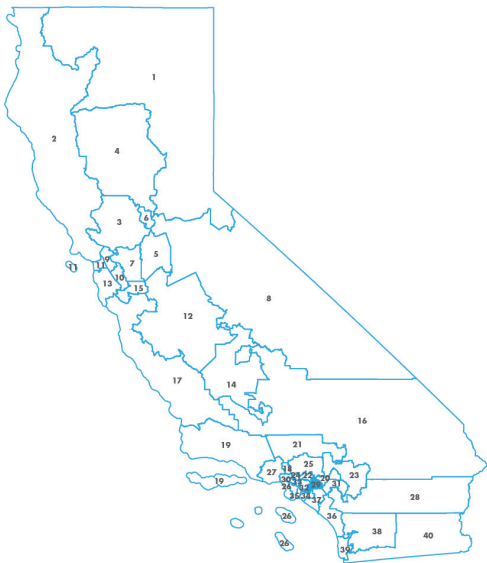
Some projects are not located at a single address, and therefore could be attributable to multiple legislative districts. For projects that physically cross multiple legislative districts (e.g., transit projects), the entire project funding and other benefits are attributed to all relevant districts. For projects that report at the census tract level (e.g., vouchers, rebates, and household installations), the entire project funding and other benefits are attributed to a single district, determined by which district includes the majority of the census tract.



# SENATE DISTRICT 29 SNAPSHOT

## Cap-and-Trade Dollars at Work Across California

California Climate Investments is a statewide program that puts billions of Cap-and-Trade dollars to work reducing greenhouse gas emissions, strengthening the economy, and improving public health and the environment, particularly in disadvantaged communities and low-income communities and households, collectively referred to as priority populations.



For an interactive map of investments statewide, visit [caclimateinvestments.ca.gov](http://caclimateinvestments.ca.gov).



**\$193.1 million**

Cap-and-Trade dollars implemented within the District through November 30, 2021



**64%**

of total funds invested within the District benefiting priority populations



**17,029**

projects, rebates, and vouchers implemented within the District



**891,571**

MTCO<sub>2</sub>e estimated over reduction timeframe

### Statewide Co-Benefits



improved air quality



reduced water use



enhanced ecosystems



employment & economic development



greater transit accessibility



dollar savings

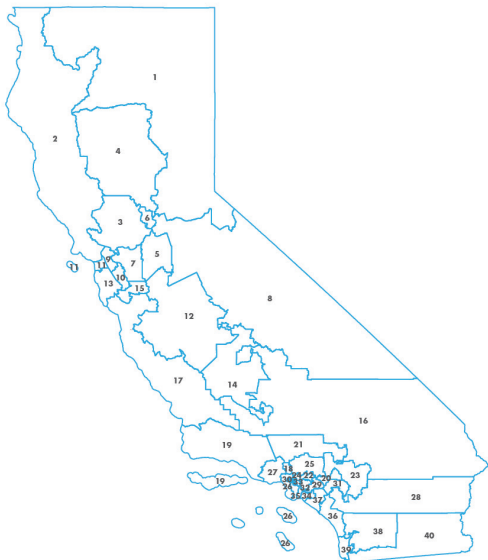
Some projects are not located at a single address, and therefore could be attributable to multiple legislative districts. For projects that physically cross multiple legislative districts (e.g., transit projects), the entire project funding and other benefits are attributed to all relevant districts. For projects that report at the census tract level (e.g., vouchers, rebates, and household installations), the entire project funding and other benefits are attributed to a single district, determined by which district includes the majority of the census tract.



# SENATE DISTRICT 30 SNAPSHOT

## Cap-and-Trade Dollars at Work Across California

California Climate Investments is a statewide program that puts billions of Cap-and-Trade dollars to work reducing greenhouse gas emissions, strengthening the economy, and improving public health and the environment, particularly in disadvantaged communities and low-income communities and households, collectively referred to as priority populations.



For an interactive map of investments statewide, visit [caclimateinvestments.ca.gov](http://caclimateinvestments.ca.gov).



**\$248.9 million**

Cap-and-Trade dollars implemented within the District through November 30, 2021



**95%**

of total funds invested within the District benefiting priority populations



**8,193**

projects, rebates, and vouchers implemented within the District



**882,887**

MTCO<sub>2</sub>e estimated over reduction timeframe

### Statewide Co-Benefits



improved air quality



reduced water use



enhanced ecosystems



employment & economic development



greater transit accessibility



dollar savings

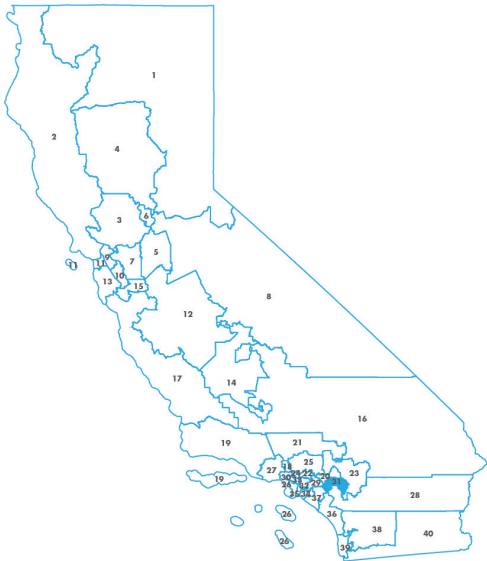
Some projects are not located at a single address, and therefore could be attributable to multiple legislative districts. For projects that physically cross multiple legislative districts (e.g., transit projects), the entire project funding and other benefits are attributed to all relevant districts. For projects that report at the census tract level (e.g., vouchers, rebates, and household installations), the entire project funding and other benefits are attributed to a single district, determined by which district includes the majority of the census tract.



# SENATE DISTRICT 31 SNAPSHOT

## Cap-and-Trade Dollars at Work Across California

California Climate Investments is a statewide program that puts billions of Cap-and-Trade dollars to work reducing greenhouse gas emissions, strengthening the economy, and improving public health and the environment, particularly in disadvantaged communities and low-income communities and households, collectively referred to as priority populations.



For an interactive map of investments statewide, visit [caclimateinvestments.ca.gov](http://caclimateinvestments.ca.gov).



**\$213.9 million**

Cap-and-Trade dollars implemented within the District through November 30, 2021



**85%**

of total funds invested within the District benefiting priority populations



**8,074**

projects, rebates, and vouchers implemented within the District



**1,121,285**

MTCO<sub>2</sub>e estimated over reduction timeframe

### Statewide Co-Benefits



improved air quality



reduced water use



enhanced ecosystems



employment & economic development



greater transit accessibility



dollar savings

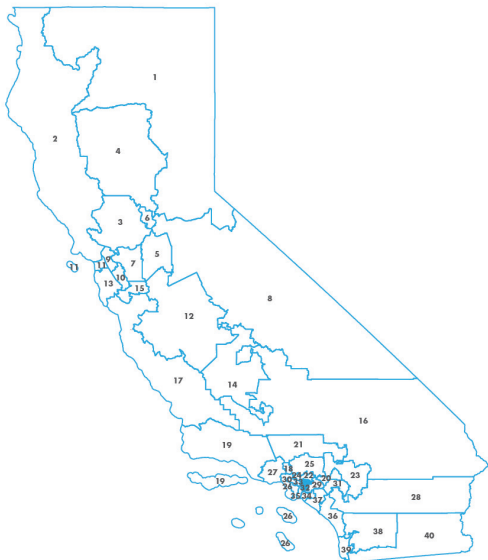
Some projects are not located at a single address, and therefore could be attributable to multiple legislative districts. For projects that physically cross multiple legislative districts (e.g., transit projects), the entire project funding and other benefits are attributed to all relevant districts. For projects that report at the census tract level (e.g., vouchers, rebates, and household installations), the entire project funding and other benefits are attributed to a single district, determined by which district includes the majority of the census tract.



# SENATE DISTRICT 32 SNAPSHOT

## Cap-and-Trade Dollars at Work Across California

California Climate Investments is a statewide program that puts billions of Cap-and-Trade dollars to work reducing greenhouse gas emissions, strengthening the economy, and improving public health and the environment, particularly in disadvantaged communities and low-income communities and households, collectively referred to as priority populations.



For an interactive map of investments statewide, visit [caclimateinvestments.ca.gov](http://caclimateinvestments.ca.gov).



**\$156.8 million**

Cap-and-Trade dollars implemented within the District through November 30, 2021



**93%**

of total funds invested within the District benefiting priority populations



**9,337**

projects, rebates, and vouchers implemented within the District



**809,867**

MTCO<sub>2</sub>e estimated over reduction timeframe

### Statewide Co-Benefits



improved air quality



reduced water use



enhanced ecosystems



employment & economic development



greater transit accessibility



dollar savings

Some projects are not located at a single address, and therefore could be attributable to multiple legislative districts. For projects that physically cross multiple legislative districts (e.g., transit projects), the entire project funding and other benefits are attributed to all relevant districts. For projects that report at the census tract level (e.g., vouchers, rebates, and household installations), the entire project funding and other benefits are attributed to a single district, determined by which district includes the majority of the census tract.

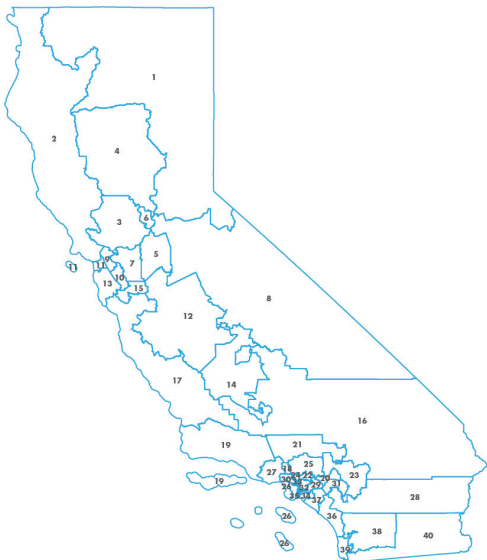




# SENATE DISTRICT 33 SNAPSHOT

## Cap-and-Trade Dollars at Work Across California

California Climate Investments is a statewide program that puts billions of Cap-and-Trade dollars to work reducing greenhouse gas emissions, strengthening the economy, and improving public health and the environment, particularly in disadvantaged communities and low-income communities and households, collectively referred to as priority populations.



For an interactive map of investments statewide, visit [caclimateinvestments.ca.gov](http://caclimateinvestments.ca.gov).



**\$383.2 million**

Cap-and-Trade dollars implemented within the District through November 30, 2021



**95%**

of total funds invested within the District benefiting priority populations



**5,606**

projects, rebates, and vouchers implemented within the District



**1,397,092**

MTCO<sub>2</sub>e estimated over reduction timeframe

### Statewide Co-Benefits



improved air quality



reduced water use



enhanced ecosystems



employment & economic development



greater transit accessibility



dollar savings

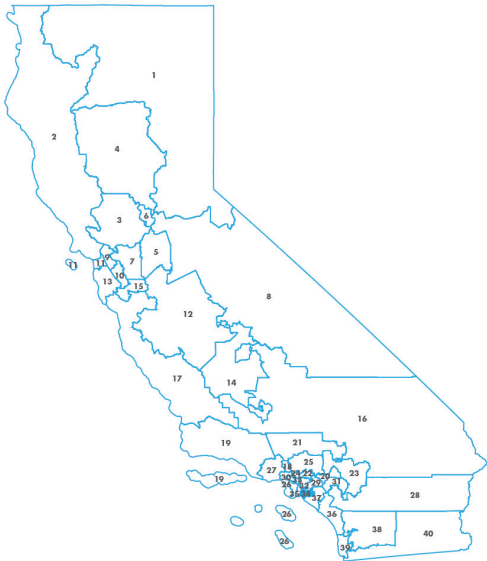
Some projects are not located at a single address, and therefore could be attributable to multiple legislative districts. For projects that physically cross multiple legislative districts (e.g., transit projects), the entire project funding and other benefits are attributed to all relevant districts. For projects that report at the census tract level (e.g., vouchers, rebates, and household installations), the entire project funding and other benefits are attributed to a single district, determined by which district includes the majority of the census tract.



# SENATE DISTRICT 34 SNAPSHOT

## Cap-and-Trade Dollars at Work Across California

California Climate Investments is a statewide program that puts billions of Cap-and-Trade dollars to work reducing greenhouse gas emissions, strengthening the economy, and improving public health and the environment, particularly in disadvantaged communities and low-income communities and households, collectively referred to as priority populations.



For an interactive map of investments statewide, visit [caclimateinvestments.ca.gov](http://caclimateinvestments.ca.gov).



**\$239.1 million**

Cap-and-Trade dollars implemented within the District through November 30, 2021



**92%**

of total funds invested within the District benefiting priority populations



**10,948**

projects, rebates, and vouchers implemented within the District



**958,882**

MTCO<sub>2</sub>e estimated over reduction timeframe

### Statewide Co-Benefits



improved air quality



reduced water use



enhanced ecosystems



employment & economic development



greater transit accessibility



dollar savings

Some projects are not located at a single address, and therefore could be attributable to multiple legislative districts. For projects that physically cross multiple legislative districts (e.g., transit projects), the entire project funding and other benefits are attributed to all relevant districts. For projects that report at the census tract level (e.g., vouchers, rebates, and household installations), the entire project funding and other benefits are attributed to a single district, determined by which district includes the majority of the census tract.

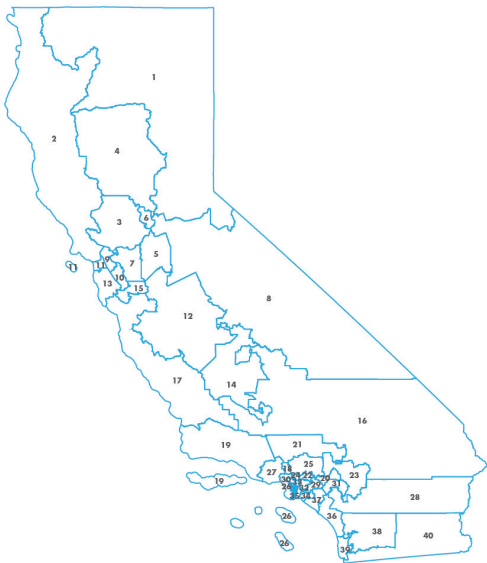


Cap and Trade  
Dollars at Work

# SENATE DISTRICT 35 SNAPSHOT

## Cap-and-Trade Dollars at Work Across California

California Climate Investments is a statewide program that puts billions of Cap-and-Trade dollars to work reducing greenhouse gas emissions, strengthening the economy, and improving public health and the environment, particularly in disadvantaged communities and low-income communities and households, collectively referred to as priority populations.



For an interactive map of investments statewide, visit [caclimateinvestments.ca.gov](http://caclimateinvestments.ca.gov).



**\$371.1 million**

Cap-and-Trade dollars implemented within the District through November 30, 2021



**97%**

of total funds invested within the District benefiting priority populations



**8,649**

projects, rebates, and vouchers implemented within the District



**1,183,402**

MTCO<sub>2</sub>e estimated over reduction timeframe

### Statewide Co-Benefits



improved  
air quality



reduced  
water use



enhanced  
ecosystems



employment &  
economic development



greater transit  
accessibility



dollar  
savings

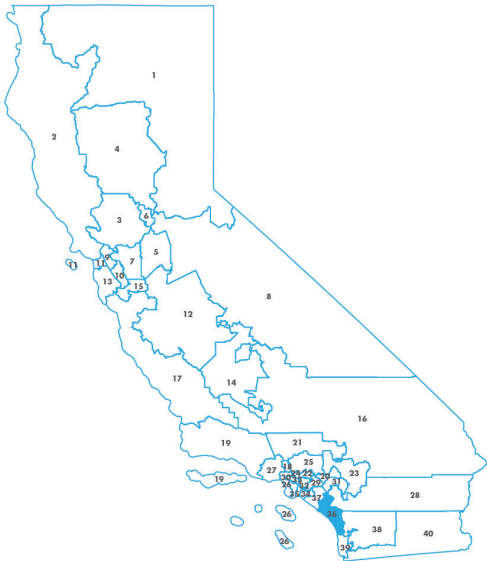
Some projects are not located at a single address, and therefore could be attributable to multiple legislative districts. For projects that physically cross multiple legislative districts (e.g., transit projects), the entire project funding and other benefits are attributed to all relevant districts. For projects that report at the census tract level (e.g., vouchers, rebates, and household installations), the entire project funding and other benefits are attributed to a single district, determined by which district includes the majority of the census tract.



# SENATE DISTRICT 36 SNAPSHOT

## Cap-and-Trade Dollars at Work Across California

California Climate Investments is a statewide program that puts billions of Cap-and-Trade dollars to work reducing greenhouse gas emissions, strengthening the economy, and improving public health and the environment, particularly in disadvantaged communities and low-income communities and households, collectively referred to as priority populations.



For an interactive map of investments statewide, visit [caclimateinvestments.ca.gov](http://caclimateinvestments.ca.gov).



**\$114.6 million**

Cap-and-Trade dollars implemented within the District through November 30, 2021



**68%**

of total funds invested within the District benefiting priority populations



**16,884**

projects, rebates, and vouchers implemented within the District



**597,182**

MTCO<sub>2</sub>e estimated over reduction timeframe

### Statewide Co-Benefits



improved air quality



reduced water use



enhanced ecosystems



employment & economic development



greater transit accessibility



dollar savings

Some projects are not located at a single address, and therefore could be attributable to multiple legislative districts. For projects that physically cross multiple legislative districts (e.g., transit projects), the entire project funding and other benefits are attributed to all relevant districts. For projects that report at the census tract level (e.g., vouchers, rebates, and household installations), the entire project funding and other benefits are attributed to a single district, determined by which district includes the majority of the census tract.



# SENATE DISTRICT 37 SNAPSHOT

## Cap-and-Trade Dollars at Work Across California

California Climate Investments is a statewide program that puts billions of Cap-and-Trade dollars to work reducing greenhouse gas emissions, strengthening the economy, and improving public health and the environment, particularly in disadvantaged communities and low-income communities and households, collectively referred to as priority populations.



For an interactive map of investments statewide, visit [caclimateinvestments.ca.gov](http://caclimateinvestments.ca.gov).



**\$195.4 million**

Cap-and-Trade dollars implemented within the District through November 30, 2021



**67%**

of total funds invested within the District benefiting priority populations



**27,129**

projects, rebates, and vouchers implemented within the District



**885,510**

MTCO<sub>2</sub>e estimated over reduction timeframe

### Statewide Co-Benefits



improved air quality



reduced water use



enhanced ecosystems



employment & economic development



greater transit accessibility



dollar savings

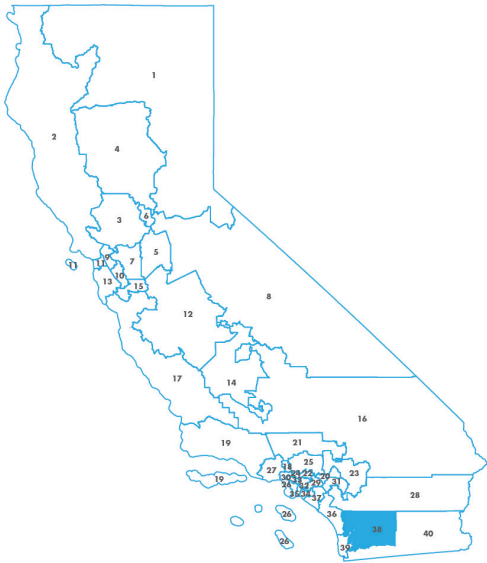
Some projects are not located at a single address, and therefore could be attributable to multiple legislative districts. For projects that physically cross multiple legislative districts (e.g., transit projects), the entire project funding and other benefits are attributed to all relevant districts. For projects that report at the census tract level (e.g., vouchers, rebates, and household installations), the entire project funding and other benefits are attributed to a single district, determined by which district includes the majority of the census tract.



# SENATE DISTRICT 38 SNAPSHOT

## Cap-and-Trade Dollars at Work Across California

California Climate Investments is a statewide program that puts billions of Cap-and-Trade dollars to work reducing greenhouse gas emissions, strengthening the economy, and improving public health and the environment, particularly in disadvantaged communities and low-income communities and households, collectively referred to as priority populations.



For an interactive map of investments statewide, visit [caclimateinvestments.ca.gov](http://caclimateinvestments.ca.gov).



**\$129.7 million**

Cap-and-Trade dollars implemented within the District through November 30, 2021



**73%**

of total funds invested within the District benefiting priority populations



**10,998**

projects, rebates, and vouchers implemented within the District



**461,286**

MTCO<sub>2</sub>e estimated over reduction timeframe

### Statewide Co-Benefits



improved air quality



reduced water use



enhanced ecosystems



employment & economic development



greater transit accessibility



dollar savings

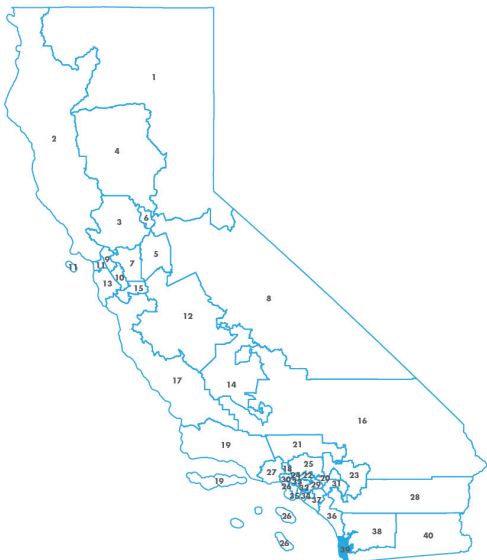
Some projects are not located at a single address, and therefore could be attributable to multiple legislative districts. For projects that physically cross multiple legislative districts (e.g., transit projects), the entire project funding and other benefits are attributed to all relevant districts. For projects that report at the census tract level (e.g., vouchers, rebates, and household installations), the entire project funding and other benefits are attributed to a single district, determined by which district includes the majority of the census tract.



# SENATE DISTRICT 39 SNAPSHOT

## Cap-and-Trade Dollars at Work Across California

California Climate Investments is a statewide program that puts billions of Cap-and-Trade dollars to work reducing greenhouse gas emissions, strengthening the economy, and improving public health and the environment, particularly in disadvantaged communities and low-income communities and households, collectively referred to as priority populations.



For an interactive map of investments statewide, visit [caclimateinvestments.ca.gov](http://caclimateinvestments.ca.gov).



**\$165.0 million**

Cap-and-Trade dollars implemented within the District through November 30, 2021



**62%**

of total funds invested within the District benefiting priority populations



**14,151**

projects, rebates, and vouchers implemented within the District



**667,463**

MTCO<sub>2</sub>e estimated over reduction timeframe

### Statewide Co-Benefits



improved air quality



reduced water use



enhanced ecosystems



employment & economic development



greater transit accessibility



dollar savings

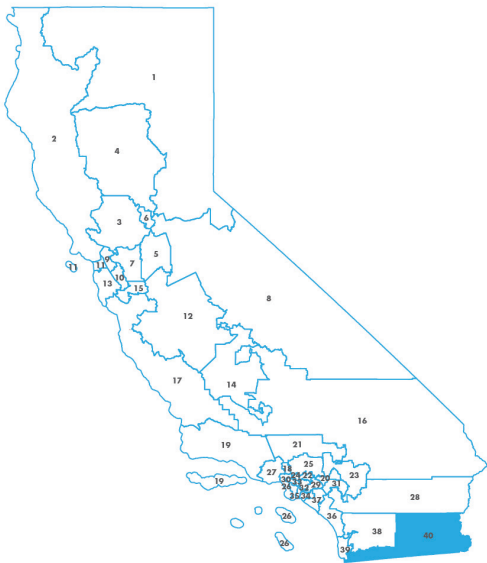
Some projects are not located at a single address, and therefore could be attributable to multiple legislative districts. For projects that physically cross multiple legislative districts (e.g., transit projects), the entire project funding and other benefits are attributed to all relevant districts. For projects that report at the census tract level (e.g., vouchers, rebates, and household installations), the entire project funding and other benefits are attributed to a single district, determined by which district includes the majority of the census tract.



# SENATE DISTRICT 40 SNAPSHOT

## Cap-and-Trade Dollars at Work Across California

California Climate Investments is a statewide program that puts billions of Cap-and-Trade dollars to work reducing greenhouse gas emissions, strengthening the economy, and improving public health and the environment, particularly in disadvantaged communities and low-income communities and households, collectively referred to as priority populations.



For an interactive map of investments statewide, visit [caclimateinvestments.ca.gov](http://caclimateinvestments.ca.gov).



**\$214.2 million**

Cap-and-Trade dollars implemented within the District through November 30, 2021



**91%**

of total funds invested within the District benefiting priority populations



**5,545**

projects, rebates, and vouchers implemented within the District



**427,581**

MTCO<sub>2</sub>e estimated over reduction timeframe

### Statewide Co-Benefits



improved air quality



reduced water use



enhanced ecosystems



employment & economic development



greater transit accessibility



dollar savings

Some projects are not located at a single address, and therefore could be attributable to multiple legislative districts. For projects that physically cross multiple legislative districts (e.g., transit projects), the entire project funding and other benefits are attributed to all relevant districts. For projects that report at the census tract level (e.g., vouchers, rebates, and household installations), the entire project funding and other benefits are attributed to a single district, determined by which district includes the majority of the census tract.