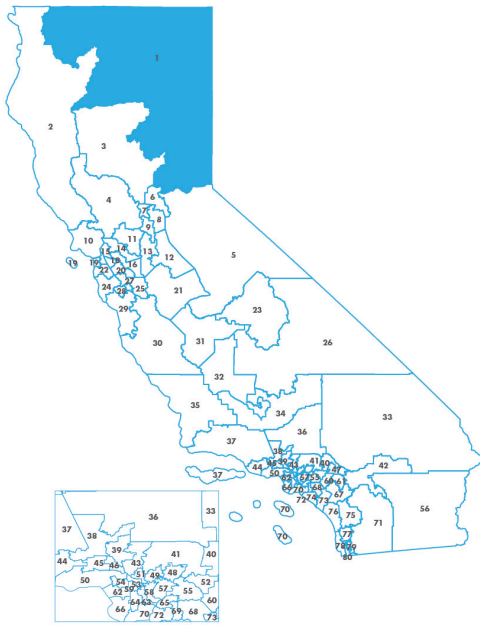




ASSEMBLY DISTRICT 1 SNAPSHOT

Cap-and-Trade Dollars at Work Across California

California Climate Investments is a statewide program that puts billions of Cap-and-Trade dollars to work reducing greenhouse gas emissions, strengthening the economy, and improving public health and the environment, particularly in disadvantaged communities and low-income communities and households, collectively referred to as priority populations.



For an interactive map of investments statewide, visit caclimateinvestments.ca.gov.



\$382.5 million

Cap-and-Trade dollars implemented within the District through November 30, 2021



47%

of total funds invested within the District benefiting priority populations



2,172

projects, rebates, and vouchers implemented within the District



13,125,263

MTCO₂e estimated over reduction timeframe

Statewide Co-Benefits



improved air quality



reduced water use



enhanced ecosystems



employment & economic development



greater transit accessibility



dollar savings

Some projects are not located at a single address, and therefore could be attributable to multiple legislative districts. For projects that physically cross multiple legislative districts (e.g., transit projects), the entire project funding and other benefits are attributed to all relevant districts. For projects that report at the census tract level (e.g., vouchers, rebates, and household installations), the entire project funding and other benefits are attributed to a single district, determined by which district includes the majority of the census tract.

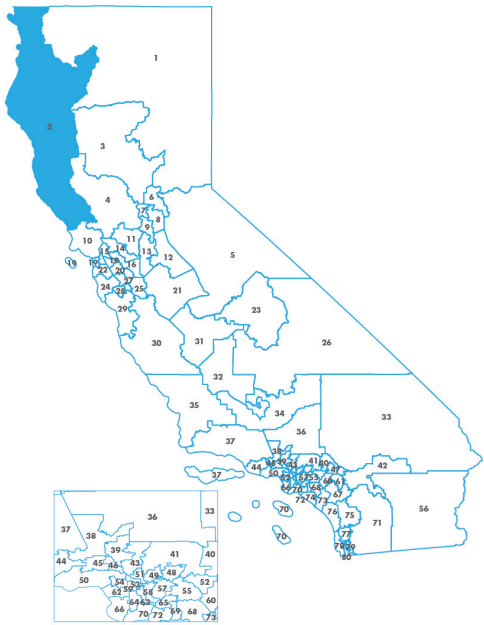


Cap and Trade
Dollars at Work

ASSEMBLY DISTRICT 2 SNAPSHOT

Cap-and-Trade Dollars at Work Across California

California Climate Investments is a statewide program that puts billions of Cap-and-Trade dollars to work reducing greenhouse gas emissions, strengthening the economy, and improving public health and the environment, particularly in disadvantaged communities and low-income communities and households, collectively referred to as priority populations.



For an interactive map of investments statewide, visit caclimateinvestments.ca.gov.



\$192.2 million

Cap-and-Trade dollars implemented within the District through November 30, 2021



65%

of total funds invested within the District benefiting priority populations



5,099

projects, rebates, and vouchers implemented within the District



3,702,329

MTCO₂e estimated over reduction timeframe

Statewide Co-Benefits



improved
air quality



reduced
water use



enhanced
ecosystems



employment &
economic development



greater transit
accessibility



dollar
savings

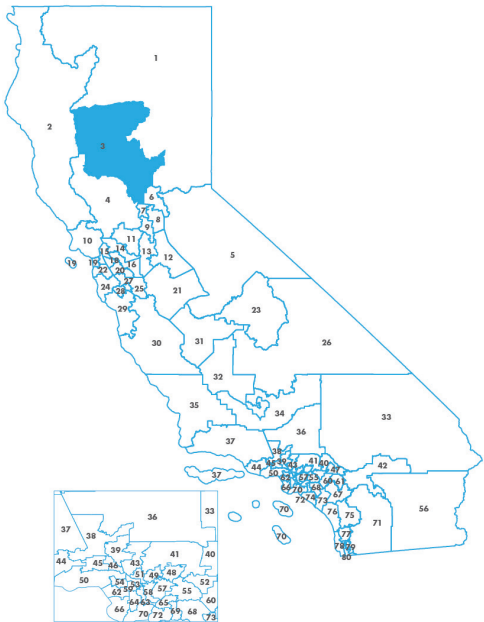
Some projects are not located at a single address, and therefore could be attributable to multiple legislative districts. For projects that physically cross multiple legislative districts (e.g., transit projects), the entire project funding and other benefits are attributed to all relevant districts. For projects that report at the census tract level (e.g., vouchers, rebates, and household installations), the entire project funding and other benefits are attributed to a single district, determined by which district includes the majority of the census tract.



ASSEMBLY DISTRICT 3 SNAPSHOT

Cap-and-Trade Dollars at Work Across California

California Climate Investments is a statewide program that puts billions of Cap-and-Trade dollars to work reducing greenhouse gas emissions, strengthening the economy, and improving public health and the environment, particularly in disadvantaged communities and low-income communities and households, collectively referred to as priority populations.



For an interactive map of investments statewide, visit caclimateinvestments.ca.gov.



\$142.1 million

Cap-and-Trade dollars implemented within the District through November 30, 2021



53%

of total funds invested within the District benefiting priority populations



1,902

projects, rebates, and vouchers implemented within the District



1,018,397

MTCO₂e estimated over reduction timeframe

Statewide Co-Benefits



improved air quality



reduced water use



enhanced ecosystems



employment & economic development



greater transit accessibility



dollar savings

Some projects are not located at a single address, and therefore could be attributable to multiple legislative districts. For projects that physically cross multiple legislative districts (e.g., transit projects), the entire project funding and other benefits are attributed to all relevant districts. For projects that report at the census tract level (e.g., vouchers, rebates, and household installations), the entire project funding and other benefits are attributed to a single district, determined by which district includes the majority of the census tract.



Cap and Trade
Dollars at Work

ASSEMBLY DISTRICT 4 SNAPSHOT

Cap-and-Trade Dollars at Work Across California

California Climate Investments is a statewide program that puts billions of Cap-and-Trade dollars to work reducing greenhouse gas emissions, strengthening the economy, and improving public health and the environment, particularly in disadvantaged communities and low-income communities and households, collectively referred to as priority populations.



For an interactive map of investments statewide, visit caclimateinvestments.ca.gov.



\$174.0 million

Cap-and-Trade dollars implemented within the District through November 30, 2021



37%

of total funds invested within the District benefiting priority populations



4,916

projects, rebates, and vouchers implemented within the District



1,875,298

MTCO₂e estimated over reduction timeframe

Statewide Co-Benefits



improved
air quality



reduced
water use



enhanced
ecosystems



employment &
economic development



greater transit
accessibility



dollar
savings

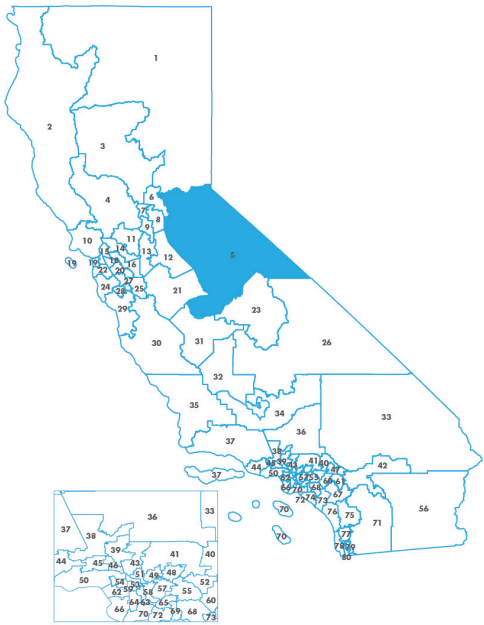
Some projects are not located at a single address, and therefore could be attributable to multiple legislative districts. For projects that physically cross multiple legislative districts (e.g., transit projects), the entire project funding and other benefits are attributed to all relevant districts. For projects that report at the census tract level (e.g., vouchers, rebates, and household installations), the entire project funding and other benefits are attributed to a single district, determined by which district includes the majority of the census tract.



ASSEMBLY DISTRICT 5 SNAPSHOT

Cap-and-Trade Dollars at Work Across California

California Climate Investments is a statewide program that puts billions of Cap-and-Trade dollars to work reducing greenhouse gas emissions, strengthening the economy, and improving public health and the environment, particularly in disadvantaged communities and low-income communities and households, collectively referred to as priority populations.



For an interactive map of investments statewide, visit caclimateinvestments.ca.gov.



\$225.5 million

Cap-and-Trade dollars implemented within the District through November 30, 2021



54%

of total funds invested within the District benefiting priority populations



4,638

projects, rebates, and vouchers implemented within the District



152,925,295

MTCO₂e estimated over reduction timeframe



\$2.98 billion for High-Speed Rail

Statewide Co-Benefits



improved air quality



reduced water use



enhanced ecosystems



employment & economic development



greater transit accessibility



dollar savings

Some projects are not located at a single address, and therefore could be attributable to multiple legislative districts. For projects that physically cross multiple legislative districts (e.g., transit projects), the entire project funding and other benefits are attributed to all relevant districts. For projects that report at the census tract level (e.g., vouchers, rebates, and household installations), the entire project funding and other benefits are attributed to a single district, determined by which district includes the majority of the census tract.



Cap and Trade
Dollars at Work

ASSEMBLY DISTRICT 6 SNAPSHOT

Cap-and-Trade Dollars at Work Across California

California Climate Investments is a statewide program that puts billions of Cap-and-Trade dollars to work reducing greenhouse gas emissions, strengthening the economy, and improving public health and the environment, particularly in disadvantaged communities and low-income communities and households, collectively referred to as priority populations.



For an interactive map of investments statewide, visit caclimateinvestments.ca.gov.



\$53.5 million

Cap-and-Trade dollars implemented within the District through November 30, 2021



56%

of total funds invested within the District benefiting priority populations



6,384

projects, rebates, and vouchers implemented within the District



364,634

MTCO₂e estimated over reduction timeframe

Statewide Co-Benefits



improved
air quality



reduced
water use



enhanced
ecosystems



employment &
economic development



greater transit
accessibility



dollar
savings

Some projects are not located at a single address, and therefore could be attributable to multiple legislative districts. For projects that physically cross multiple legislative districts (e.g., transit projects), the entire project funding and other benefits are attributed to all relevant districts. For projects that report at the census tract level (e.g., vouchers, rebates, and household installations), the entire project funding and other benefits are attributed to a single district, determined by which district includes the majority of the census tract.



Cap and Trade
Dollars at Work

ASSEMBLY DISTRICT 7 SNAPSHOT

Cap-and-Trade Dollars at Work Across California

California Climate Investments is a statewide program that puts billions of Cap-and-Trade dollars to work reducing greenhouse gas emissions, strengthening the economy, and improving public health and the environment, particularly in disadvantaged communities and low-income communities and households, collectively referred to as priority populations.



For an interactive map of investments statewide, visit caclimateinvestments.ca.gov.



\$340.1 million

Cap-and-Trade dollars implemented within the District through November 30, 2021



82%

of total funds invested within the District benefiting priority populations



9,282

projects, rebates, and vouchers implemented within the District



852,804

MTCO₂e estimated over reduction timeframe

Statewide Co-Benefits



improved
air quality



reduced
water use



enhanced
ecosystems



employment &
economic development



greater transit
accessibility



dollar
savings

Some projects are not located at a single address, and therefore could be attributable to multiple legislative districts. For projects that physically cross multiple legislative districts (e.g., transit projects), the entire project funding and other benefits are attributed to all relevant districts. For projects that report at the census tract level (e.g., vouchers, rebates, and household installations), the entire project funding and other benefits are attributed to a single district, determined by which district includes the majority of the census tract.



Cap and Trade
Dollars at Work

ASSEMBLY DISTRICT 8 SNAPSHOT

Cap-and-Trade Dollars at Work Across California

California Climate Investments is a statewide program that puts billions of Cap-and-Trade dollars to work reducing greenhouse gas emissions, strengthening the economy, and improving public health and the environment, particularly in disadvantaged communities and low-income communities and households, collectively referred to as priority populations.



For an interactive map of investments statewide, visit caclimateinvestments.ca.gov.



\$87.6 million

Cap-and-Trade dollars implemented within the District through November 30, 2021



59%

of total funds invested within the District benefiting priority populations



4,968

projects, rebates, and vouchers implemented within the District



236,574

MTCO₂e estimated over reduction timeframe

Statewide Co-Benefits



improved
air quality



reduced
water use



enhanced
ecosystems



employment &
economic development



greater transit
accessibility



dollar
savings

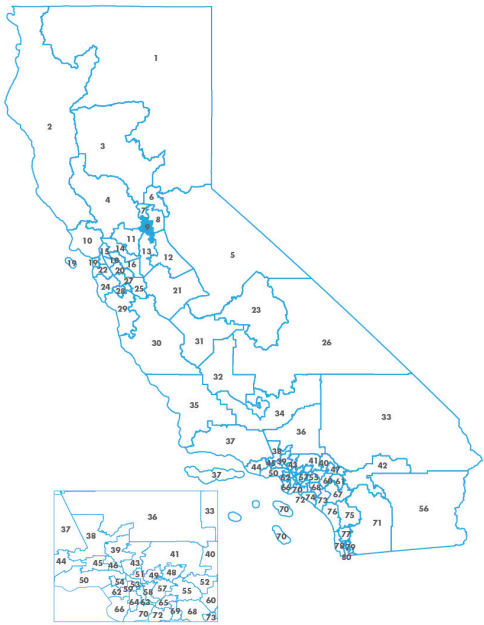
Some projects are not located at a single address, and therefore could be attributable to multiple legislative districts. For projects that physically cross multiple legislative districts (e.g., transit projects), the entire project funding and other benefits are attributed to all relevant districts. For projects that report at the census tract level (e.g., vouchers, rebates, and household installations), the entire project funding and other benefits are attributed to a single district, determined by which district includes the majority of the census tract.



ASSEMBLY DISTRICT 9 SNAPSHOT

Cap-and-Trade Dollars at Work Across California

California Climate Investments is a statewide program that puts billions of Cap-and-Trade dollars to work reducing greenhouse gas emissions, strengthening the economy, and improving public health and the environment, particularly in disadvantaged communities and low-income communities and households, collectively referred to as priority populations.



For an interactive map of investments statewide, visit caclimateinvestments.ca.gov.



\$62.2 million

Cap-and-Trade dollars implemented within the District through November 30, 2021



88%

of total funds invested within the District benefiting priority populations



5,744

projects, rebates, and vouchers implemented within the District



332,668

MTCO₂e estimated over reduction timeframe

Statewide Co-Benefits



improved air quality



reduced water use



enhanced ecosystems



employment & economic development



greater transit accessibility



dollar savings

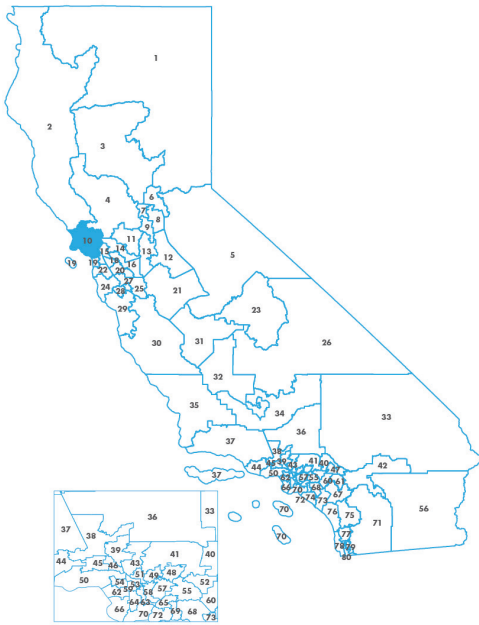
Some projects are not located at a single address, and therefore could be attributable to multiple legislative districts. For projects that physically cross multiple legislative districts (e.g., transit projects), the entire project funding and other benefits are attributed to all relevant districts. For projects that report at the census tract level (e.g., vouchers, rebates, and household installations), the entire project funding and other benefits are attributed to a single district, determined by which district includes the majority of the census tract.



ASSEMBLY DISTRICT 10 SNAPSHOT

Cap-and-Trade Dollars at Work Across California

California Climate Investments is a statewide program that puts billions of Cap-and-Trade dollars to work reducing greenhouse gas emissions, strengthening the economy, and improving public health and the environment, particularly in disadvantaged communities and low-income communities and households, collectively referred to as priority populations.



For an interactive map of investments statewide, visit caclimateinvestments.ca.gov.



\$84.1 million

Cap-and-Trade dollars implemented within the District through November 30, 2021



44%

of total funds invested within the District benefiting priority populations



8,269

projects, rebates, and vouchers implemented within the District



609,033

MTCO₂e estimated over reduction timeframe

Statewide Co-Benefits



improved air quality



reduced water use



enhanced ecosystems



employment & economic development



greater transit accessibility



dollar savings

Some projects are not located at a single address, and therefore could be attributable to multiple legislative districts. For projects that physically cross multiple legislative districts (e.g., transit projects), the entire project funding and other benefits are attributed to all relevant districts. For projects that report at the census tract level (e.g., vouchers, rebates, and household installations), the entire project funding and other benefits are attributed to a single district, determined by which district includes the majority of the census tract.

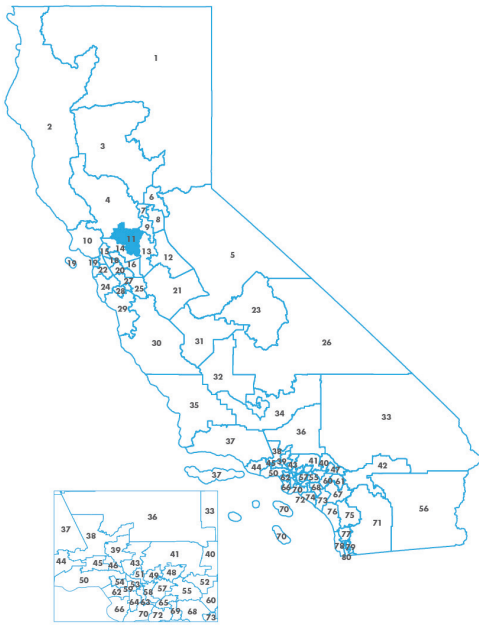


Cap and Trade
Dollars at Work

ASSEMBLY DISTRICT 11 SNAPSHOT

Cap-and-Trade Dollars at Work Across California

California Climate Investments is a statewide program that puts billions of Cap-and-Trade dollars to work reducing greenhouse gas emissions, strengthening the economy, and improving public health and the environment, particularly in disadvantaged communities and low-income communities and households, collectively referred to as priority populations.



For an interactive map of investments statewide, visit caclimateinvestments.ca.gov.



\$88.0 million

Cap-and-Trade dollars implemented within the District through November 30, 2021



80%

of total funds invested within the District benefiting priority populations



3,705

projects, rebates, and vouchers implemented within the District



1,040,068

MTCO₂e estimated over reduction timeframe

Statewide Co-Benefits



improved
air quality



reduced
water use



enhanced
ecosystems



employment &
economic development



greater transit
accessibility



dollar
savings

Some projects are not located at a single address, and therefore could be attributable to multiple legislative districts. For projects that physically cross multiple legislative districts (e.g., transit projects), the entire project funding and other benefits are attributed to all relevant districts. For projects that report at the census tract level (e.g., vouchers, rebates, and household installations), the entire project funding and other benefits are attributed to a single district, determined by which district includes the majority of the census tract.



Cap and Trade
Dollars at Work

ASSEMBLY DISTRICT 12 SNAPSHOT

Cap-and-Trade Dollars at Work Across California

California Climate Investments is a statewide program that puts billions of Cap-and-Trade dollars to work reducing greenhouse gas emissions, strengthening the economy, and improving public health and the environment, particularly in disadvantaged communities and low-income communities and households, collectively referred to as priority populations.



For an interactive map of investments statewide, visit caclimateinvestments.ca.gov.



\$133.2 million

Cap-and-Trade dollars implemented within the District through November 30, 2021



64%

of total funds invested within the District benefiting priority populations



4,068

projects, rebates, and vouchers implemented within the District



2,197,059

MTCO₂e estimated over reduction timeframe

Statewide Co-Benefits



improved
air quality



reduced
water use



enhanced
ecosystems



employment &
economic development



greater transit
accessibility



dollar
savings

Some projects are not located at a single address, and therefore could be attributable to multiple legislative districts. For projects that physically cross multiple legislative districts (e.g., transit projects), the entire project funding and other benefits are attributed to all relevant districts. For projects that report at the census tract level (e.g., vouchers, rebates, and household installations), the entire project funding and other benefits are attributed to a single district, determined by which district includes the majority of the census tract.

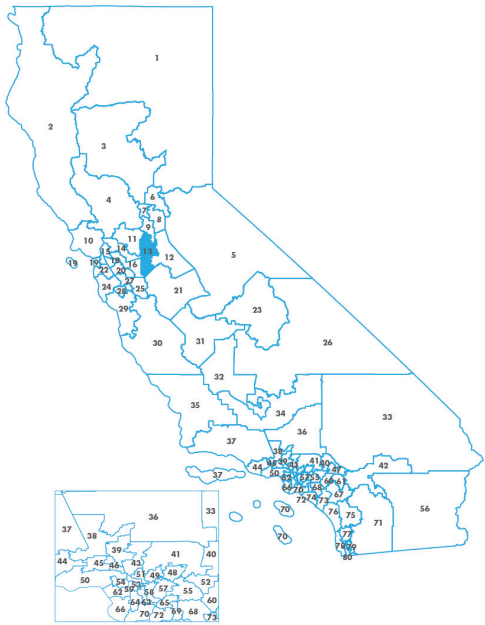


Cap and Trade
Dollars at Work

ASSEMBLY DISTRICT 13 SNAPSHOT

Cap-and-Trade Dollars at Work Across California

California Climate Investments is a statewide program that puts billions of Cap-and-Trade dollars to work reducing greenhouse gas emissions, strengthening the economy, and improving public health and the environment, particularly in disadvantaged communities and low-income communities and households, collectively referred to as priority populations.



For an interactive map of investments statewide, visit caclimateinvestments.ca.gov.



\$210.3 million

Cap-and-Trade dollars implemented within the District through November 30, 2021



95%

of total funds invested within the District benefiting priority populations



5,383

projects, rebates, and vouchers implemented within the District



716,114

MTCO₂e estimated over reduction timeframe

Statewide Co-Benefits



improved
air quality



reduced
water use



enhanced
ecosystems



employment &
economic development



greater transit
accessibility



dollar
savings

Some projects are not located at a single address, and therefore could be attributable to multiple legislative districts. For projects that physically cross multiple legislative districts (e.g., transit projects), the entire project funding and other benefits are attributed to all relevant districts. For projects that report at the census tract level (e.g., vouchers, rebates, and household installations), the entire project funding and other benefits are attributed to a single district, determined by which district includes the majority of the census tract.



Cap and Trade
Dollars at Work

ASSEMBLY DISTRICT 14 SNAPSHOT

Cap-and-Trade Dollars at Work Across California

California Climate Investments is a statewide program that puts billions of Cap-and-Trade dollars to work reducing greenhouse gas emissions, strengthening the economy, and improving public health and the environment, particularly in disadvantaged communities and low-income communities and households, collectively referred to as priority populations.



For an interactive map of investments statewide, visit caclimateinvestments.ca.gov.



\$102.6 million

Cap-and-Trade dollars implemented within the District through November 30, 2021



84%

of total funds invested within the District benefiting priority populations



5,575

projects, rebates, and vouchers implemented within the District



271,669

MTCO₂e estimated over reduction timeframe

Statewide Co-Benefits



improved
air quality



reduced
water use



enhanced
ecosystems



employment &
economic development



greater transit
accessibility



dollar
savings

Some projects are not located at a single address, and therefore could be attributable to multiple legislative districts. For projects that physically cross multiple legislative districts (e.g., transit projects), the entire project funding and other benefits are attributed to all relevant districts. For projects that report at the census tract level (e.g., vouchers, rebates, and household installations), the entire project funding and other benefits are attributed to a single district, determined by which district includes the majority of the census tract.

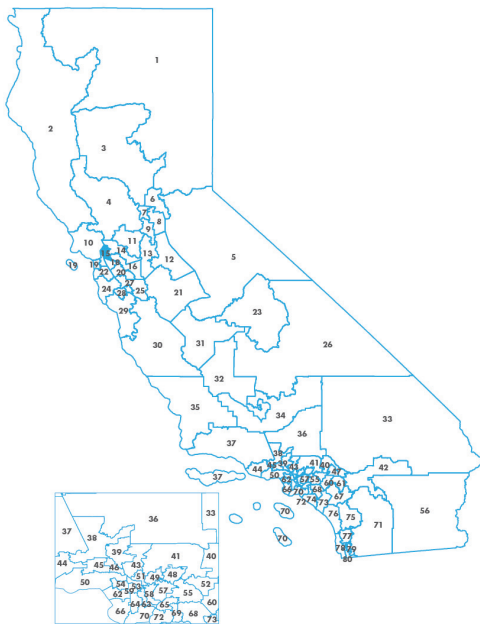


Cap and Trade
Dollars at Work

ASSEMBLY DISTRICT 15 SNAPSHOT

Cap-and-Trade Dollars at Work Across California

California Climate Investments is a statewide program that puts billions of Cap-and-Trade dollars to work reducing greenhouse gas emissions, strengthening the economy, and improving public health and the environment, particularly in disadvantaged communities and low-income communities and households, collectively referred to as priority populations.



For an interactive map of investments statewide, visit caclimateinvestments.ca.gov.



\$222.9 million

Cap-and-Trade dollars implemented within the District through November 30, 2021



85%

of total funds invested within the District benefiting priority populations



8,880

projects, rebates, and vouchers implemented within the District



705,455

MTCO₂e estimated over reduction timeframe

Statewide Co-Benefits



improved
air quality



reduced
water use



enhanced
ecosystems



employment &
economic development



greater transit
accessibility



dollar
savings

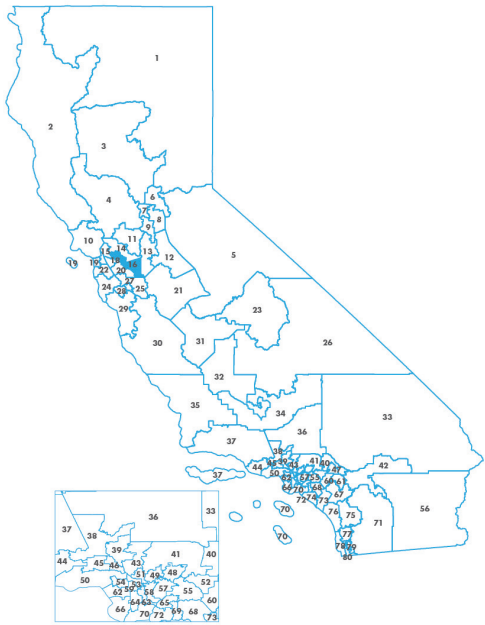
Some projects are not located at a single address, and therefore could be attributable to multiple legislative districts. For projects that physically cross multiple legislative districts (e.g., transit projects), the entire project funding and other benefits are attributed to all relevant districts. For projects that report at the census tract level (e.g., vouchers, rebates, and household installations), the entire project funding and other benefits are attributed to a single district, determined by which district includes the majority of the census tract.



ASSEMBLY DISTRICT 16 SNAPSHOT

Cap-and-Trade Dollars at Work Across California

California Climate Investments is a statewide program that puts billions of Cap-and-Trade dollars to work reducing greenhouse gas emissions, strengthening the economy, and improving public health and the environment, particularly in disadvantaged communities and low-income communities and households, collectively referred to as priority populations.



For an interactive map of investments statewide, visit caclimateinvestments.ca.gov.



\$74.7 million

Cap-and-Trade dollars implemented within the District through November 30, 2021



21%

of total funds invested within the District benefiting priority populations



12,987

projects, rebates, and vouchers implemented within the District



361,437

MTCO₂e estimated over reduction timeframe

Statewide Co-Benefits



improved air quality



reduced water use



enhanced ecosystems



employment & economic development



greater transit accessibility



dollar savings

Some projects are not located at a single address, and therefore could be attributable to multiple legislative districts. For projects that physically cross multiple legislative districts (e.g., transit projects), the entire project funding and other benefits are attributed to all relevant districts. For projects that report at the census tract level (e.g., vouchers, rebates, and household installations), the entire project funding and other benefits are attributed to a single district, determined by which district includes the majority of the census tract.

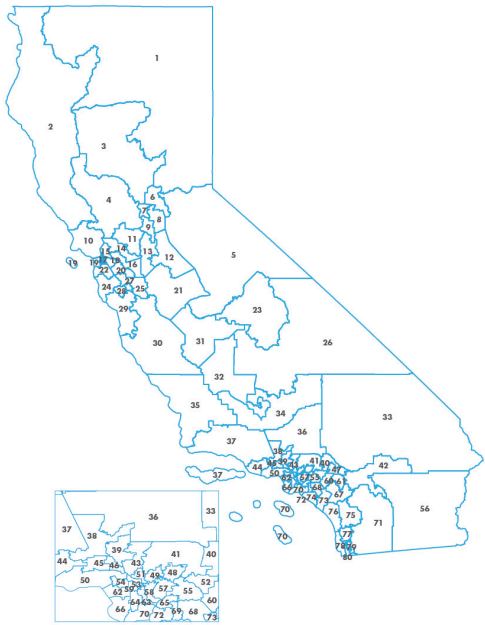


Cap and Trade
Dollars at Work

ASSEMBLY DISTRICT 17 SNAPSHOT

Cap-and-Trade Dollars at Work Across California

California Climate Investments is a statewide program that puts billions of Cap-and-Trade dollars to work reducing greenhouse gas emissions, strengthening the economy, and improving public health and the environment, particularly in disadvantaged communities and low-income communities and households, collectively referred to as priority populations.



For an interactive map of investments statewide, visit caclimateinvestments.ca.gov.



\$367.6 million

Cap-and-Trade dollars implemented within the District through November 30, 2021



85%

of total funds invested within the District benefiting priority populations



6,916

projects, rebates, and vouchers implemented within the District



4,413,630

MTCO₂e estimated over reduction timeframe



High-Speed Rail

High-Speed Rail is also using Cap-and-Trade dollars to electrify Caltrain from San Francisco to San Jose (AD 17, AD 22, AD 24, AD 25, and AD 27)

Statewide Co-Benefits



improved
air quality



reduced
water use



enhanced
ecosystems



employment &
economic development



greater transit
accessibility



dollar
savings

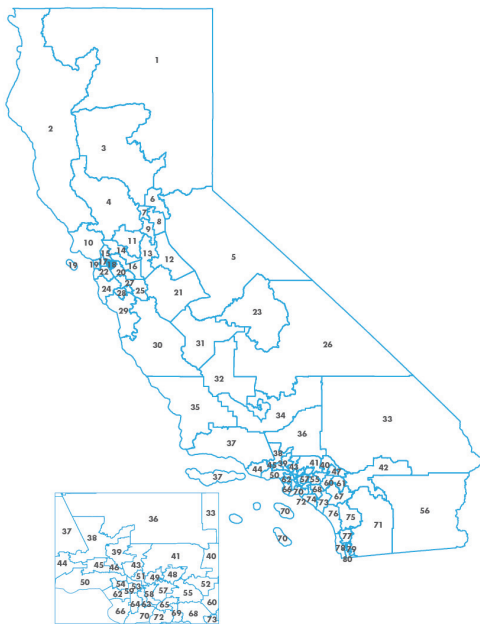
Some projects are not located at a single address, and therefore could be attributable to multiple legislative districts. For projects that physically cross multiple legislative districts (e.g., transit projects), the entire project funding and other benefits are attributed to all relevant districts. For projects that report at the census tract level (e.g., vouchers, rebates, and household installations), the entire project funding and other benefits are attributed to a single district, determined by which district includes the majority of the census tract.



ASSEMBLY DISTRICT 18 SNAPSHOT

Cap-and-Trade Dollars at Work Across California

California Climate Investments is a statewide program that puts billions of Cap-and-Trade dollars to work reducing greenhouse gas emissions, strengthening the economy, and improving public health and the environment, particularly in disadvantaged communities and low-income communities and households, collectively referred to as priority populations.



For an interactive map of investments statewide, visit caclimateinvestments.ca.gov.



\$337.2 million

Cap-and-Trade dollars implemented within the District through November 30, 2021



92%

of total funds invested within the District benefiting priority populations



8,460

projects, rebates, and vouchers implemented within the District



1,888,594

MTCO₂e estimated over reduction timeframe

Statewide Co-Benefits



improved
air quality



reduced
water use



enhanced
ecosystems



employment &
economic development



greater transit
accessibility



dollar
savings

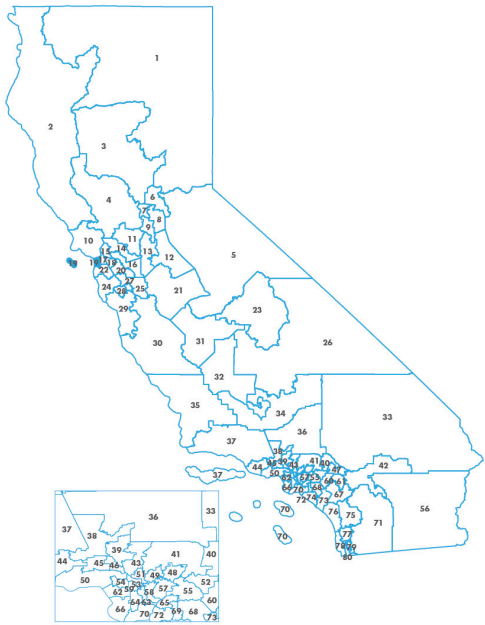
Some projects are not located at a single address, and therefore could be attributable to multiple legislative districts. For projects that physically cross multiple legislative districts (e.g., transit projects), the entire project funding and other benefits are attributed to all relevant districts. For projects that report at the census tract level (e.g., vouchers, rebates, and household installations), the entire project funding and other benefits are attributed to a single district, determined by which district includes the majority of the census tract.



ASSEMBLY DISTRICT 19 SNAPSHOT

Cap-and-Trade Dollars at Work Across California

California Climate Investments is a statewide program that puts billions of Cap-and-Trade dollars to work reducing greenhouse gas emissions, strengthening the economy, and improving public health and the environment, particularly in disadvantaged communities and low-income communities and households, collectively referred to as priority populations.



For an interactive map of investments statewide, visit caclimateinvestments.ca.gov.



\$131.3 million

Cap-and-Trade dollars implemented within the District through November 30, 2021



92%

of total funds invested within the District benefiting priority populations



5,633

projects, rebates, and vouchers implemented within the District



668,105

MTCO₂e estimated over reduction timeframe

Statewide Co-Benefits



improved air quality



reduced water use



enhanced ecosystems



employment & economic development



greater transit accessibility



dollar savings

Some projects are not located at a single address, and therefore could be attributable to multiple legislative districts. For projects that physically cross multiple legislative districts (e.g., transit projects), the entire project funding and other benefits are attributed to all relevant districts. For projects that report at the census tract level (e.g., vouchers, rebates, and household installations), the entire project funding and other benefits are attributed to a single district, determined by which district includes the majority of the census tract.

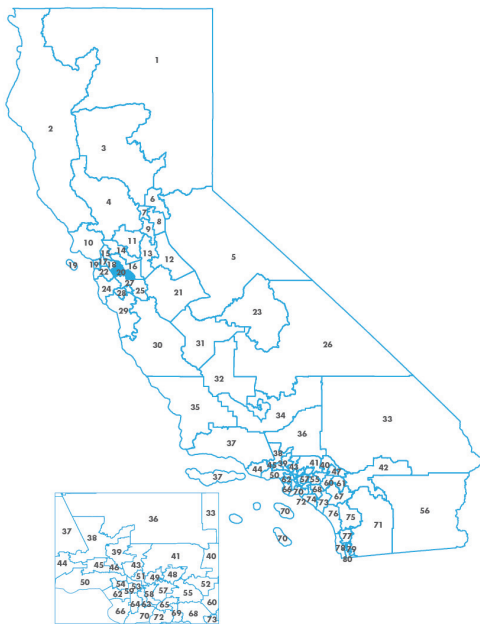


Cap and Trade
Dollars at Work

ASSEMBLY DISTRICT 20 SNAPSHOT

Cap-and-Trade Dollars at Work Across California

California Climate Investments is a statewide program that puts billions of Cap-and-Trade dollars to work reducing greenhouse gas emissions, strengthening the economy, and improving public health and the environment, particularly in disadvantaged communities and low-income communities and households, collectively referred to as priority populations.



For an interactive map of investments statewide, visit caclimateinvestments.ca.gov.



\$84.8 million

Cap-and-Trade dollars implemented within the District through November 30, 2021



74%

of total funds invested within the District benefiting priority populations



11,547

projects, rebates, and vouchers implemented within the District



402,377

MTCO₂e estimated over reduction timeframe

Statewide Co-Benefits



improved
air quality



reduced
water use



enhanced
ecosystems



employment &
economic development



greater transit
accessibility



dollar
savings

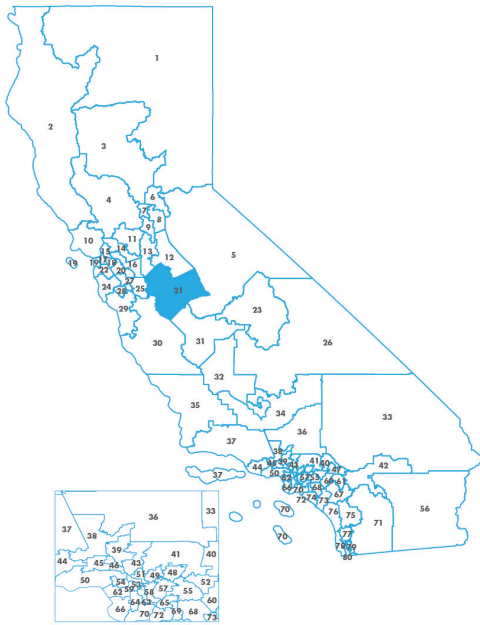
Some projects are not located at a single address, and therefore could be attributable to multiple legislative districts. For projects that physically cross multiple legislative districts (e.g., transit projects), the entire project funding and other benefits are attributed to all relevant districts. For projects that report at the census tract level (e.g., vouchers, rebates, and household installations), the entire project funding and other benefits are attributed to a single district, determined by which district includes the majority of the census tract.



ASSEMBLY DISTRICT 21 SNAPSHOT

Cap-and-Trade Dollars at Work Across California

California Climate Investments is a statewide program that puts billions of Cap-and-Trade dollars to work reducing greenhouse gas emissions, strengthening the economy, and improving public health and the environment, particularly in disadvantaged communities and low-income communities and households, collectively referred to as priority populations.



For an interactive map of investments statewide, visit caclimateinvestments.ca.gov.



\$320.9 million

Cap-and-Trade dollars implemented within the District through November 30, 2021



81%

of total funds invested within the District benefiting priority populations



27,850

projects, rebates, and vouchers implemented within the District



4,446,099

MTCO₂e estimated over reduction timeframe

Statewide Co-Benefits



improved air quality



reduced water use



enhanced ecosystems



employment & economic development



greater transit accessibility



dollar savings

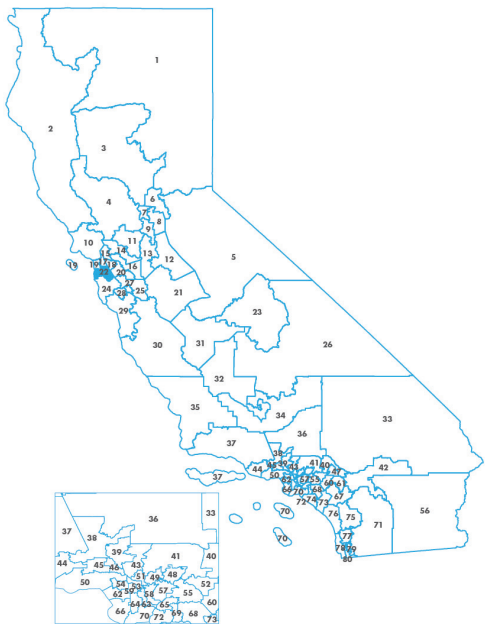
Some projects are not located at a single address, and therefore could be attributable to multiple legislative districts. For projects that physically cross multiple legislative districts (e.g., transit projects), the entire project funding and other benefits are attributed to all relevant districts. For projects that report at the census tract level (e.g., vouchers, rebates, and household installations), the entire project funding and other benefits are attributed to a single district, determined by which district includes the majority of the census tract.



ASSEMBLY DISTRICT 22 SNAPSHOT

Cap-and-Trade Dollars at Work Across California

California Climate Investments is a statewide program that puts billions of Cap-and-Trade dollars to work reducing greenhouse gas emissions, strengthening the economy, and improving public health and the environment, particularly in disadvantaged communities and low-income communities and households, collectively referred to as priority populations.



For an interactive map of investments statewide, visit caclimateinvestments.ca.gov.



\$133.2 million

Cap-and-Trade dollars implemented within the District through November 30, 2021



80%

of total funds invested within the District benefiting priority populations



9,968

projects, rebates, and vouchers implemented within the District



2,431,513

MTCO₂e estimated over reduction timeframe



High-Speed Rail

High-Speed Rail is also using Cap-and-Trade dollars to electrify Caltrain from San Francisco to San Jose (AD 17, AD 22, AD 24, AD 25, and AD 27) and for grade separation in San Mateo

Statewide Co-Benefits



improved air quality



reduced water use



enhanced ecosystems



employment & economic development



greater transit accessibility



dollar savings

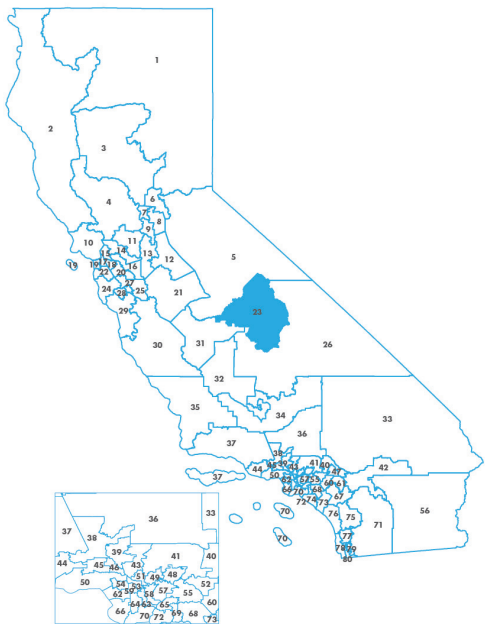
Some projects are not located at a single address, and therefore could be attributable to multiple legislative districts. For projects that physically cross multiple legislative districts (e.g., transit projects), the entire project funding and other benefits are attributed to all relevant districts. For projects that report at the census tract level (e.g., vouchers, rebates, and household installations), the entire project funding and other benefits are attributed to a single district, determined by which district includes the majority of the census tract.



ASSEMBLY DISTRICT 23 SNAPSHOT

Cap-and-Trade Dollars at Work Across California

California Climate Investments is a statewide program that puts billions of Cap-and-Trade dollars to work reducing greenhouse gas emissions, strengthening the economy, and improving public health and the environment, particularly in disadvantaged communities and low-income communities and households, collectively referred to as priority populations.



For an interactive map of investments statewide, visit caclimateinvestments.ca.gov.



\$154.9 million

Cap-and-Trade dollars implemented within the District through November 30, 2021



54%

of total funds invested within the District benefiting priority populations



8,080

projects, rebates, and vouchers implemented within the District



148,454,088

MTCO₂e estimated over reduction timeframe



\$2.98 billion for High-Speed Rail

Statewide Co-Benefits



improved air quality



reduced water use



enhanced ecosystems



employment & economic development



greater transit accessibility



dollar savings

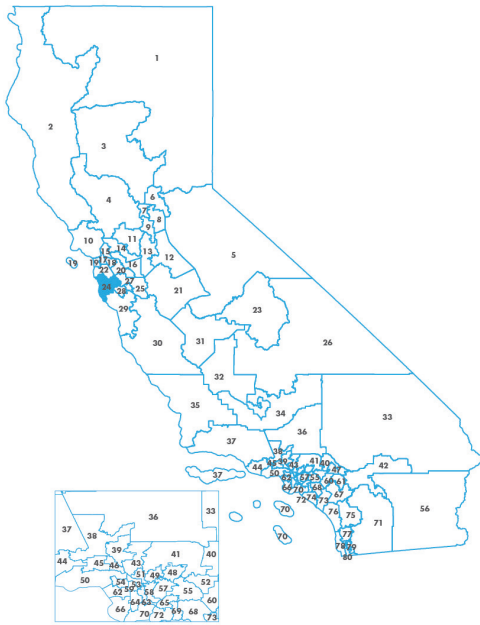
Some projects are not located at a single address, and therefore could be attributable to multiple legislative districts. For projects that physically cross multiple legislative districts (e.g., transit projects), the entire project funding and other benefits are attributed to all relevant districts. For projects that report at the census tract level (e.g., vouchers, rebates, and household installations), the entire project funding and other benefits are attributed to a single district, determined by which district includes the majority of the census tract.



ASSEMBLY DISTRICT 24 SNAPSHOT

Cap-and-Trade Dollars at Work Across California

California Climate Investments is a statewide program that puts billions of Cap-and-Trade dollars to work reducing greenhouse gas emissions, strengthening the economy, and improving public health and the environment, particularly in disadvantaged communities and low-income communities and households, collectively referred to as priority populations.



For an interactive map of investments statewide, visit caclimateinvestments.ca.gov.



\$135.0 million

Cap-and-Trade dollars implemented within the District through November 30, 2021



70%

of total funds invested within the District benefiting priority populations



13,897

projects, rebates, and vouchers implemented within the District



2,482,361

MTCO₂e estimated over reduction timeframe



High-Speed Rail

High-Speed Rail is also using Cap-and-Trade dollars to electrify Caltrain from San Francisco to San Jose (AD 17, AD 22, AD 24, AD 25, and AD 27)

Statewide Co-Benefits



improved air quality



reduced water use



enhanced ecosystems



employment & economic development



greater transit accessibility



dollar savings

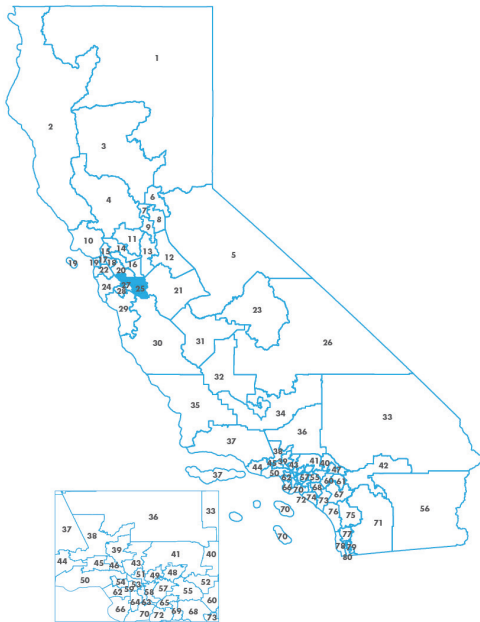
Some projects are not located at a single address, and therefore could be attributable to multiple legislative districts. For projects that physically cross multiple legislative districts (e.g., transit projects), the entire project funding and other benefits are attributed to all relevant districts. For projects that report at the census tract level (e.g., vouchers, rebates, and household installations), the entire project funding and other benefits are attributed to a single district, determined by which district includes the majority of the census tract.



ASSEMBLY DISTRICT 25 SNAPSHOT

Cap-and-Trade Dollars at Work Across California

California Climate Investments is a statewide program that puts billions of Cap-and-Trade dollars to work reducing greenhouse gas emissions, strengthening the economy, and improving public health and the environment, particularly in disadvantaged communities and low-income communities and households, collectively referred to as priority populations.



For an interactive map of investments statewide, visit caclimateinvestments.ca.gov.



\$116.8 million

Cap-and-Trade dollars implemented within the District through November 30, 2021



64%

of total funds invested within the District benefiting priority populations



19,549

projects, rebates, and vouchers implemented within the District



3,598,530

MTCO₂e estimated over reduction timeframe



High-Speed Rail

High-Speed Rail is also using Cap-and-Trade dollars to electrify Caltrain from San Francisco to San Jose (AD 17, AD 22, AD 24, AD 25, and AD 27)

Statewide Co-Benefits



improved air quality



reduced water use



enhanced ecosystems



employment & economic development



greater transit accessibility



dollar savings

Some projects are not located at a single address, and therefore could be attributable to multiple legislative districts. For projects that physically cross multiple legislative districts (e.g., transit projects), the entire project funding and other benefits are attributed to all relevant districts. For projects that report at the census tract level (e.g., vouchers, rebates, and household installations), the entire project funding and other benefits are attributed to a single district, determined by which district includes the majority of the census tract.



Cap and Trade
Dollars at Work

ASSEMBLY DISTRICT 26 SNAPSHOT

Cap-and-Trade Dollars at Work Across California

California Climate Investments is a statewide program that puts billions of Cap-and-Trade dollars to work reducing greenhouse gas emissions, strengthening the economy, and improving public health and the environment, particularly in disadvantaged communities and low-income communities and households, collectively referred to as priority populations.



For an interactive map of investments statewide, visit caclimateinvestments.ca.gov.



\$263.5 million

Cap-and-Trade dollars implemented within the District through November 30, 2021



85%

of total funds invested within the District benefiting priority populations



6,934

projects, rebates, and vouchers implemented within the District



9,586,059

MTCO₂e estimated over reduction timeframe

Statewide Co-Benefits



improved
air quality



reduced
water use



enhanced
ecosystems



employment &
economic development



greater transit
accessibility



dollar
savings

Some projects are not located at a single address, and therefore could be attributable to multiple legislative districts. For projects that physically cross multiple legislative districts (e.g., transit projects), the entire project funding and other benefits are attributed to all relevant districts. For projects that report at the census tract level (e.g., vouchers, rebates, and household installations), the entire project funding and other benefits are attributed to a single district, determined by which district includes the majority of the census tract.

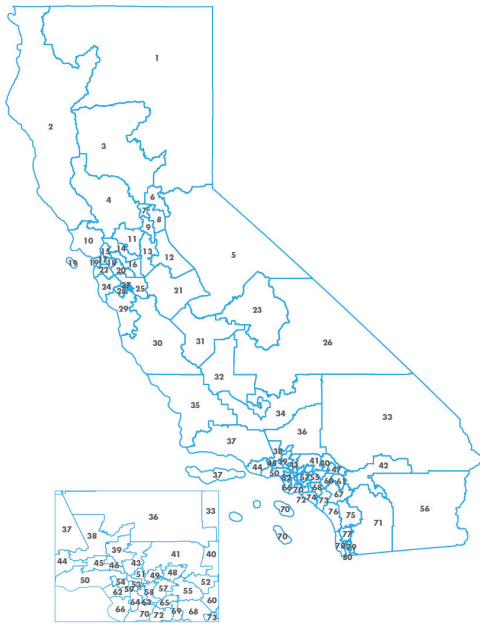


Cap and Trade
Dollars at Work

ASSEMBLY DISTRICT 27 SNAPSHOT

Cap-and-Trade Dollars at Work Across California

California Climate Investments is a statewide program that puts billions of Cap-and-Trade dollars to work reducing greenhouse gas emissions, strengthening the economy, and improving public health and the environment, particularly in disadvantaged communities and low-income communities and households, collectively referred to as priority populations.



For an interactive map of investments statewide, visit caclimateinvestments.ca.gov.



\$147.6 million

Cap-and-Trade dollars implemented within the District through November 30, 2021



83%

of total funds invested within the District benefiting priority populations



14,322

projects, rebates, and vouchers implemented within the District



3,189,038

MTCO₂e estimated over reduction timeframe



High-Speed Rail

High-Speed Rail is also using Cap-and-Trade dollars to electrify Caltrain from San Francisco to San Jose (AD 17, AD 22, AD 24, AD 25, and AD 27)

Statewide Co-Benefits



improved
air quality



reduced
water use



enhanced
ecosystems



employment &
economic development



greater transit
accessibility



dollar
savings

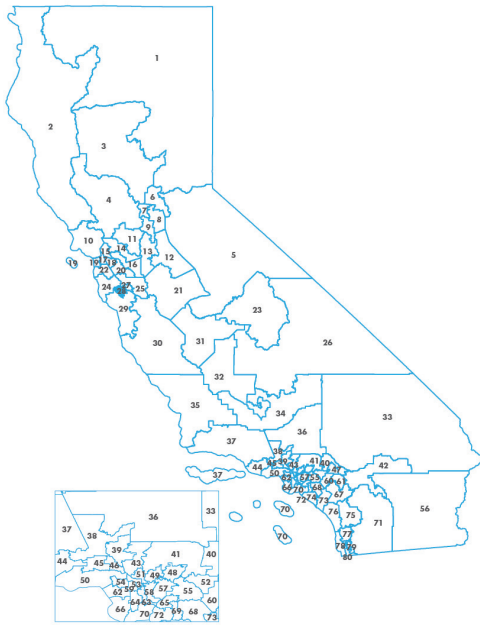
Some projects are not located at a single address, and therefore could be attributable to multiple legislative districts. For projects that physically cross multiple legislative districts (e.g., transit projects), the entire project funding and other benefits are attributed to all relevant districts. For projects that report at the census tract level (e.g., vouchers, rebates, and household installations), the entire project funding and other benefits are attributed to a single district, determined by which district includes the majority of the census tract.



ASSEMBLY DISTRICT 28 SNAPSHOT

Cap-and-Trade Dollars at Work Across California

California Climate Investments is a statewide program that puts billions of Cap-and-Trade dollars to work reducing greenhouse gas emissions, strengthening the economy, and improving public health and the environment, particularly in disadvantaged communities and low-income communities and households, collectively referred to as priority populations.



For an interactive map of investments statewide, visit caclimateinvestments.ca.gov.



\$91.6 million

Cap-and-Trade dollars implemented within the District through November 30, 2021



45%

of total funds invested within the District benefiting priority populations



15,818

projects, rebates, and vouchers implemented within the District



1,124,525

MTCO₂e estimated over reduction timeframe

Statewide Co-Benefits



improved air quality



reduced water use



enhanced ecosystems



employment & economic development



greater transit accessibility



dollar savings

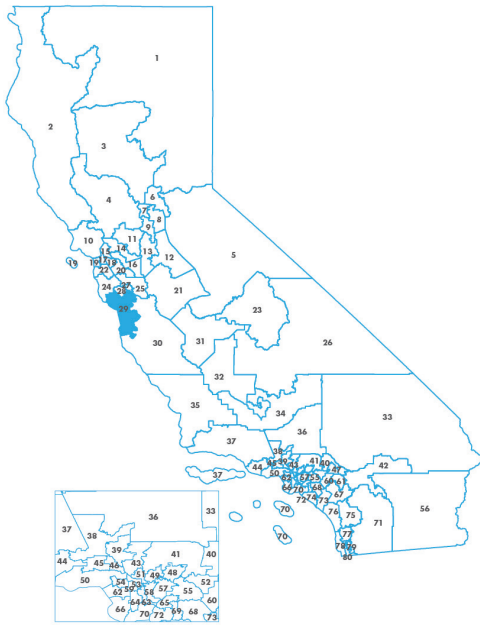
Some projects are not located at a single address, and therefore could be attributable to multiple legislative districts. For projects that physically cross multiple legislative districts (e.g., transit projects), the entire project funding and other benefits are attributed to all relevant districts. For projects that report at the census tract level (e.g., vouchers, rebates, and household installations), the entire project funding and other benefits are attributed to a single district, determined by which district includes the majority of the census tract.



ASSEMBLY DISTRICT 29 SNAPSHOT

Cap-and-Trade Dollars at Work Across California

California Climate Investments is a statewide program that puts billions of Cap-and-Trade dollars to work reducing greenhouse gas emissions, strengthening the economy, and improving public health and the environment, particularly in disadvantaged communities and low-income communities and households, collectively referred to as priority populations.



For an interactive map of investments statewide, visit caclimateinvestments.ca.gov.



\$99.7 million

Cap-and-Trade dollars implemented within the District through November 30, 2021



50%

of total funds invested within the District benefiting priority populations



10,196

projects, rebates, and vouchers implemented within the District



2,535,091

MTCO₂e estimated over reduction timeframe

Statewide Co-Benefits



improved air quality



reduced water use



enhanced ecosystems



employment & economic development



greater transit accessibility



dollar savings

Some projects are not located at a single address, and therefore could be attributable to multiple legislative districts. For projects that physically cross multiple legislative districts (e.g., transit projects), the entire project funding and other benefits are attributed to all relevant districts. For projects that report at the census tract level (e.g., vouchers, rebates, and household installations), the entire project funding and other benefits are attributed to a single district, determined by which district includes the majority of the census tract.

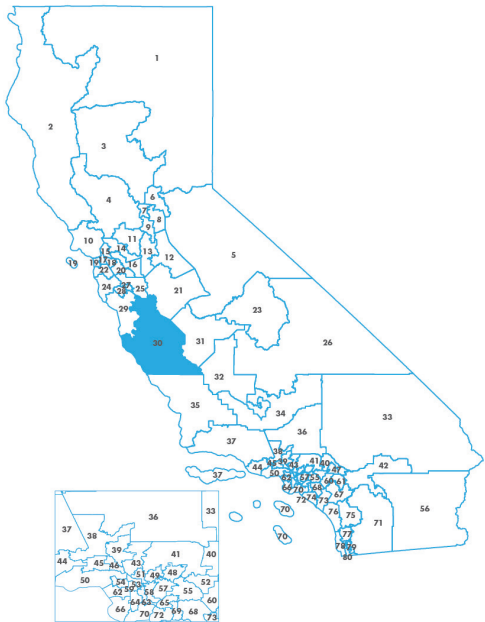


Cap and Trade
Dollars at Work

ASSEMBLY DISTRICT 30 SNAPSHOT

Cap-and-Trade Dollars at Work Across California

California Climate Investments is a statewide program that puts billions of Cap-and-Trade dollars to work reducing greenhouse gas emissions, strengthening the economy, and improving public health and the environment, particularly in disadvantaged communities and low-income communities and households, collectively referred to as priority populations.



For an interactive map of investments statewide, visit caclimateinvestments.ca.gov.



\$128.2 million

Cap-and-Trade dollars implemented within the District through November 30, 2021



71%

of total funds invested within the District benefiting priority populations



8,631

projects, rebates, and vouchers implemented within the District



3,076,535

MTCO₂e estimated over reduction timeframe

Statewide Co-Benefits



improved
air quality



reduced
water use



enhanced
ecosystems



employment &
economic development



greater transit
accessibility



dollar
savings

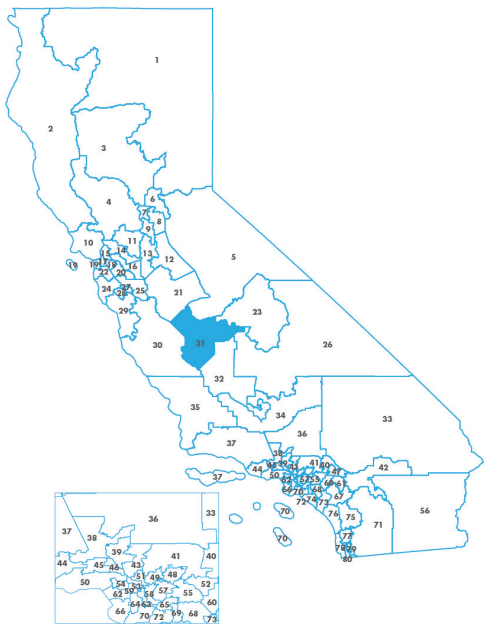
Some projects are not located at a single address, and therefore could be attributable to multiple legislative districts. For projects that physically cross multiple legislative districts (e.g., transit projects), the entire project funding and other benefits are attributed to all relevant districts. For projects that report at the census tract level (e.g., vouchers, rebates, and household installations), the entire project funding and other benefits are attributed to a single district, determined by which district includes the majority of the census tract.



ASSEMBLY DISTRICT 31 SNAPSHOT

Cap-and-Trade Dollars at Work Across California

California Climate Investments is a statewide program that puts billions of Cap-and-Trade dollars to work reducing greenhouse gas emissions, strengthening the economy, and improving public health and the environment, particularly in disadvantaged communities and low-income communities and households, collectively referred to as priority populations.



For an interactive map of investments statewide, visit caclimateinvestments.ca.gov.



\$351.1 million

Cap-and-Trade dollars implemented within the District through November 30, 2021



98%

of total funds invested within the District benefiting priority populations



6,828

projects, rebates, and vouchers implemented within the District



150,734,300

MTCO₂e estimated over reduction timeframe



\$2.98 billion for High-Speed Rail

Statewide Co-Benefits



improved air quality



reduced water use



enhanced ecosystems



employment & economic development



greater transit accessibility



dollar savings

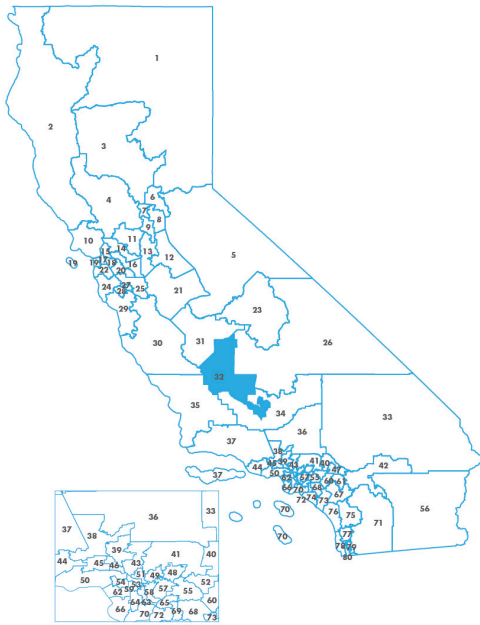
Some projects are not located at a single address, and therefore could be attributable to multiple legislative districts. For projects that physically cross multiple legislative districts (e.g., transit projects), the entire project funding and other benefits are attributed to all relevant districts. For projects that report at the census tract level (e.g., vouchers, rebates, and household installations), the entire project funding and other benefits are attributed to a single district, determined by which district includes the majority of the census tract.



ASSEMBLY DISTRICT 32 SNAPSHOT

Cap-and-Trade Dollars at Work Across California

California Climate Investments is a statewide program that puts billions of Cap-and-Trade dollars to work reducing greenhouse gas emissions, strengthening the economy, and improving public health and the environment, particularly in disadvantaged communities and low-income communities and households, collectively referred to as priority populations.



For an interactive map of investments statewide, visit caclimateinvestments.ca.gov.



\$210.8 million

Cap-and-Trade dollars implemented within the District through November 30, 2021



64%

of total funds invested within the District benefiting priority populations



6,809

projects, rebates, and vouchers implemented within the District



7,381,310

MTCO₂e estimated over reduction timeframe

Statewide Co-Benefits



improved air quality



reduced water use



enhanced ecosystems



employment & economic development



greater transit accessibility



dollar savings

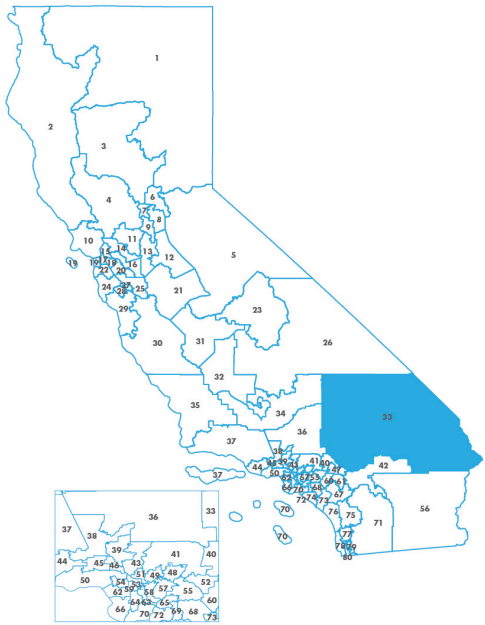
Some projects are not located at a single address, and therefore could be attributable to multiple legislative districts. For projects that physically cross multiple legislative districts (e.g., transit projects), the entire project funding and other benefits are attributed to all relevant districts. For projects that report at the census tract level (e.g., vouchers, rebates, and household installations), the entire project funding and other benefits are attributed to a single district, determined by which district includes the majority of the census tract.



ASSEMBLY DISTRICT 33 SNAPSHOT

Cap-and-Trade Dollars at Work Across California

California Climate Investments is a statewide program that puts billions of Cap-and-Trade dollars to work reducing greenhouse gas emissions, strengthening the economy, and improving public health and the environment, particularly in disadvantaged communities and low-income communities and households, collectively referred to as priority populations.



For an interactive map of investments statewide, visit caclimateinvestments.ca.gov.



\$60.0 million

Cap-and-Trade dollars implemented within the District through November 30, 2021



86%

of total funds invested within the District benefiting priority populations



1,261

projects, rebates, and vouchers implemented within the District



438,191

MTCO₂e estimated over reduction timeframe

Statewide Co-Benefits



improved air quality



reduced water use



enhanced ecosystems



employment & economic development



greater transit accessibility



dollar savings

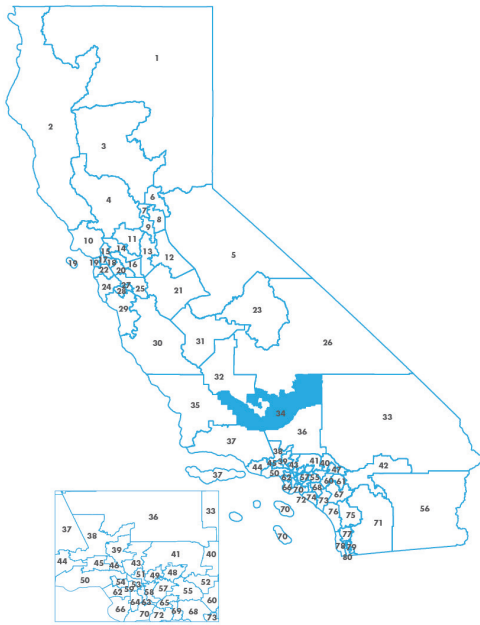
Some projects are not located at a single address, and therefore could be attributable to multiple legislative districts. For projects that physically cross multiple legislative districts (e.g., transit projects), the entire project funding and other benefits are attributed to all relevant districts. For projects that report at the census tract level (e.g., vouchers, rebates, and household installations), the entire project funding and other benefits are attributed to a single district, determined by which district includes the majority of the census tract.



ASSEMBLY DISTRICT 34 SNAPSHOT

Cap-and-Trade Dollars at Work Across California

California Climate Investments is a statewide program that puts billions of Cap-and-Trade dollars to work reducing greenhouse gas emissions, strengthening the economy, and improving public health and the environment, particularly in disadvantaged communities and low-income communities and households, collectively referred to as priority populations.



For an interactive map of investments statewide, visit caclimateinvestments.ca.gov.



\$96.0 million

Cap-and-Trade dollars implemented within the District through November 30, 2021



69%

of total funds invested within the District benefiting priority populations



4,877

projects, rebates, and vouchers implemented within the District



541,170

MTCO₂e estimated over reduction timeframe

Statewide Co-Benefits



improved air quality



reduced water use



enhanced ecosystems



employment & economic development



greater transit accessibility



dollar savings

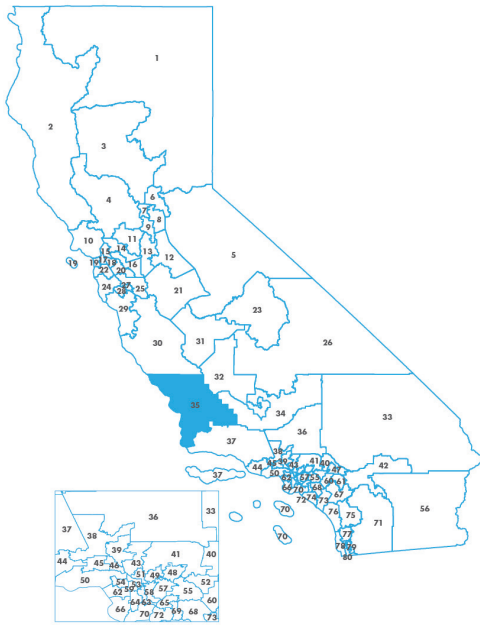
Some projects are not located at a single address, and therefore could be attributable to multiple legislative districts. For projects that physically cross multiple legislative districts (e.g., transit projects), the entire project funding and other benefits are attributed to all relevant districts. For projects that report at the census tract level (e.g., vouchers, rebates, and household installations), the entire project funding and other benefits are attributed to a single district, determined by which district includes the majority of the census tract.



ASSEMBLY DISTRICT 35 SNAPSHOT

Cap-and-Trade Dollars at Work Across California

California Climate Investments is a statewide program that puts billions of Cap-and-Trade dollars to work reducing greenhouse gas emissions, strengthening the economy, and improving public health and the environment, particularly in disadvantaged communities and low-income communities and households, collectively referred to as priority populations.



For an interactive map of investments statewide, visit caclimateinvestments.ca.gov.



\$71.0 million

Cap-and-Trade dollars implemented within the District through November 30, 2021



45%

of total funds invested within the District benefiting priority populations



3,298

projects, rebates, and vouchers implemented within the District



364,303

MTCO₂e estimated over reduction timeframe

Statewide Co-Benefits



improved air quality



reduced water use



enhanced ecosystems



employment & economic development



greater transit accessibility



dollar savings

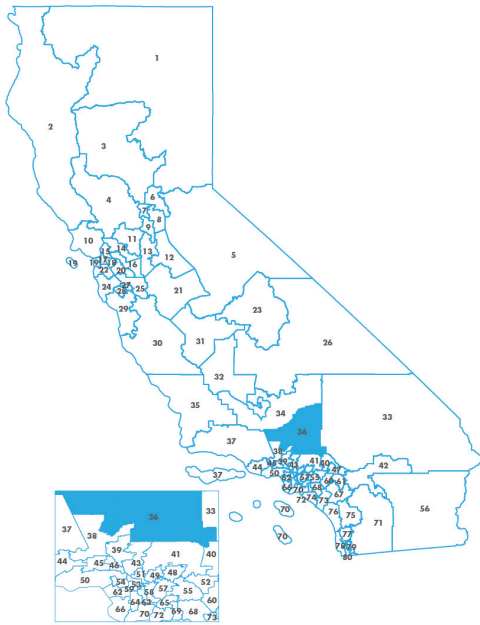
Some projects are not located at a single address, and therefore could be attributable to multiple legislative districts. For projects that physically cross multiple legislative districts (e.g., transit projects), the entire project funding and other benefits are attributed to all relevant districts. For projects that report at the census tract level (e.g., vouchers, rebates, and household installations), the entire project funding and other benefits are attributed to a single district, determined by which district includes the majority of the census tract.



ASSEMBLY DISTRICT 36 SNAPSHOT

Cap-and-Trade Dollars at Work Across California

California Climate Investments is a statewide program that puts billions of Cap-and-Trade dollars to work reducing greenhouse gas emissions, strengthening the economy, and improving public health and the environment, particularly in disadvantaged communities and low-income communities and households, collectively referred to as priority populations.



For an interactive map of investments statewide, visit caclimateinvestments.ca.gov.



\$145.5 million

Cap-and-Trade dollars implemented within the District through November 30, 2021



92%

of total funds invested within the District benefiting priority populations



2,449

projects, rebates, and vouchers implemented within the District



923,124

MTCO₂e estimated over reduction timeframe

Statewide Co-Benefits



improved air quality



reduced water use



enhanced ecosystems



employment & economic development



greater transit accessibility



dollar savings

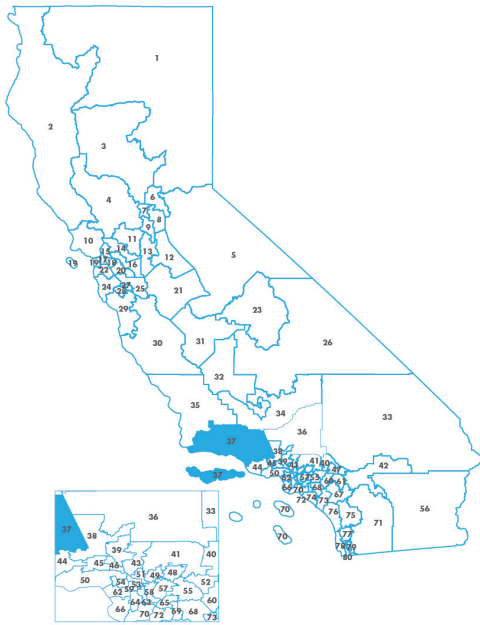
Some projects are not located at a single address, and therefore could be attributable to multiple legislative districts. For projects that physically cross multiple legislative districts (e.g., transit projects), the entire project funding and other benefits are attributed to all relevant districts. For projects that report at the census tract level (e.g., vouchers, rebates, and household installations), the entire project funding and other benefits are attributed to a single district, determined by which district includes the majority of the census tract.



ASSEMBLY DISTRICT 37 SNAPSHOT

Cap-and-Trade Dollars at Work Across California

California Climate Investments is a statewide program that puts billions of Cap-and-Trade dollars to work reducing greenhouse gas emissions, strengthening the economy, and improving public health and the environment, particularly in disadvantaged communities and low-income communities and households, collectively referred to as priority populations.



For an interactive map of investments statewide, visit caclimateinvestments.ca.gov.



\$133.0 million

Cap-and-Trade dollars implemented within the District through November 30, 2021



80%

of total funds invested within the District benefiting priority populations



4,974

projects, rebates, and vouchers implemented within the District



625,918

MTCO₂e estimated over reduction timeframe

Statewide Co-Benefits



improved air quality



reduced water use



enhanced ecosystems



employment & economic development



greater transit accessibility



dollar savings

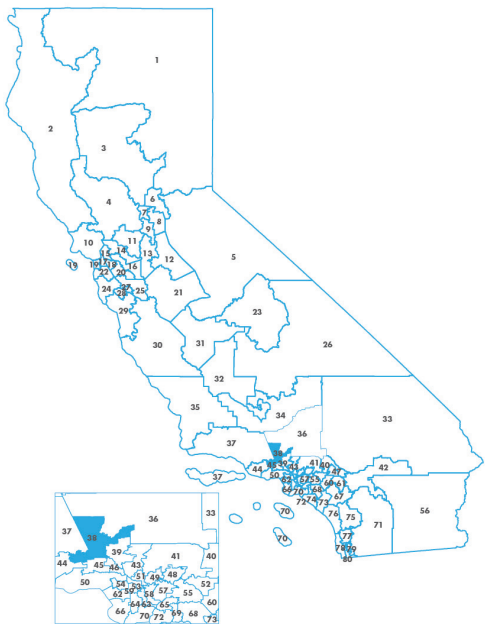
Some projects are not located at a single address, and therefore could be attributable to multiple legislative districts. For projects that physically cross multiple legislative districts (e.g., transit projects), the entire project funding and other benefits are attributed to all relevant districts. For projects that report at the census tract level (e.g., vouchers, rebates, and household installations), the entire project funding and other benefits are attributed to a single district, determined by which district includes the majority of the census tract.



ASSEMBLY DISTRICT 38 SNAPSHOT

Cap-and-Trade Dollars at Work Across California

California Climate Investments is a statewide program that puts billions of Cap-and-Trade dollars to work reducing greenhouse gas emissions, strengthening the economy, and improving public health and the environment, particularly in disadvantaged communities and low-income communities and households, collectively referred to as priority populations.



For an interactive map of investments statewide, visit caclimateinvestments.ca.gov.



\$121.5 million

Cap-and-Trade dollars implemented within the District through November 30, 2021



87%

of total funds invested within the District benefiting priority populations



8,522

projects, rebates, and vouchers implemented within the District



810,405

MTCO₂e estimated over reduction timeframe

Statewide Co-Benefits



improved air quality



reduced water use



enhanced ecosystems



employment & economic development



greater transit accessibility



dollar savings

Some projects are not located at a single address, and therefore could be attributable to multiple legislative districts. For projects that physically cross multiple legislative districts (e.g., transit projects), the entire project funding and other benefits are attributed to all relevant districts. For projects that report at the census tract level (e.g., vouchers, rebates, and household installations), the entire project funding and other benefits are attributed to a single district, determined by which district includes the majority of the census tract.



Cap and Trade
Dollars at Work

ASSEMBLY DISTRICT 39 SNAPSHOT

Cap-and-Trade Dollars at Work Across California

California Climate Investments is a statewide program that puts billions of Cap-and-Trade dollars to work reducing greenhouse gas emissions, strengthening the economy, and improving public health and the environment, particularly in disadvantaged communities and low-income communities and households, collectively referred to as priority populations.



For an interactive map of investments statewide, visit caclimateinvestments.ca.gov.



\$159.9 million

Cap-and-Trade dollars implemented within the District through November 30, 2021



99%

of total funds invested within the District benefiting priority populations



3,628

projects, rebates, and vouchers implemented within the District



899,208

MTCO₂e estimated over reduction timeframe

Statewide Co-Benefits



improved
air quality



reduced
water use



enhanced
ecosystems



employment &
economic development



greater transit
accessibility



dollar
savings

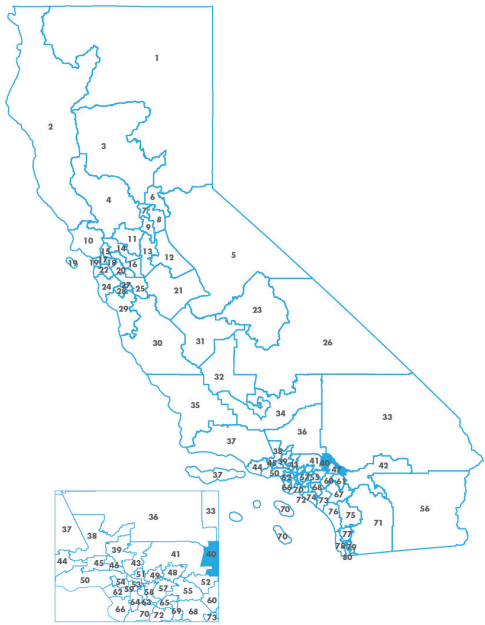
Some projects are not located at a single address, and therefore could be attributable to multiple legislative districts. For projects that physically cross multiple legislative districts (e.g., transit projects), the entire project funding and other benefits are attributed to all relevant districts. For projects that report at the census tract level (e.g., vouchers, rebates, and household installations), the entire project funding and other benefits are attributed to a single district, determined by which district includes the majority of the census tract.



ASSEMBLY DISTRICT 40 SNAPSHOT

Cap-and-Trade Dollars at Work Across California

California Climate Investments is a statewide program that puts billions of Cap-and-Trade dollars to work reducing greenhouse gas emissions, strengthening the economy, and improving public health and the environment, particularly in disadvantaged communities and low-income communities and households, collectively referred to as priority populations.



For an interactive map of investments statewide, visit caclimateinvestments.ca.gov.



\$125.2 million

Cap-and-Trade dollars implemented within the District through November 30, 2021



88%

of total funds invested within the District benefiting priority populations



10,283

projects, rebates, and vouchers implemented within the District



500,546

MTCO₂e estimated over reduction timeframe

Statewide Co-Benefits



improved air quality



reduced water use



enhanced ecosystems



employment & economic development



greater transit accessibility



dollar savings

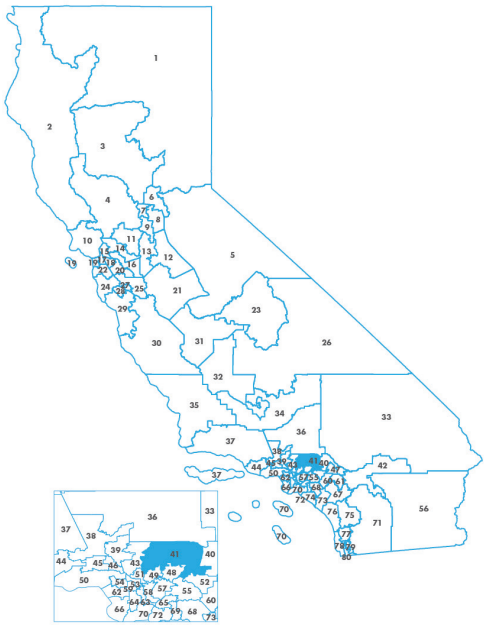
Some projects are not located at a single address, and therefore could be attributable to multiple legislative districts. For projects that physically cross multiple legislative districts (e.g., transit projects), the entire project funding and other benefits are attributed to all relevant districts. For projects that report at the census tract level (e.g., vouchers, rebates, and household installations), the entire project funding and other benefits are attributed to a single district, determined by which district includes the majority of the census tract.



ASSEMBLY DISTRICT 41 SNAPSHOT

Cap-and-Trade Dollars at Work Across California

California Climate Investments is a statewide program that puts billions of Cap-and-Trade dollars to work reducing greenhouse gas emissions, strengthening the economy, and improving public health and the environment, particularly in disadvantaged communities and low-income communities and households, collectively referred to as priority populations.



For an interactive map of investments statewide, visit caclimateinvestments.ca.gov.



\$150.6 million

Cap-and-Trade dollars implemented within the District through November 30, 2021



85%

of total funds invested within the District benefiting priority populations



8,454

projects, rebates, and vouchers implemented within the District



679,396

MTCO₂e estimated over reduction timeframe

Statewide Co-Benefits



improved air quality



reduced water use



enhanced ecosystems



employment & economic development



greater transit accessibility



dollar savings

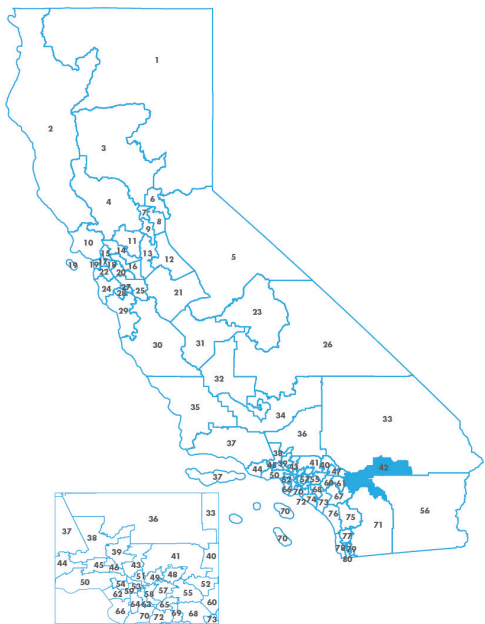
Some projects are not located at a single address, and therefore could be attributable to multiple legislative districts. For projects that physically cross multiple legislative districts (e.g., transit projects), the entire project funding and other benefits are attributed to all relevant districts. For projects that report at the census tract level (e.g., vouchers, rebates, and household installations), the entire project funding and other benefits are attributed to a single district, determined by which district includes the majority of the census tract.



ASSEMBLY DISTRICT 42 SNAPSHOT

Cap-and-Trade Dollars at Work Across California

California Climate Investments is a statewide program that puts billions of Cap-and-Trade dollars to work reducing greenhouse gas emissions, strengthening the economy, and improving public health and the environment, particularly in disadvantaged communities and low-income communities and households, collectively referred to as priority populations.



For an interactive map of investments statewide, visit caclimateinvestments.ca.gov.



\$29.0 million

Cap-and-Trade dollars implemented within the District through November 30, 2021



68%

of total funds invested within the District benefiting priority populations



2,548

projects, rebates, and vouchers implemented within the District



9,202

MTCO₂e estimated over reduction timeframe

Statewide Co-Benefits



improved air quality



reduced water use



enhanced ecosystems



employment & economic development



greater transit accessibility



dollar savings

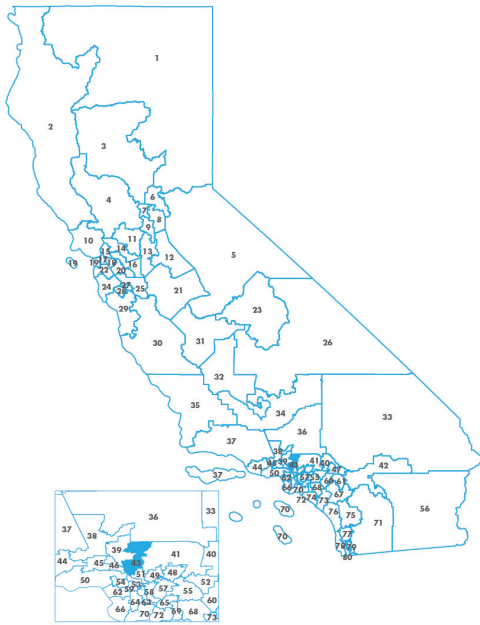
Some projects are not located at a single address, and therefore could be attributable to multiple legislative districts. For projects that physically cross multiple legislative districts (e.g., transit projects), the entire project funding and other benefits are attributed to all relevant districts. For projects that report at the census tract level (e.g., vouchers, rebates, and household installations), the entire project funding and other benefits are attributed to a single district, determined by which district includes the majority of the census tract.



ASSEMBLY DISTRICT 43 SNAPSHOT

Cap-and-Trade Dollars at Work Across California

California Climate Investments is a statewide program that puts billions of Cap-and-Trade dollars to work reducing greenhouse gas emissions, strengthening the economy, and improving public health and the environment, particularly in disadvantaged communities and low-income communities and households, collectively referred to as priority populations.



For an interactive map of investments statewide, visit caclimateinvestments.ca.gov.



\$146.4 million

Cap-and-Trade dollars implemented within the District through November 30, 2021



94%

of total funds invested within the District benefiting priority populations



8,362

projects, rebates, and vouchers implemented within the District



885,831

MTCO₂e estimated over reduction timeframe

Statewide Co-Benefits



improved air quality



reduced water use



enhanced ecosystems



employment & economic development



greater transit accessibility



dollar savings

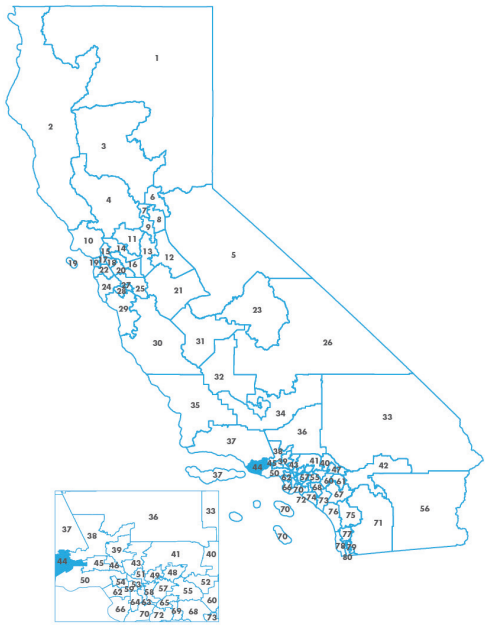
Some projects are not located at a single address, and therefore could be attributable to multiple legislative districts. For projects that physically cross multiple legislative districts (e.g., transit projects), the entire project funding and other benefits are attributed to all relevant districts. For projects that report at the census tract level (e.g., vouchers, rebates, and household installations), the entire project funding and other benefits are attributed to a single district, determined by which district includes the majority of the census tract.



ASSEMBLY DISTRICT 44 SNAPSHOT

Cap-and-Trade Dollars at Work Across California

California Climate Investments is a statewide program that puts billions of Cap-and-Trade dollars to work reducing greenhouse gas emissions, strengthening the economy, and improving public health and the environment, particularly in disadvantaged communities and low-income communities and households, collectively referred to as priority populations.



For an interactive map of investments statewide, visit caclimateinvestments.ca.gov.



\$101.2 million

Cap-and-Trade dollars implemented within the District through November 30, 2021



87%

of total funds invested within the District benefiting priority populations



4,825

projects, rebates, and vouchers implemented within the District



548,859

MTCO₂e estimated over reduction timeframe

Statewide Co-Benefits



improved
air quality



reduced
water use



enhanced
ecosystems



employment &
economic development



greater transit
accessibility



dollar
savings

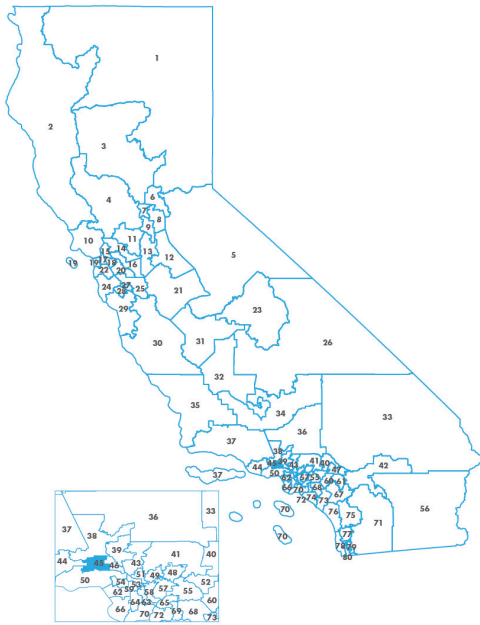
Some projects are not located at a single address, and therefore could be attributable to multiple legislative districts. For projects that physically cross multiple legislative districts (e.g., transit projects), the entire project funding and other benefits are attributed to all relevant districts. For projects that report at the census tract level (e.g., vouchers, rebates, and household installations), the entire project funding and other benefits are attributed to a single district, determined by which district includes the majority of the census tract.



ASSEMBLY DISTRICT 45 SNAPSHOT

Cap-and-Trade Dollars at Work Across California

California Climate Investments is a statewide program that puts billions of Cap-and-Trade dollars to work reducing greenhouse gas emissions, strengthening the economy, and improving public health and the environment, particularly in disadvantaged communities and low-income communities and households, collectively referred to as priority populations.



For an interactive map of investments statewide, visit caclimateinvestments.ca.gov.



\$129.0 million

Cap-and-Trade dollars implemented within the District through November 30, 2021



86%

of total funds invested within the District benefiting priority populations



7,313

projects, rebates, and vouchers implemented within the District



870,851

MTCO₂e estimated over reduction timeframe

Statewide Co-Benefits



improved air quality



reduced water use



enhanced ecosystems



employment & economic development



greater transit accessibility



dollar savings

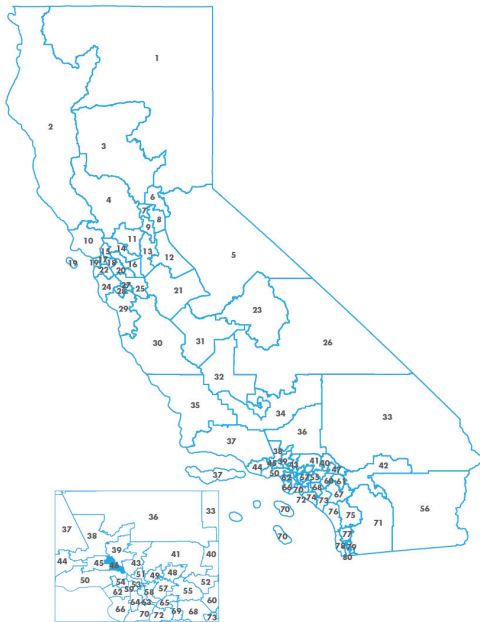
Some projects are not located at a single address, and therefore could be attributable to multiple legislative districts. For projects that physically cross multiple legislative districts (e.g., transit projects), the entire project funding and other benefits are attributed to all relevant districts. For projects that report at the census tract level (e.g., vouchers, rebates, and household installations), the entire project funding and other benefits are attributed to a single district, determined by which district includes the majority of the census tract.



ASSEMBLY DISTRICT 46 SNAPSHOT

Cap-and-Trade Dollars at Work Across California

California Climate Investments is a statewide program that puts billions of Cap-and-Trade dollars to work reducing greenhouse gas emissions, strengthening the economy, and improving public health and the environment, particularly in disadvantaged communities and low-income communities and households, collectively referred to as priority populations.



For an interactive map of investments statewide, visit caclimateinvestments.ca.gov.



\$146.8 million

Cap-and-Trade dollars implemented within the District through November 30, 2021



95%

of total funds invested within the District benefiting priority populations



6,683

projects, rebates, and vouchers implemented within the District



893,712

MTCO₂e estimated over reduction timeframe

Statewide Co-Benefits



improved air quality



reduced water use



enhanced ecosystems



employment & economic development



greater transit accessibility



dollar savings

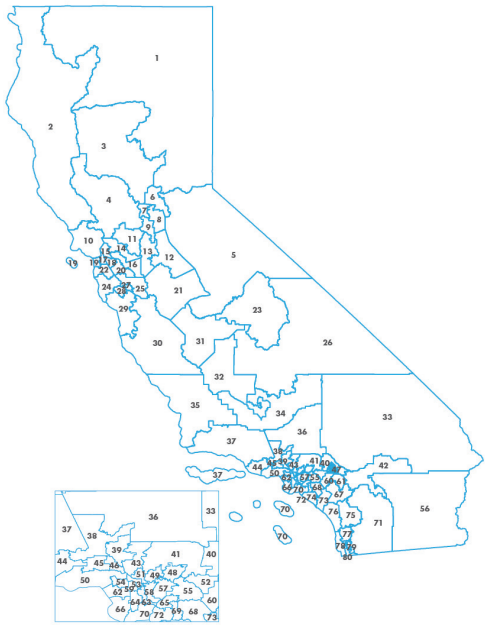
Some projects are not located at a single address, and therefore could be attributable to multiple legislative districts. For projects that physically cross multiple legislative districts (e.g., transit projects), the entire project funding and other benefits are attributed to all relevant districts. For projects that report at the census tract level (e.g., vouchers, rebates, and household installations), the entire project funding and other benefits are attributed to a single district, determined by which district includes the majority of the census tract.



ASSEMBLY DISTRICT 47 SNAPSHOT

Cap-and-Trade Dollars at Work Across California

California Climate Investments is a statewide program that puts billions of Cap-and-Trade dollars to work reducing greenhouse gas emissions, strengthening the economy, and improving public health and the environment, particularly in disadvantaged communities and low-income communities and households, collectively referred to as priority populations.



For an interactive map of investments statewide, visit caclimateinvestments.ca.gov.



\$186.2 million

Cap-and-Trade dollars implemented within the District through November 30, 2021



95%

of total funds invested within the District benefiting priority populations



3,152

projects, rebates, and vouchers implemented within the District



1,025,861

MTCO₂e estimated over reduction timeframe

Statewide Co-Benefits



improved air quality



reduced water use



enhanced ecosystems



employment & economic development



greater transit accessibility



dollar savings

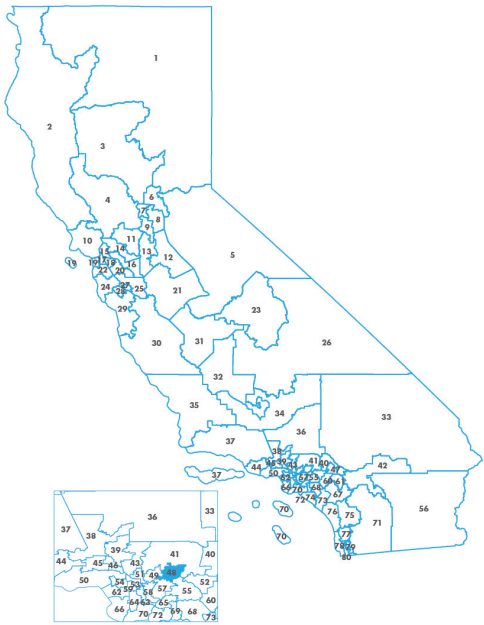
Some projects are not located at a single address, and therefore could be attributable to multiple legislative districts. For projects that physically cross multiple legislative districts (e.g., transit projects), the entire project funding and other benefits are attributed to all relevant districts. For projects that report at the census tract level (e.g., vouchers, rebates, and household installations), the entire project funding and other benefits are attributed to a single district, determined by which district includes the majority of the census tract.



ASSEMBLY DISTRICT 48 SNAPSHOT

Cap-and-Trade Dollars at Work Across California

California Climate Investments is a statewide program that puts billions of Cap-and-Trade dollars to work reducing greenhouse gas emissions, strengthening the economy, and improving public health and the environment, particularly in disadvantaged communities and low-income communities and households, collectively referred to as priority populations.



For an interactive map of investments statewide, visit caclimateinvestments.ca.gov.



\$193.6 million

Cap-and-Trade dollars implemented within the District through November 30, 2021



98%

of total funds invested within the District benefiting priority populations



5,273

projects, rebates, and vouchers implemented within the District



750,944

MTCO₂e estimated over reduction timeframe

Statewide Co-Benefits



improved air quality



reduced water use



enhanced ecosystems



employment & economic development



greater transit accessibility



dollar savings

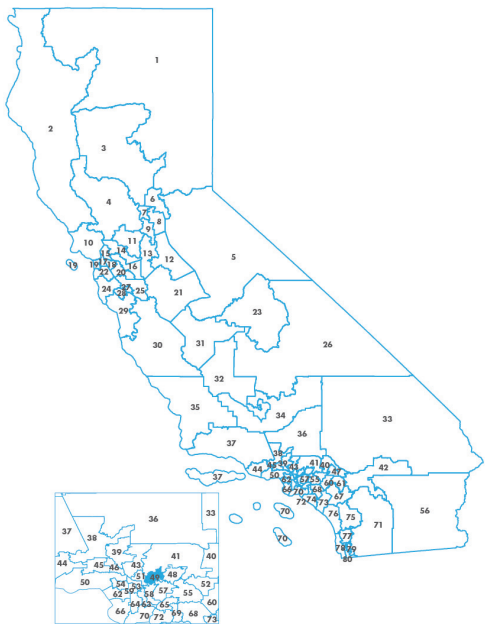
Some projects are not located at a single address, and therefore could be attributable to multiple legislative districts. For projects that physically cross multiple legislative districts (e.g., transit projects), the entire project funding and other benefits are attributed to all relevant districts. For projects that report at the census tract level (e.g., vouchers, rebates, and household installations), the entire project funding and other benefits are attributed to a single district, determined by which district includes the majority of the census tract.



ASSEMBLY DISTRICT 49 SNAPSHOT

Cap-and-Trade Dollars at Work Across California

California Climate Investments is a statewide program that puts billions of Cap-and-Trade dollars to work reducing greenhouse gas emissions, strengthening the economy, and improving public health and the environment, particularly in disadvantaged communities and low-income communities and households, collectively referred to as priority populations.



For an interactive map of investments statewide, visit caclimateinvestments.ca.gov.



\$140.2 million

Cap-and-Trade dollars implemented within the District through November 30, 2021



94%

of total funds invested within the District benefiting priority populations



11,231

projects, rebates, and vouchers implemented within the District



622,182

MTCO₂e estimated over reduction timeframe

Statewide Co-Benefits



improved air quality



reduced water use



enhanced ecosystems



employment & economic development



greater transit accessibility



dollar savings

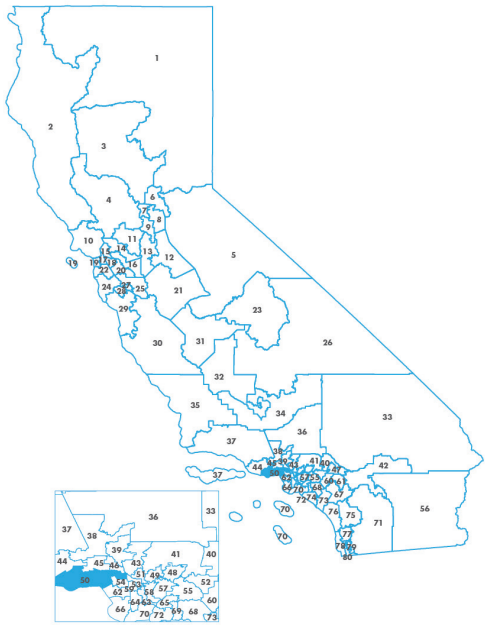
Some projects are not located at a single address, and therefore could be attributable to multiple legislative districts. For projects that physically cross multiple legislative districts (e.g., transit projects), the entire project funding and other benefits are attributed to all relevant districts. For projects that report at the census tract level (e.g., vouchers, rebates, and household installations), the entire project funding and other benefits are attributed to a single district, determined by which district includes the majority of the census tract.



ASSEMBLY DISTRICT 50 SNAPSHOT

Cap-and-Trade Dollars at Work Across California

California Climate Investments is a statewide program that puts billions of Cap-and-Trade dollars to work reducing greenhouse gas emissions, strengthening the economy, and improving public health and the environment, particularly in disadvantaged communities and low-income communities and households, collectively referred to as priority populations.



\$153.4 million

Cap-and-Trade dollars implemented within the District through November 30, 2021



84%

of total funds invested within the District benefiting priority populations



11,212

projects, rebates, and vouchers implemented within the District



884,213

MTCO₂e estimated over reduction timeframe

For an interactive map of investments statewide, visit caclimateinvestments.ca.gov.

Statewide Co-Benefits



improved air quality



reduced water use



enhanced ecosystems



employment & economic development



greater transit accessibility



dollar savings

Some projects are not located at a single address, and therefore could be attributable to multiple legislative districts. For projects that physically cross multiple legislative districts (e.g., transit projects), the entire project funding and other benefits are attributed to all relevant districts. For projects that report at the census tract level (e.g., vouchers, rebates, and household installations), the entire project funding and other benefits are attributed to a single district, determined by which district includes the majority of the census tract.



Cap and Trade
Dollars at Work

ASSEMBLY DISTRICT 51 SNAPSHOT

Cap-and-Trade Dollars at Work Across California

California Climate Investments is a statewide program that puts billions of Cap-and-Trade dollars to work reducing greenhouse gas emissions, strengthening the economy, and improving public health and the environment, particularly in disadvantaged communities and low-income communities and households, collectively referred to as priority populations.



For an interactive map of investments statewide, visit caclimateinvestments.ca.gov.



\$253.6 million

Cap-and-Trade dollars implemented within the District through November 30, 2021



91%

of total funds invested within the District benefiting priority populations



5,273

projects, rebates, and vouchers implemented within the District



1,059,350

MTCO₂e estimated over reduction timeframe

Statewide Co-Benefits



improved
air quality



reduced
water use



enhanced
ecosystems



employment &
economic development



greater transit
accessibility



dollar
savings

Some projects are not located at a single address, and therefore could be attributable to multiple legislative districts. For projects that physically cross multiple legislative districts (e.g., transit projects), the entire project funding and other benefits are attributed to all relevant districts. For projects that report at the census tract level (e.g., vouchers, rebates, and household installations), the entire project funding and other benefits are attributed to a single district, determined by which district includes the majority of the census tract.

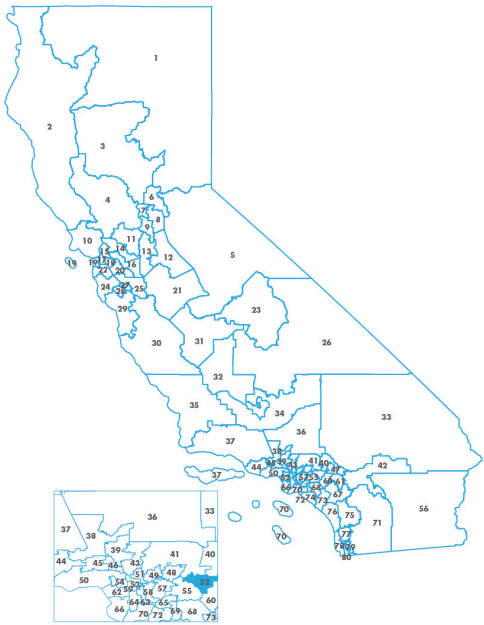


Cap and Trade
Dollars at Work

ASSEMBLY DISTRICT 52 SNAPSHOT

Cap-and-Trade Dollars at Work Across California

California Climate Investments is a statewide program that puts billions of Cap-and-Trade dollars to work reducing greenhouse gas emissions, strengthening the economy, and improving public health and the environment, particularly in disadvantaged communities and low-income communities and households, collectively referred to as priority populations.



For an interactive map of investments statewide, visit caclimateinvestments.ca.gov.



\$238.6 million

Cap-and-Trade dollars implemented within the District through November 30, 2021



95%

of total funds invested within the District benefiting priority populations



5,156

projects, rebates, and vouchers implemented within the District



645,298

MTCO₂e estimated over reduction timeframe

Statewide Co-Benefits



improved
air quality



reduced
water use



enhanced
ecosystems



employment &
economic development



greater transit
accessibility



dollar
savings

Some projects are not located at a single address, and therefore could be attributable to multiple legislative districts. For projects that physically cross multiple legislative districts (e.g., transit projects), the entire project funding and other benefits are attributed to all relevant districts. For projects that report at the census tract level (e.g., vouchers, rebates, and household installations), the entire project funding and other benefits are attributed to a single district, determined by which district includes the majority of the census tract.

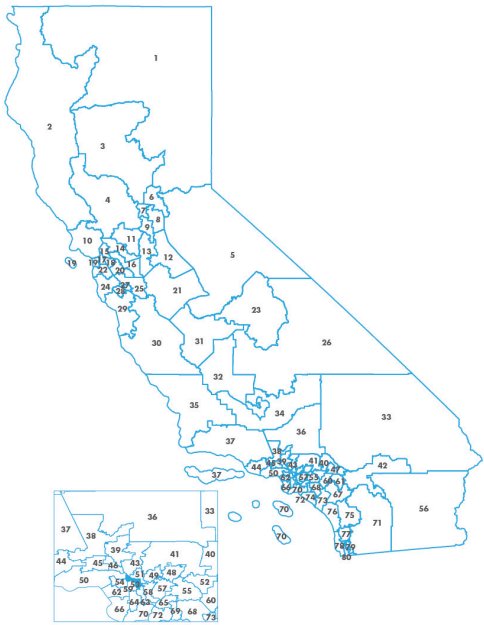


Cap and Trade
Dollars at Work

ASSEMBLY DISTRICT 53 SNAPSHOT

Cap-and-Trade Dollars at Work Across California

California Climate Investments is a statewide program that puts billions of Cap-and-Trade dollars to work reducing greenhouse gas emissions, strengthening the economy, and improving public health and the environment, particularly in disadvantaged communities and low-income communities and households, collectively referred to as priority populations.



For an interactive map of investments statewide, visit caclimateinvestments.ca.gov.



\$378.7 million

Cap-and-Trade dollars implemented within the District through November 30, 2021



95%

of total funds invested within the District benefiting priority populations



3,475

projects, rebates, and vouchers implemented within the District



2,555,622

MTCO₂e estimated over reduction timeframe

Statewide Co-Benefits



improved
air quality



reduced
water use



enhanced
ecosystems



employment &
economic development



greater transit
accessibility



dollar
savings

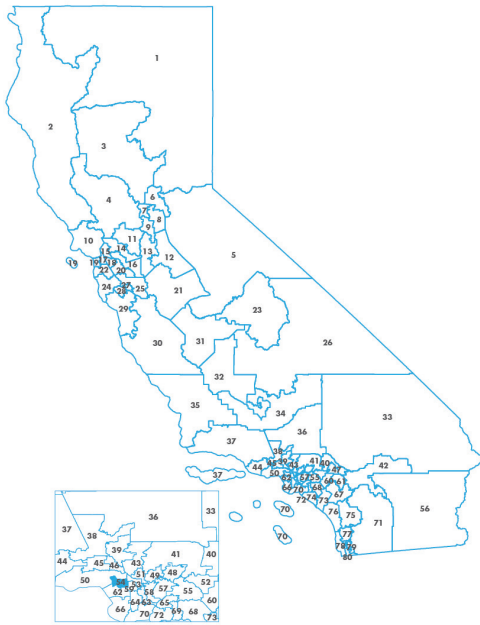
Some projects are not located at a single address, and therefore could be attributable to multiple legislative districts. For projects that physically cross multiple legislative districts (e.g., transit projects), the entire project funding and other benefits are attributed to all relevant districts. For projects that report at the census tract level (e.g., vouchers, rebates, and household installations), the entire project funding and other benefits are attributed to a single district, determined by which district includes the majority of the census tract.



ASSEMBLY DISTRICT 54 SNAPSHOT

Cap-and-Trade Dollars at Work Across California

California Climate Investments is a statewide program that puts billions of Cap-and-Trade dollars to work reducing greenhouse gas emissions, strengthening the economy, and improving public health and the environment, particularly in disadvantaged communities and low-income communities and households, collectively referred to as priority populations.



For an interactive map of investments statewide, visit caclimateinvestments.ca.gov.



\$176.0 million

Cap-and-Trade dollars implemented within the District through November 30, 2021



92%

of total funds invested within the District benefiting priority populations



6,441

projects, rebates, and vouchers implemented within the District



804,980

MTCO₂e estimated over reduction timeframe

Statewide Co-Benefits



improved air quality



reduced water use



enhanced ecosystems



employment & economic development



greater transit accessibility



dollar savings

Some projects are not located at a single address, and therefore could be attributable to multiple legislative districts. For projects that physically cross multiple legislative districts (e.g., transit projects), the entire project funding and other benefits are attributed to all relevant districts. For projects that report at the census tract level (e.g., vouchers, rebates, and household installations), the entire project funding and other benefits are attributed to a single district, determined by which district includes the majority of the census tract.



ASSEMBLY DISTRICT 55 SNAPSHOT

Cap-and-Trade Dollars at Work Across California

California Climate Investments is a statewide program that puts billions of Cap-and-Trade dollars to work reducing greenhouse gas emissions, strengthening the economy, and improving public health and the environment, particularly in disadvantaged communities and low-income communities and households, collectively referred to as priority populations.



For an interactive map of investments statewide, visit caclimateinvestments.ca.gov.



\$160.2 million

Cap-and-Trade dollars implemented within the District through November 30, 2021



60%

of total funds invested within the District benefiting priority populations



10,945

projects, rebates, and vouchers implemented within the District



791,761

MTCO₂e estimated over reduction timeframe

Statewide Co-Benefits



improved air quality



reduced water use



enhanced ecosystems



employment & economic development



greater transit accessibility



dollar savings

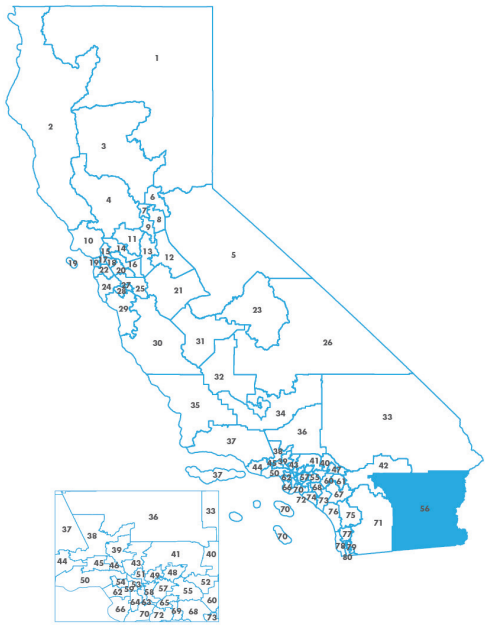
Some projects are not located at a single address, and therefore could be attributable to multiple legislative districts. For projects that physically cross multiple legislative districts (e.g., transit projects), the entire project funding and other benefits are attributed to all relevant districts. For projects that report at the census tract level (e.g., vouchers, rebates, and household installations), the entire project funding and other benefits are attributed to a single district, determined by which district includes the majority of the census tract.



ASSEMBLY DISTRICT 56 SNAPSHOT

Cap-and-Trade Dollars at Work Across California

California Climate Investments is a statewide program that puts billions of Cap-and-Trade dollars to work reducing greenhouse gas emissions, strengthening the economy, and improving public health and the environment, particularly in disadvantaged communities and low-income communities and households, collectively referred to as priority populations.



For an interactive map of investments statewide, visit caclimateinvestments.ca.gov.



\$131.2 million

Cap-and-Trade dollars implemented within the District through November 30, 2021



86%

of total funds invested within the District benefiting priority populations



1,976

projects, rebates, and vouchers implemented within the District



313,643

MTCO₂e estimated over reduction timeframe

Statewide Co-Benefits



improved air quality



reduced water use



enhanced ecosystems



employment & economic development



greater transit accessibility



dollar savings

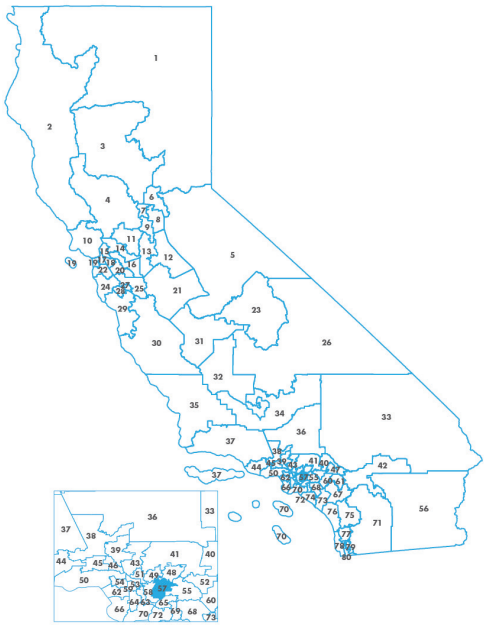
Some projects are not located at a single address, and therefore could be attributable to multiple legislative districts. For projects that physically cross multiple legislative districts (e.g., transit projects), the entire project funding and other benefits are attributed to all relevant districts. For projects that report at the census tract level (e.g., vouchers, rebates, and household installations), the entire project funding and other benefits are attributed to a single district, determined by which district includes the majority of the census tract.



ASSEMBLY DISTRICT 57 SNAPSHOT

Cap-and-Trade Dollars at Work Across California

California Climate Investments is a statewide program that puts billions of Cap-and-Trade dollars to work reducing greenhouse gas emissions, strengthening the economy, and improving public health and the environment, particularly in disadvantaged communities and low-income communities and households, collectively referred to as priority populations.



For an interactive map of investments statewide, visit caclimateinvestments.ca.gov.



\$136.7 million

Cap-and-Trade dollars implemented within the District through November 30, 2021



98%

of total funds invested within the District benefiting priority populations



4,965

projects, rebates, and vouchers implemented within the District



714,287

MTCO₂e estimated over reduction timeframe

Statewide Co-Benefits



improved air quality



reduced water use



enhanced ecosystems



employment & economic development



greater transit accessibility



dollar savings

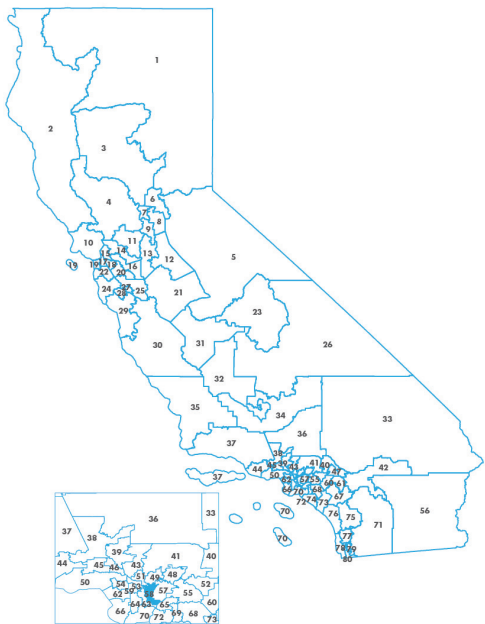
Some projects are not located at a single address, and therefore could be attributable to multiple legislative districts. For projects that physically cross multiple legislative districts (e.g., transit projects), the entire project funding and other benefits are attributed to all relevant districts. For projects that report at the census tract level (e.g., vouchers, rebates, and household installations), the entire project funding and other benefits are attributed to a single district, determined by which district includes the majority of the census tract.



ASSEMBLY DISTRICT 58 SNAPSHOT

Cap-and-Trade Dollars at Work Across California

California Climate Investments is a statewide program that puts billions of Cap-and-Trade dollars to work reducing greenhouse gas emissions, strengthening the economy, and improving public health and the environment, particularly in disadvantaged communities and low-income communities and households, collectively referred to as priority populations.



For an interactive map of investments statewide, visit caclimateinvestments.ca.gov.



\$115.7 million

Cap-and-Trade dollars implemented within the District through November 30, 2021



96%

of total funds invested within the District benefiting priority populations



4,331

projects, rebates, and vouchers implemented within the District



690,123

MTCO₂e estimated over reduction timeframe

Statewide Co-Benefits



improved air quality



reduced water use



enhanced ecosystems



employment & economic development



greater transit accessibility



dollar savings

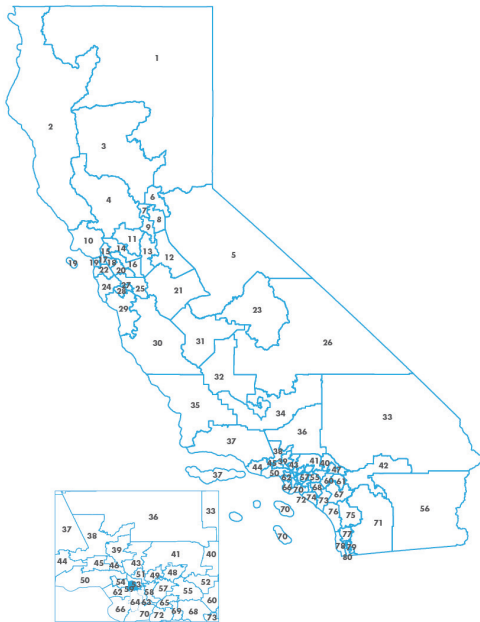
Some projects are not located at a single address, and therefore could be attributable to multiple legislative districts. For projects that physically cross multiple legislative districts (e.g., transit projects), the entire project funding and other benefits are attributed to all relevant districts. For projects that report at the census tract level (e.g., vouchers, rebates, and household installations), the entire project funding and other benefits are attributed to a single district, determined by which district includes the majority of the census tract.



ASSEMBLY DISTRICT 59 SNAPSHOT

Cap-and-Trade Dollars at Work Across California

California Climate Investments is a statewide program that puts billions of Cap-and-Trade dollars to work reducing greenhouse gas emissions, strengthening the economy, and improving public health and the environment, particularly in disadvantaged communities and low-income communities and households, collectively referred to as priority populations.



For an interactive map of investments statewide, visit caclimateinvestments.ca.gov.



\$159.4 million

Cap-and-Trade dollars implemented within the District through November 30, 2021



99%

of total funds invested within the District benefiting priority populations



1,362

projects, rebates, and vouchers implemented within the District



679,011

MTCO₂e estimated over reduction timeframe

Statewide Co-Benefits



improved air quality



reduced water use



enhanced ecosystems



employment & economic development



greater transit accessibility



dollar savings

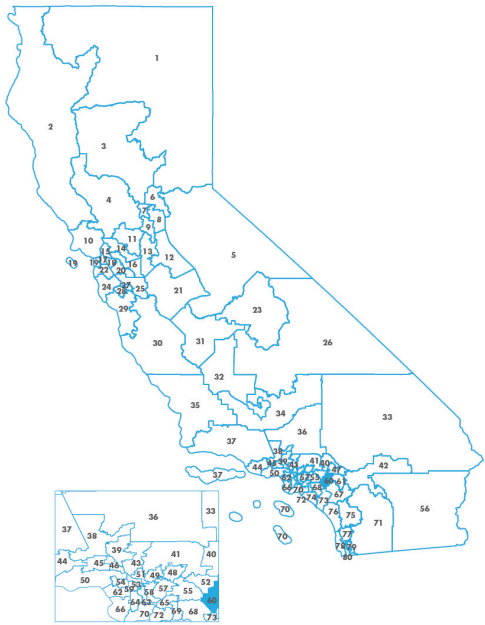
Some projects are not located at a single address, and therefore could be attributable to multiple legislative districts. For projects that physically cross multiple legislative districts (e.g., transit projects), the entire project funding and other benefits are attributed to all relevant districts. For projects that report at the census tract level (e.g., vouchers, rebates, and household installations), the entire project funding and other benefits are attributed to a single district, determined by which district includes the majority of the census tract.



ASSEMBLY DISTRICT 60 SNAPSHOT

Cap-and-Trade Dollars at Work Across California

California Climate Investments is a statewide program that puts billions of Cap-and-Trade dollars to work reducing greenhouse gas emissions, strengthening the economy, and improving public health and the environment, particularly in disadvantaged communities and low-income communities and households, collectively referred to as priority populations.



For an interactive map of investments statewide, visit caclimateinvestments.ca.gov.



\$85.1 million

Cap-and-Trade dollars implemented within the District through November 30, 2021



92%

of total funds invested within the District benefiting priority populations



5,104

projects, rebates, and vouchers implemented within the District



382,727

MTCO₂e estimated over reduction timeframe

Statewide Co-Benefits



improved air quality



reduced water use



enhanced ecosystems



employment & economic development



greater transit accessibility



dollar savings

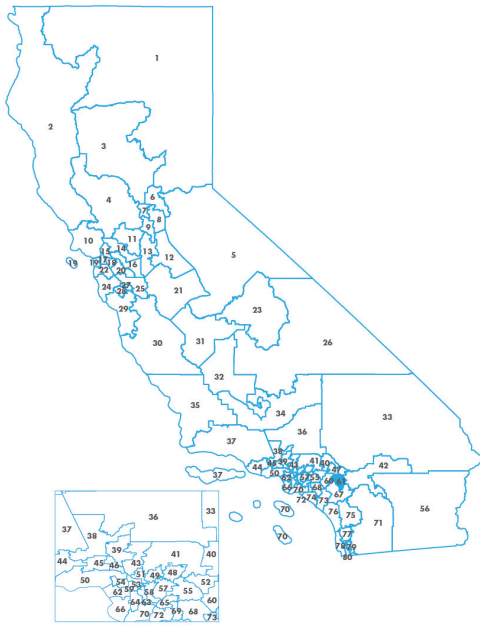
Some projects are not located at a single address, and therefore could be attributable to multiple legislative districts. For projects that physically cross multiple legislative districts (e.g., transit projects), the entire project funding and other benefits are attributed to all relevant districts. For projects that report at the census tract level (e.g., vouchers, rebates, and household installations), the entire project funding and other benefits are attributed to a single district, determined by which district includes the majority of the census tract.



ASSEMBLY DISTRICT 61 SNAPSHOT

Cap-and-Trade Dollars at Work Across California

California Climate Investments is a statewide program that puts billions of Cap-and-Trade dollars to work reducing greenhouse gas emissions, strengthening the economy, and improving public health and the environment, particularly in disadvantaged communities and low-income communities and households, collectively referred to as priority populations.



For an interactive map of investments statewide, visit caclimateinvestments.ca.gov.



\$182.6 million

Cap-and-Trade dollars implemented within the District through November 30, 2021



86%

of total funds invested within the District benefiting priority populations



2,989

projects, rebates, and vouchers implemented within the District



1,014,964

MTCO₂e estimated over reduction timeframe

Statewide Co-Benefits



improved air quality



reduced water use



enhanced ecosystems



employment & economic development



greater transit accessibility



dollar savings

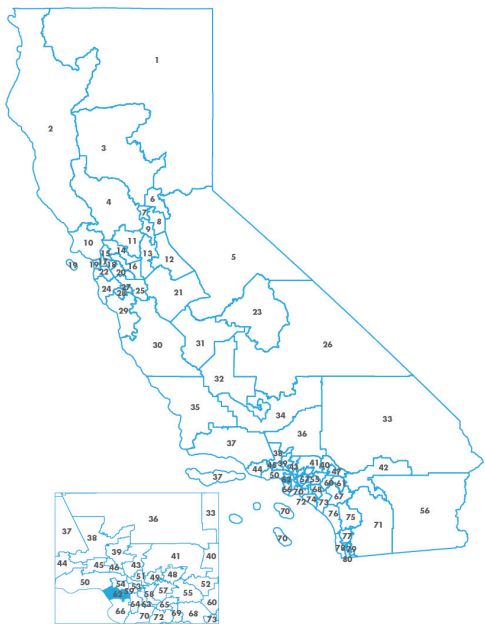
Some projects are not located at a single address, and therefore could be attributable to multiple legislative districts. For projects that physically cross multiple legislative districts (e.g., transit projects), the entire project funding and other benefits are attributed to all relevant districts. For projects that report at the census tract level (e.g., vouchers, rebates, and household installations), the entire project funding and other benefits are attributed to a single district, determined by which district includes the majority of the census tract.



ASSEMBLY DISTRICT 62 SNAPSHOT

Cap-and-Trade Dollars at Work Across California

California Climate Investments is a statewide program that puts billions of Cap-and-Trade dollars to work reducing greenhouse gas emissions, strengthening the economy, and improving public health and the environment, particularly in disadvantaged communities and low-income communities and households, collectively referred to as priority populations.



For an interactive map of investments statewide, visit caclimateinvestments.ca.gov.



\$115.3 million

Cap-and-Trade dollars implemented within the District through November 30, 2021



77%

of total funds invested within the District benefiting priority populations



5,658

projects, rebates, and vouchers implemented within the District



664,190

MTCO₂e estimated over reduction timeframe

Statewide Co-Benefits



improved air quality



reduced water use



enhanced ecosystems



employment & economic development



greater transit accessibility



dollar savings

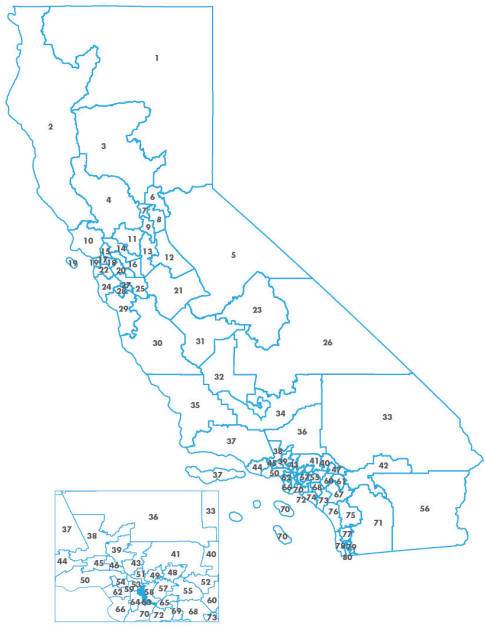
Some projects are not located at a single address, and therefore could be attributable to multiple legislative districts. For projects that physically cross multiple legislative districts (e.g., transit projects), the entire project funding and other benefits are attributed to all relevant districts. For projects that report at the census tract level (e.g., vouchers, rebates, and household installations), the entire project funding and other benefits are attributed to a single district, determined by which district includes the majority of the census tract.



ASSEMBLY DISTRICT 63 SNAPSHOT

Cap-and-Trade Dollars at Work Across California

California Climate Investments is a statewide program that puts billions of Cap-and-Trade dollars to work reducing greenhouse gas emissions, strengthening the economy, and improving public health and the environment, particularly in disadvantaged communities and low-income communities and households, collectively referred to as priority populations.



For an interactive map of investments statewide, visit caclimateinvestments.ca.gov.



\$104.0 million

Cap-and-Trade dollars implemented within the District through November 30, 2021



99%

of total funds invested within the District benefiting priority populations



2,366

projects, rebates, and vouchers implemented within the District



652,477

MTCO₂e estimated over reduction timeframe

Statewide Co-Benefits



improved air quality



reduced water use



enhanced ecosystems



employment & economic development



greater transit accessibility



dollar savings

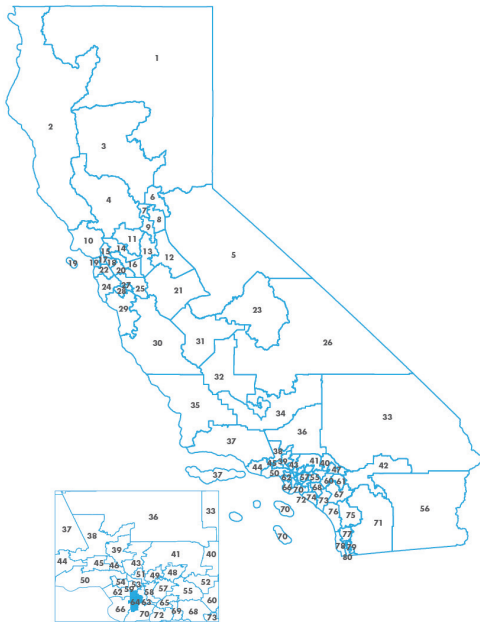
Some projects are not located at a single address, and therefore could be attributable to multiple legislative districts. For projects that physically cross multiple legislative districts (e.g., transit projects), the entire project funding and other benefits are attributed to all relevant districts. For projects that report at the census tract level (e.g., vouchers, rebates, and household installations), the entire project funding and other benefits are attributed to a single district, determined by which district includes the majority of the census tract.



ASSEMBLY DISTRICT 64 SNAPSHOT

Cap-and-Trade Dollars at Work Across California

California Climate Investments is a statewide program that puts billions of Cap-and-Trade dollars to work reducing greenhouse gas emissions, strengthening the economy, and improving public health and the environment, particularly in disadvantaged communities and low-income communities and households, collectively referred to as priority populations.



For an interactive map of investments statewide, visit caclimateinvestments.ca.gov.



\$273.9 million

Cap-and-Trade dollars implemented within the District through November 30, 2021



100%

of total funds invested within the District benefiting priority populations



3,929

projects, rebates, and vouchers implemented within the District



796,325

MTCO₂e estimated over reduction timeframe

Statewide Co-Benefits



improved air quality



reduced water use



enhanced ecosystems



employment & economic development



greater transit accessibility



dollar savings

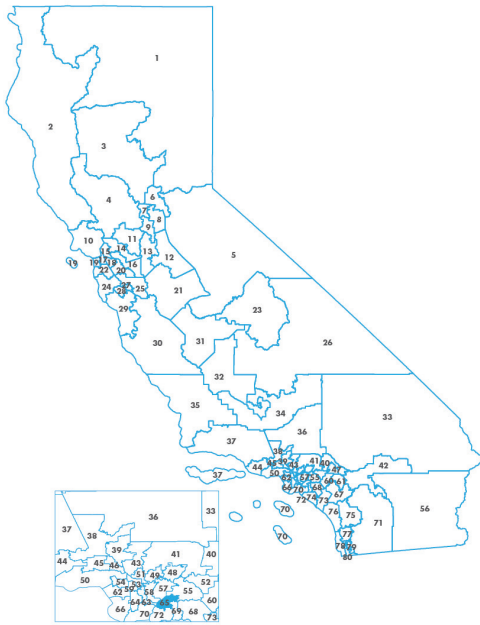
Some projects are not located at a single address, and therefore could be attributable to multiple legislative districts. For projects that physically cross multiple legislative districts (e.g., transit projects), the entire project funding and other benefits are attributed to all relevant districts. For projects that report at the census tract level (e.g., vouchers, rebates, and household installations), the entire project funding and other benefits are attributed to a single district, determined by which district includes the majority of the census tract.



ASSEMBLY DISTRICT 65 SNAPSHOT

Cap-and-Trade Dollars at Work Across California

California Climate Investments is a statewide program that puts billions of Cap-and-Trade dollars to work reducing greenhouse gas emissions, strengthening the economy, and improving public health and the environment, particularly in disadvantaged communities and low-income communities and households, collectively referred to as priority populations.



For an interactive map of investments statewide, visit caclimateinvestments.ca.gov.



\$109.6 million

Cap-and-Trade dollars implemented within the District through November 30, 2021



93%

of total funds invested within the District benefiting priority populations



6,549

projects, rebates, and vouchers implemented within the District



595,554

MTCO₂e estimated over reduction timeframe

Statewide Co-Benefits



improved air quality



reduced water use



enhanced ecosystems



employment & economic development



greater transit accessibility



dollar savings

Some projects are not located at a single address, and therefore could be attributable to multiple legislative districts. For projects that physically cross multiple legislative districts (e.g., transit projects), the entire project funding and other benefits are attributed to all relevant districts. For projects that report at the census tract level (e.g., vouchers, rebates, and household installations), the entire project funding and other benefits are attributed to a single district, determined by which district includes the majority of the census tract.

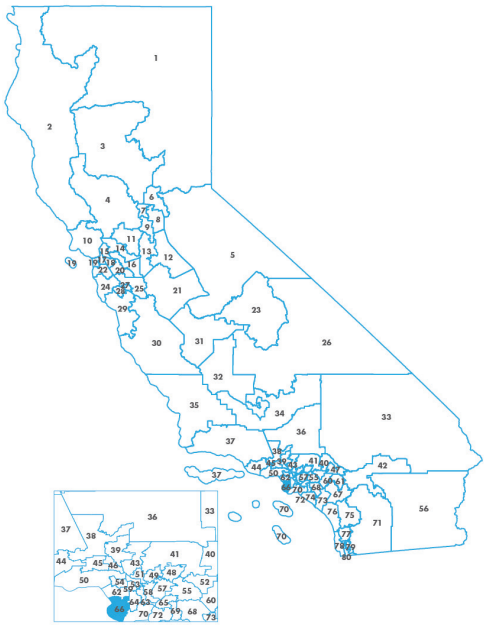


Cap and Trade
Dollars at Work

ASSEMBLY DISTRICT 66 SNAPSHOT

Cap-and-Trade Dollars at Work Across California

California Climate Investments is a statewide program that puts billions of Cap-and-Trade dollars to work reducing greenhouse gas emissions, strengthening the economy, and improving public health and the environment, particularly in disadvantaged communities and low-income communities and households, collectively referred to as priority populations.



For an interactive map of investments statewide, visit caclimateinvestments.ca.gov.



\$106.9 million

Cap-and-Trade dollars implemented within the District through November 30, 2021



82%

of total funds invested within the District benefiting priority populations



9,782

projects, rebates, and vouchers implemented within the District



572,539

MTCO₂e estimated over reduction timeframe

Statewide Co-Benefits



improved
air quality



reduced
water use



enhanced
ecosystems



employment &
economic development



greater transit
accessibility



dollar
savings

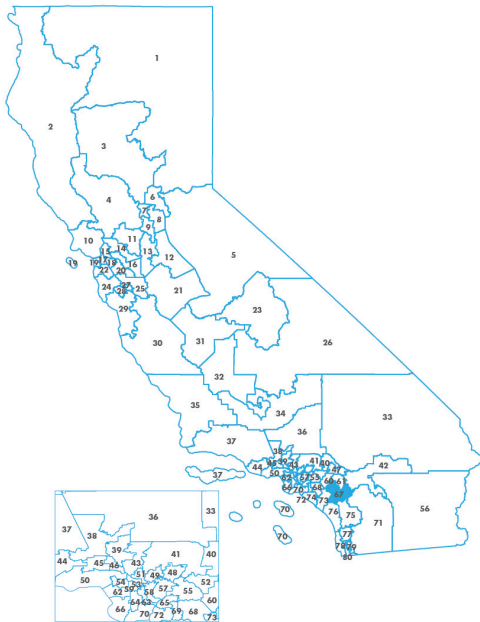
Some projects are not located at a single address, and therefore could be attributable to multiple legislative districts. For projects that physically cross multiple legislative districts (e.g., transit projects), the entire project funding and other benefits are attributed to all relevant districts. For projects that report at the census tract level (e.g., vouchers, rebates, and household installations), the entire project funding and other benefits are attributed to a single district, determined by which district includes the majority of the census tract.



ASSEMBLY DISTRICT 67 SNAPSHOT

Cap-and-Trade Dollars at Work Across California

California Climate Investments is a statewide program that puts billions of Cap-and-Trade dollars to work reducing greenhouse gas emissions, strengthening the economy, and improving public health and the environment, particularly in disadvantaged communities and low-income communities and households, collectively referred to as priority populations.



For an interactive map of investments statewide, visit caclimateinvestments.ca.gov.



\$31.5 million

Cap-and-Trade dollars implemented within the District through November 30, 2021



59%

of total funds invested within the District benefiting priority populations



14,158

projects, rebates, and vouchers implemented within the District



75,791

MTCO₂e estimated over reduction timeframe

Statewide Co-Benefits



improved air quality



reduced water use



enhanced ecosystems



employment & economic development



greater transit accessibility



dollar savings

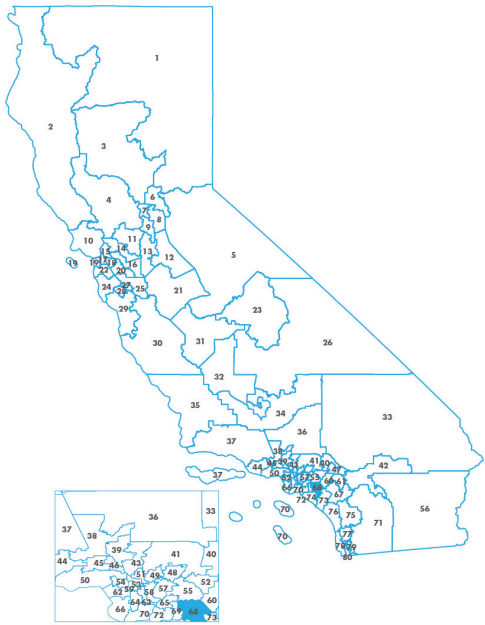
Some projects are not located at a single address, and therefore could be attributable to multiple legislative districts. For projects that physically cross multiple legislative districts (e.g., transit projects), the entire project funding and other benefits are attributed to all relevant districts. For projects that report at the census tract level (e.g., vouchers, rebates, and household installations), the entire project funding and other benefits are attributed to a single district, determined by which district includes the majority of the census tract.



ASSEMBLY DISTRICT 68 SNAPSHOT

Cap-and-Trade Dollars at Work Across California

California Climate Investments is a statewide program that puts billions of Cap-and-Trade dollars to work reducing greenhouse gas emissions, strengthening the economy, and improving public health and the environment, particularly in disadvantaged communities and low-income communities and households, collectively referred to as priority populations.



For an interactive map of investments statewide, visit caclimateinvestments.ca.gov.



\$152.7 million

Cap-and-Trade dollars implemented within the District through November 30, 2021



80%

of total funds invested within the District benefiting priority populations



14,708

projects, rebates, and vouchers implemented within the District



671,051

MTCO₂e estimated over reduction timeframe

Statewide Co-Benefits



improved air quality



reduced water use



enhanced ecosystems



employment & economic development



greater transit accessibility



dollar savings

Some projects are not located at a single address, and therefore could be attributable to multiple legislative districts. For projects that physically cross multiple legislative districts (e.g., transit projects), the entire project funding and other benefits are attributed to all relevant districts. For projects that report at the census tract level (e.g., vouchers, rebates, and household installations), the entire project funding and other benefits are attributed to a single district, determined by which district includes the majority of the census tract.

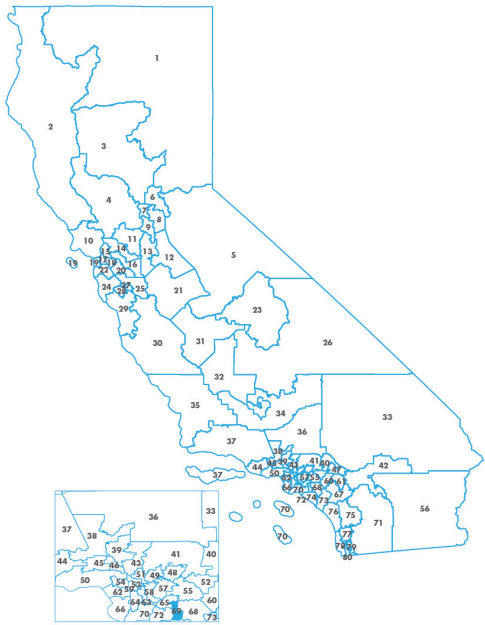


Cap and Trade
Dollars at Work

ASSEMBLY DISTRICT 69 SNAPSHOT

Cap-and-Trade Dollars at Work Across California

California Climate Investments is a statewide program that puts billions of Cap-and-Trade dollars to work reducing greenhouse gas emissions, strengthening the economy, and improving public health and the environment, particularly in disadvantaged communities and low-income communities and households, collectively referred to as priority populations.



For an interactive map of investments statewide, visit caclimateinvestments.ca.gov.



\$185.0 million

Cap-and-Trade dollars implemented within the District through November 30, 2021



95%

of total funds invested within the District benefiting priority populations



3,121

projects, rebates, and vouchers implemented within the District



599,426

MTCO₂e estimated over reduction timeframe

Statewide Co-Benefits



improved
air quality



reduced
water use



enhanced
ecosystems



employment &
economic development



greater transit
accessibility



dollar
savings

Some projects are not located at a single address, and therefore could be attributable to multiple legislative districts. For projects that physically cross multiple legislative districts (e.g., transit projects), the entire project funding and other benefits are attributed to all relevant districts. For projects that report at the census tract level (e.g., vouchers, rebates, and household installations), the entire project funding and other benefits are attributed to a single district, determined by which district includes the majority of the census tract.

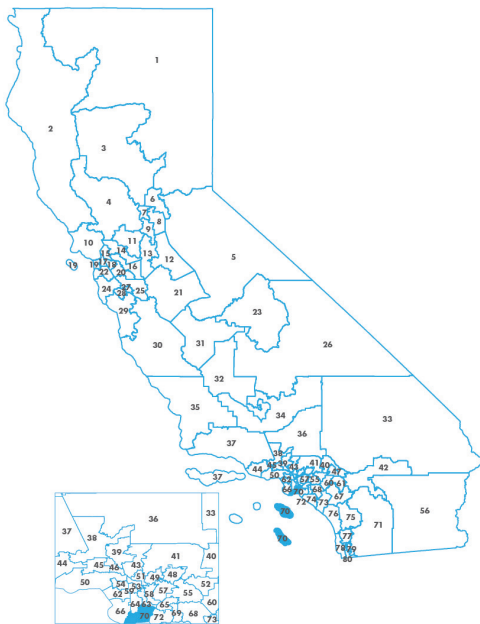


Cap and Trade
Dollars at Work

ASSEMBLY DISTRICT 70 SNAPSHOT

Cap-and-Trade Dollars at Work Across California

California Climate Investments is a statewide program that puts billions of Cap-and-Trade dollars to work reducing greenhouse gas emissions, strengthening the economy, and improving public health and the environment, particularly in disadvantaged communities and low-income communities and households, collectively referred to as priority populations.



For an interactive map of investments statewide, visit caclimateinvestments.ca.gov.



\$302.2 million

Cap-and-Trade dollars implemented within the District through November 30, 2021



95%

of total funds invested within the District benefiting priority populations



5,335

projects, rebates, and vouchers implemented within the District



621,451

MTCO₂e estimated over reduction timeframe

Statewide Co-Benefits



improved
air quality



reduced
water use



enhanced
ecosystems



employment &
economic development



greater transit
accessibility



dollar
savings

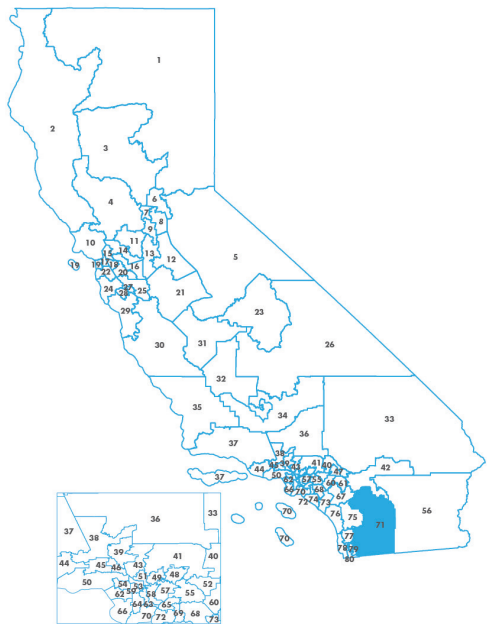
Some projects are not located at a single address, and therefore could be attributable to multiple legislative districts. For projects that physically cross multiple legislative districts (e.g., transit projects), the entire project funding and other benefits are attributed to all relevant districts. For projects that report at the census tract level (e.g., vouchers, rebates, and household installations), the entire project funding and other benefits are attributed to a single district, determined by which district includes the majority of the census tract.



ASSEMBLY DISTRICT 71 SNAPSHOT

Cap-and-Trade Dollars at Work Across California

California Climate Investments is a statewide program that puts billions of Cap-and-Trade dollars to work reducing greenhouse gas emissions, strengthening the economy, and improving public health and the environment, particularly in disadvantaged communities and low-income communities and households, collectively referred to as priority populations.



For an interactive map of investments statewide, visit caclimateinvestments.ca.gov.



\$91.8 million

Cap-and-Trade dollars implemented within the District through November 30, 2021



83%

of total funds invested within the District benefiting priority populations



2,990

projects, rebates, and vouchers implemented within the District



139,419

MTCO₂e estimated over reduction timeframe

Statewide Co-Benefits



improved air quality



reduced water use



enhanced ecosystems



employment & economic development



greater transit accessibility



dollar savings

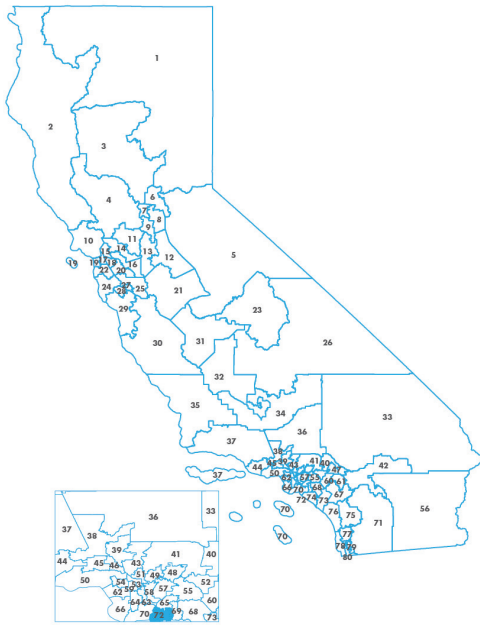
Some projects are not located at a single address, and therefore could be attributable to multiple legislative districts. For projects that physically cross multiple legislative districts (e.g., transit projects), the entire project funding and other benefits are attributed to all relevant districts. For projects that report at the census tract level (e.g., vouchers, rebates, and household installations), the entire project funding and other benefits are attributed to a single district, determined by which district includes the majority of the census tract.



ASSEMBLY DISTRICT 72 SNAPSHOT

Cap-and-Trade Dollars at Work Across California

California Climate Investments is a statewide program that puts billions of Cap-and-Trade dollars to work reducing greenhouse gas emissions, strengthening the economy, and improving public health and the environment, particularly in disadvantaged communities and low-income communities and households, collectively referred to as priority populations.



For an interactive map of investments statewide, visit caclimateinvestments.ca.gov.



\$63.0 million

Cap-and-Trade dollars implemented within the District through November 30, 2021



87%

of total funds invested within the District benefiting priority populations



7,157

projects, rebates, and vouchers implemented within the District



370,524

MTCO₂e estimated over reduction timeframe

Statewide Co-Benefits



improved air quality



reduced water use



enhanced ecosystems



employment & economic development



greater transit accessibility



dollar savings

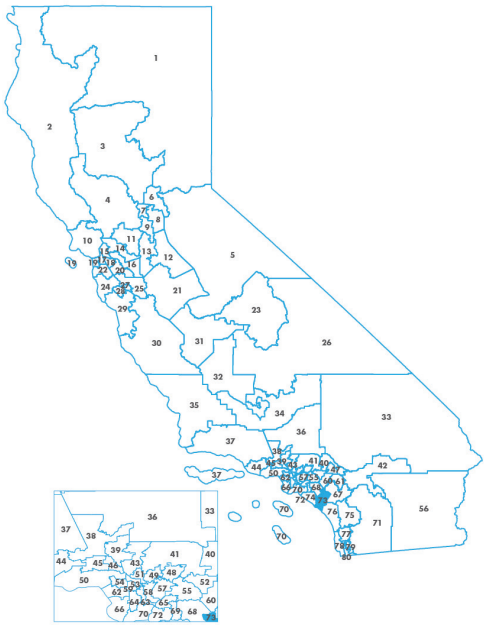
Some projects are not located at a single address, and therefore could be attributable to multiple legislative districts. For projects that physically cross multiple legislative districts (e.g., transit projects), the entire project funding and other benefits are attributed to all relevant districts. For projects that report at the census tract level (e.g., vouchers, rebates, and household installations), the entire project funding and other benefits are attributed to a single district, determined by which district includes the majority of the census tract.



ASSEMBLY DISTRICT 73 SNAPSHOT

Cap-and-Trade Dollars at Work Across California

California Climate Investments is a statewide program that puts billions of Cap-and-Trade dollars to work reducing greenhouse gas emissions, strengthening the economy, and improving public health and the environment, particularly in disadvantaged communities and low-income communities and households, collectively referred to as priority populations.



For an interactive map of investments statewide, visit caclimateinvestments.ca.gov.



\$89.7 million

Cap-and-Trade dollars implemented within the District through November 30, 2021



73%

of total funds invested within the District benefiting priority populations



10,924

projects, rebates, and vouchers implemented within the District



478,093

MTCO₂e estimated over reduction timeframe

Statewide Co-Benefits



improved air quality



reduced water use



enhanced ecosystems



employment & economic development



greater transit accessibility



dollar savings

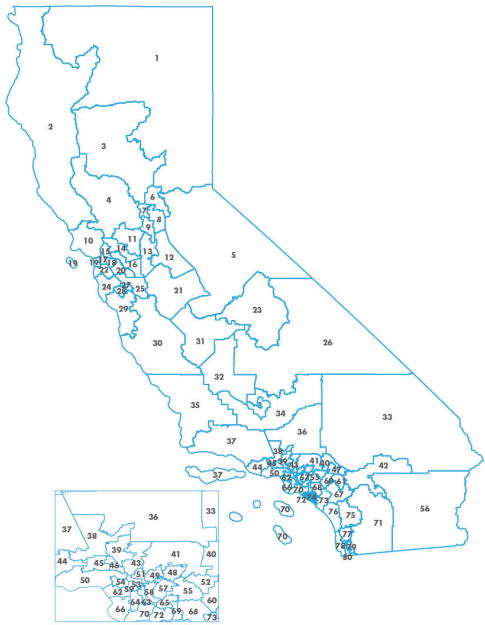
Some projects are not located at a single address, and therefore could be attributable to multiple legislative districts. For projects that physically cross multiple legislative districts (e.g., transit projects), the entire project funding and other benefits are attributed to all relevant districts. For projects that report at the census tract level (e.g., vouchers, rebates, and household installations), the entire project funding and other benefits are attributed to a single district, determined by which district includes the majority of the census tract.



ASSEMBLY DISTRICT 74 SNAPSHOT

Cap-and-Trade Dollars at Work Across California

California Climate Investments is a statewide program that puts billions of Cap-and-Trade dollars to work reducing greenhouse gas emissions, strengthening the economy, and improving public health and the environment, particularly in disadvantaged communities and low-income communities and households, collectively referred to as priority populations.



For an interactive map of investments statewide, visit caclimateinvestments.ca.gov.



\$94.3 million

Cap-and-Trade dollars implemented within the District through November 30, 2021



65%

of total funds invested within the District benefiting priority populations



12,201

projects, rebates, and vouchers implemented within the District



483,668

MTCO₂e estimated over reduction timeframe

Statewide Co-Benefits



improved air quality



reduced water use



enhanced ecosystems



employment & economic development



greater transit accessibility



dollar savings

Some projects are not located at a single address, and therefore could be attributable to multiple legislative districts. For projects that physically cross multiple legislative districts (e.g., transit projects), the entire project funding and other benefits are attributed to all relevant districts. For projects that report at the census tract level (e.g., vouchers, rebates, and household installations), the entire project funding and other benefits are attributed to a single district, determined by which district includes the majority of the census tract.

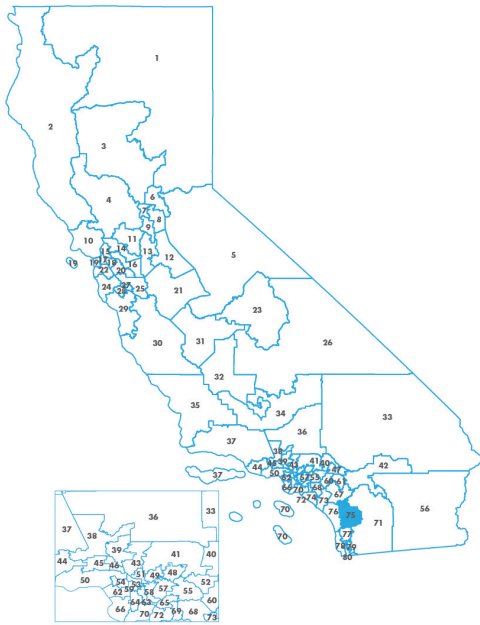


Cap and Trade
Dollars at Work

ASSEMBLY DISTRICT 75 SNAPSHOT

Cap-and-Trade Dollars at Work Across California

California Climate Investments is a statewide program that puts billions of Cap-and-Trade dollars to work reducing greenhouse gas emissions, strengthening the economy, and improving public health and the environment, particularly in disadvantaged communities and low-income communities and households, collectively referred to as priority populations.



For an interactive map of investments statewide, visit caclimateinvestments.ca.gov.



\$49.6 million

Cap-and-Trade dollars implemented within the District through November 30, 2021



73%

of total funds invested within the District benefiting priority populations



5,287

projects, rebates, and vouchers implemented within the District



276,876

MTCO₂e estimated over reduction timeframe

Statewide Co-Benefits



improved
air quality



reduced
water use



enhanced
ecosystems



employment &
economic development



greater transit
accessibility



dollar
savings

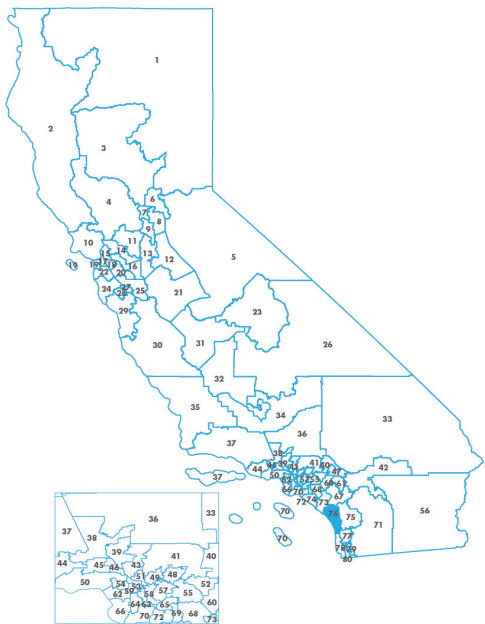
Some projects are not located at a single address, and therefore could be attributable to multiple legislative districts. For projects that physically cross multiple legislative districts (e.g., transit projects), the entire project funding and other benefits are attributed to all relevant districts. For projects that report at the census tract level (e.g., vouchers, rebates, and household installations), the entire project funding and other benefits are attributed to a single district, determined by which district includes the majority of the census tract.



ASSEMBLY DISTRICT 76 SNAPSHOT

Cap-and-Trade Dollars at Work Across California

California Climate Investments is a statewide program that puts billions of Cap-and-Trade dollars to work reducing greenhouse gas emissions, strengthening the economy, and improving public health and the environment, particularly in disadvantaged communities and low-income communities and households, collectively referred to as priority populations.



For an interactive map of investments statewide, visit caclimateinvestments.ca.gov.



\$74.1 million

Cap-and-Trade dollars implemented within the District through November 30, 2021



83%

of total funds invested within the District benefiting priority populations



5,910

projects, rebates, and vouchers implemented within the District



386,717

MTCO₂e estimated over reduction timeframe

Statewide Co-Benefits



improved air quality



reduced water use



enhanced ecosystems



employment & economic development



greater transit accessibility



dollar savings

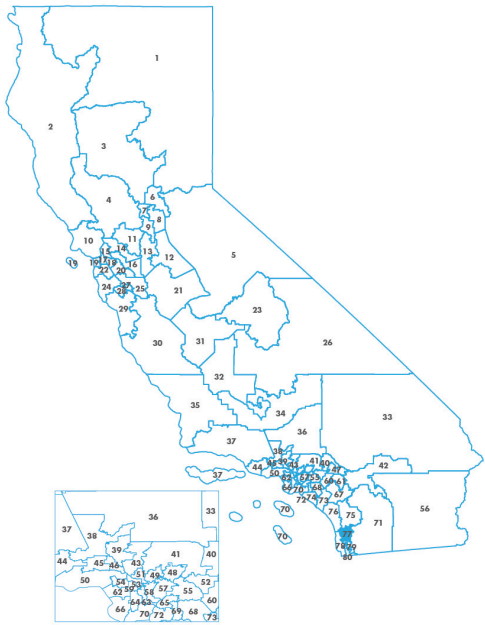
Some projects are not located at a single address, and therefore could be attributable to multiple legislative districts. For projects that physically cross multiple legislative districts (e.g., transit projects), the entire project funding and other benefits are attributed to all relevant districts. For projects that report at the census tract level (e.g., vouchers, rebates, and household installations), the entire project funding and other benefits are attributed to a single district, determined by which district includes the majority of the census tract.



ASSEMBLY DISTRICT 77 SNAPSHOT

Cap-and-Trade Dollars at Work Across California

California Climate Investments is a statewide program that puts billions of Cap-and-Trade dollars to work reducing greenhouse gas emissions, strengthening the economy, and improving public health and the environment, particularly in disadvantaged communities and low-income communities and households, collectively referred to as priority populations.



For an interactive map of investments statewide, visit caclimateinvestments.ca.gov.



\$46.6 million

Cap-and-Trade dollars implemented within the District through November 30, 2021



39%

of total funds invested within the District benefiting priority populations



10,508

projects, rebates, and vouchers implemented within the District



218,171

MTCO₂e estimated over reduction timeframe

Statewide Co-Benefits



improved air quality



reduced water use



enhanced ecosystems



employment & economic development



greater transit accessibility



dollar savings

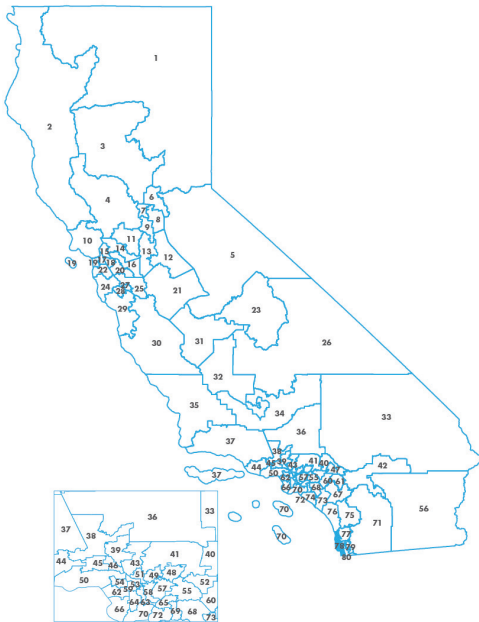
Some projects are not located at a single address, and therefore could be attributable to multiple legislative districts. For projects that physically cross multiple legislative districts (e.g., transit projects), the entire project funding and other benefits are attributed to all relevant districts. For projects that report at the census tract level (e.g., vouchers, rebates, and household installations), the entire project funding and other benefits are attributed to a single district, determined by which district includes the majority of the census tract.



ASSEMBLY DISTRICT 78 SNAPSHOT

Cap-and-Trade Dollars at Work Across California

California Climate Investments is a statewide program that puts billions of Cap-and-Trade dollars to work reducing greenhouse gas emissions, strengthening the economy, and improving public health and the environment, particularly in disadvantaged communities and low-income communities and households, collectively referred to as priority populations.



For an interactive map of investments statewide, visit caclimateinvestments.ca.gov.



\$136.1 million

Cap-and-Trade dollars implemented within the District through November 30, 2021



68%

of total funds invested within the District benefiting priority populations



6,407

projects, rebates, and vouchers implemented within the District



503,406

MTCO₂e estimated over reduction timeframe

Statewide Co-Benefits



improved air quality



reduced water use



enhanced ecosystems



employment & economic development



greater transit accessibility



dollar savings

Some projects are not located at a single address, and therefore could be attributable to multiple legislative districts. For projects that physically cross multiple legislative districts (e.g., transit projects), the entire project funding and other benefits are attributed to all relevant districts. For projects that report at the census tract level (e.g., vouchers, rebates, and household installations), the entire project funding and other benefits are attributed to a single district, determined by which district includes the majority of the census tract.

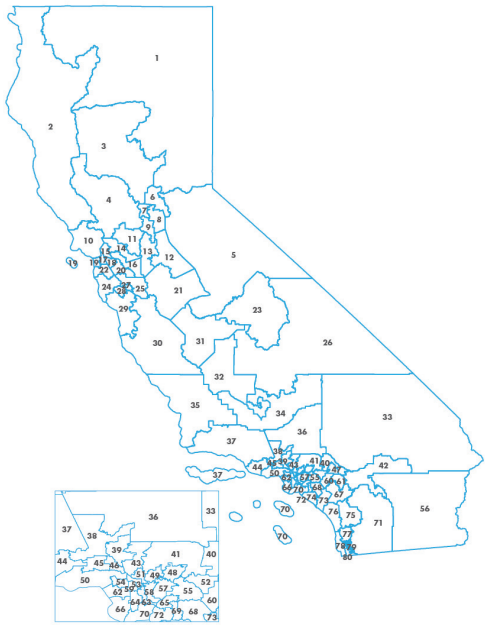


Cap and Trade
Dollars at Work

ASSEMBLY DISTRICT 79 SNAPSHOT

Cap-and-Trade Dollars at Work Across California

California Climate Investments is a statewide program that puts billions of Cap-and-Trade dollars to work reducing greenhouse gas emissions, strengthening the economy, and improving public health and the environment, particularly in disadvantaged communities and low-income communities and households, collectively referred to as priority populations.



For an interactive map of investments statewide, visit caclimateinvestments.ca.gov.



\$83.5 million

Cap-and-Trade dollars implemented within the District through November 30, 2021



90%

of total funds invested within the District benefiting priority populations



3,693

projects, rebates, and vouchers implemented within the District



259,024

MTCO₂e estimated over reduction timeframe

Statewide Co-Benefits



improved
air quality



reduced
water use



enhanced
ecosystems



employment &
economic development



greater transit
accessibility



dollar
savings

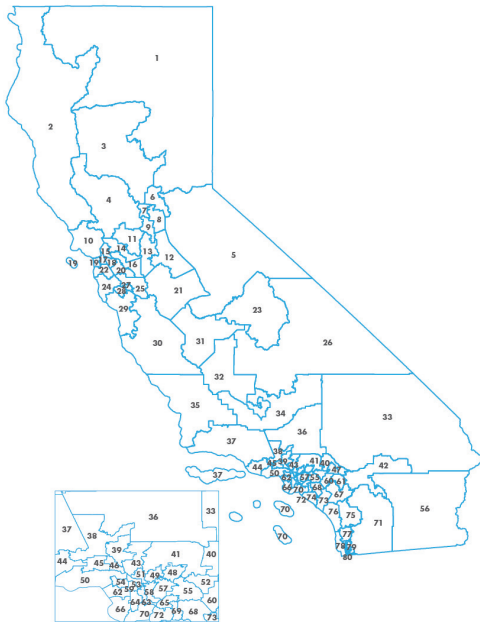
Some projects are not located at a single address, and therefore could be attributable to multiple legislative districts. For projects that physically cross multiple legislative districts (e.g., transit projects), the entire project funding and other benefits are attributed to all relevant districts. For projects that report at the census tract level (e.g., vouchers, rebates, and household installations), the entire project funding and other benefits are attributed to a single district, determined by which district includes the majority of the census tract.



ASSEMBLY DISTRICT 80 SNAPSHOT

Cap-and-Trade Dollars at Work Across California

California Climate Investments is a statewide program that puts billions of Cap-and-Trade dollars to work reducing greenhouse gas emissions, strengthening the economy, and improving public health and the environment, particularly in disadvantaged communities and low-income communities and households, collectively referred to as priority populations.



For an interactive map of investments statewide, visit caclimateinvestments.ca.gov.



\$145.7 million

Cap-and-Trade dollars implemented within the District through November 30, 2021



97%

of total funds invested within the District benefiting priority populations



2,868

projects, rebates, and vouchers implemented within the District



237,601

MTCO₂e estimated over reduction timeframe

Statewide Co-Benefits



improved air quality



reduced water use



enhanced ecosystems



employment & economic development



greater transit accessibility



dollar savings

Some projects are not located at a single address, and therefore could be attributable to multiple legislative districts. For projects that physically cross multiple legislative districts (e.g., transit projects), the entire project funding and other benefits are attributed to all relevant districts. For projects that report at the census tract level (e.g., vouchers, rebates, and household installations), the entire project funding and other benefits are attributed to a single district, determined by which district includes the majority of the census tract.