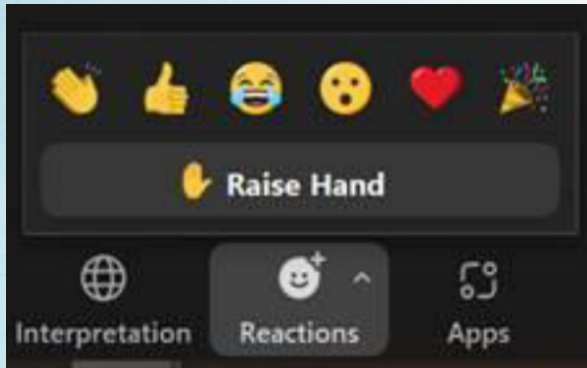





**Public Workshop for the  
Draft 2025 Cargo Handling Equipment  
Technology Assessment**

November 13, 2025


# How to Participate During the Workshop



Zoom: To be added to the speaking queue, use the Raise Hand feature



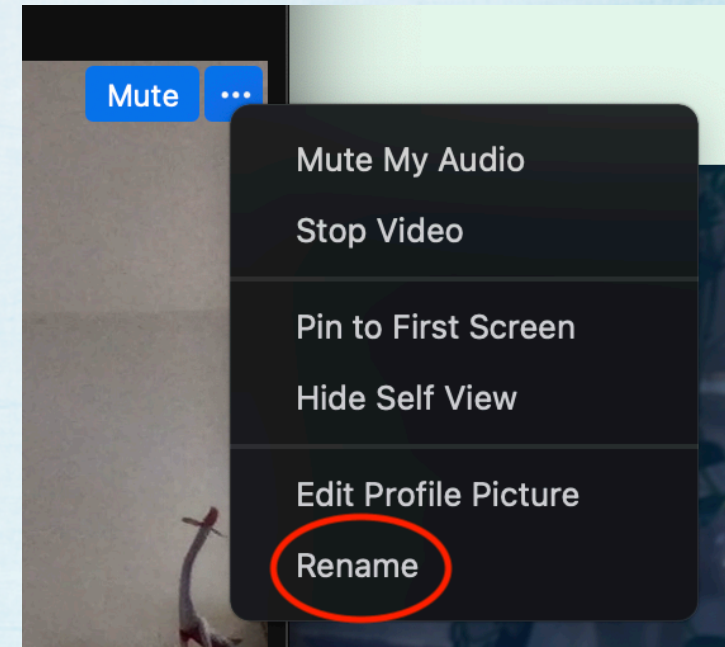
Zoom: Submit questions using the Zoom Q&A box



Phone: Press \*9 to Raise Hand and \*6 to Unmute

# Check Your Zoom Name

- To rename, click the dots on the top right side of your picture/video
- Use this naming convention:
  - First Last - Affiliation  
(e.g., Joelle Howe - CARB)



# Before We Get Started

- Need help? Use the Q&A function in Zoom to request assistance
- Slides are available on the CHE Technology Assessment webpage
  - <https://ww2.arb.ca.gov/our-work/programs/cargo-handling-equipment/che-technology-assessments>
- Zoom recording will be made available at the link above

# Workshop Agenda

- Background
- Draft CHE Technology Assessment
  - **Introduction and Approach**
  - **Results**
  - Conclusion
  - Appendices
- **Wrap-up**



# Background

- CHE Definition
- Current CHE Regulation
- CHE Population and Emissions Inventory

# CHE Definition

“Any off-road, self-propelled vehicle or equipment used at a port or intermodal rail yard to lift or move container, bulk, or liquid cargo carried by ship, train, or another vehicle to perform maintenance and repair activities that are routinely scheduled or that are due to predictable process upsets ...”

Mobile Cargo Handling Equipment Regulation  
13 CCR § 2479

# CARB Mobile CHE Regulation

- Adopted in 2005 and amended in 2011
- Fully implemented in 2017
- Requires diesel-powered CHE to meet NOx and PM standards
- Fuel trucks, mobile cranes, and sweepers are exempt from the current requirements
- No zero-emission requirements

# CHE Population and Emissions Inventory

## 2022 Cargo Handling Equipment Emissions Inventory



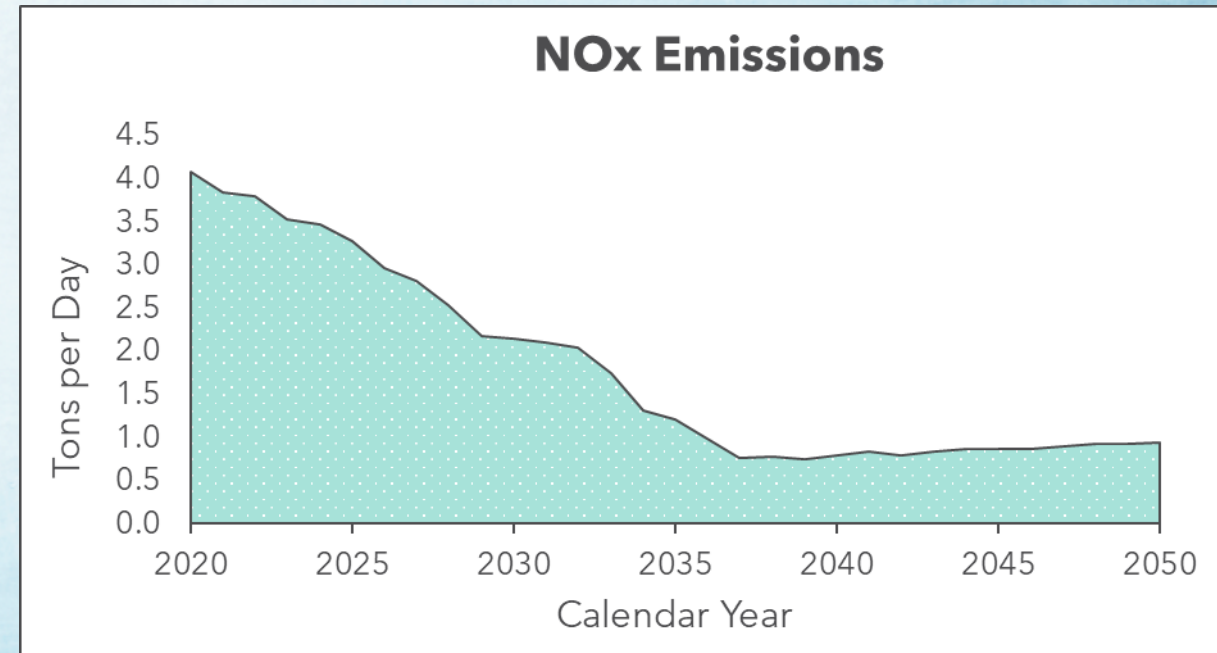
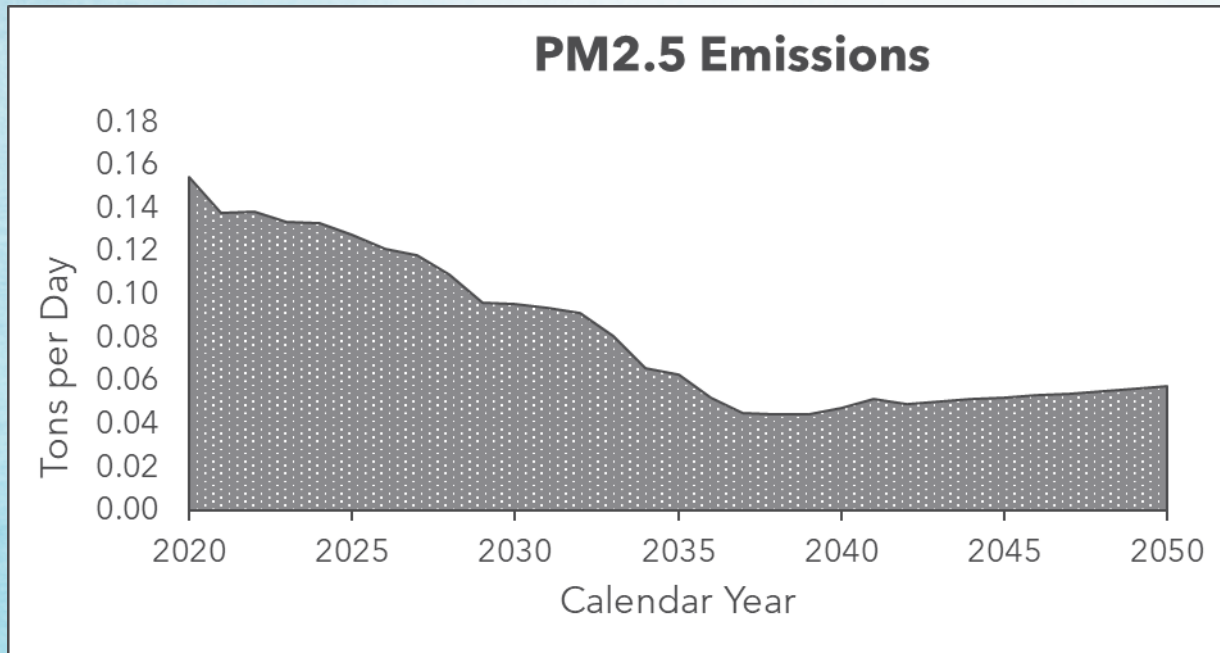
December 2022



- Over 5,000 CHE statewide
  - Population is expected to double by 2050
- Largest populations are at the Ports of Long Beach, Los Angeles, and Oakland
- Most equipment is diesel-powered

# Statewide CHE Population and Emissions Inventory (continued)

- Current regulation and natural turnover reduce PM2.5 and NOx emissions until about 2037
- Emissions remain steady through 2050 and beyond



# Draft CHE Technology Assessment

- Introduction and Approach
- Results
- Conclusion
- Appendices

# Draft CHE Technology Assessment Introduction and Approach

- Purpose of the Technology Assessment
- Technology Assessment Elements
- Technology Assessment Development
- CHE Types and Categories
- Zero-Emission CHE Technologies
- Technology Assessment Approach



# Purpose of the Technology Assessment

- Help meet California's risk reduction, air quality, and climate goals, and the directives of EO N-79-20 and EO N-27-25
- Evaluate the availability and operational feasibility of zero-emission CHE technologies
  - CARB published previous CHE Technology Assessment in 2015
- Inform and support various planning and regulatory actions:
  - Mobile Source Strategy and State Implementation Plan
  - Scoping Plan updates
  - Funding plans for clean transportation incentives

# Technology Assessment Elements

- Technology Description
- Technology Readiness
- Emissions Benefits
- Infrastructure Requirements and Considerations
- Economics
- Technology Outlook

# Technology Assessment Development

- Staff conducted extensive research and outreach including:
  - Site visits to California seaports and intermodal railyards
  - Meetings with CHE manufacturers, operators, mechanics, and facility managers
  - Review of technology assessments, including those from the Ports of Long Beach, Los Angeles, and Oakland
  - Analysis of news articles, journals, and demonstration reports
  - Technical research on CHE duty cycles, use-cases, lifespan, etc.
- Assessment reflects data available through January 2025

# CHE Types and Categories

The Technology Assessment includes 25 of the most common “types” of CHE, separated into 3 “categories”

## Bulk Material CHE

- Crane, Material Handling
- Crane, Mobile
- Crane, Mobile Harbor
- Crane, Off-Road
- Dozer
- Excavator
- Forklift, Heavy Lift
- Forklift, Telehandler
- Haul Truck
- Loader or Loader-Excavator
- Log Stacker

## Container CHE


- AGV
- Rail-Mounted Gantry Crane
- Reach Stacker
- Rubber-Tired Gantry Crane
- Ship-to-Shore Crane
- Shuttle and Straddle Carriers
- Side Handler
- Top Handler
- Yard Truck

## Facility Support CHE

- Aerial Lift
- Cone Vehicle
- Railcar Mover
- Utility Truck, Other (fuel trucks, water trucks, etc.)
- Utility Truck, Sweeper

# CHE Types and Categories (continued)

## Bulk Material CHE



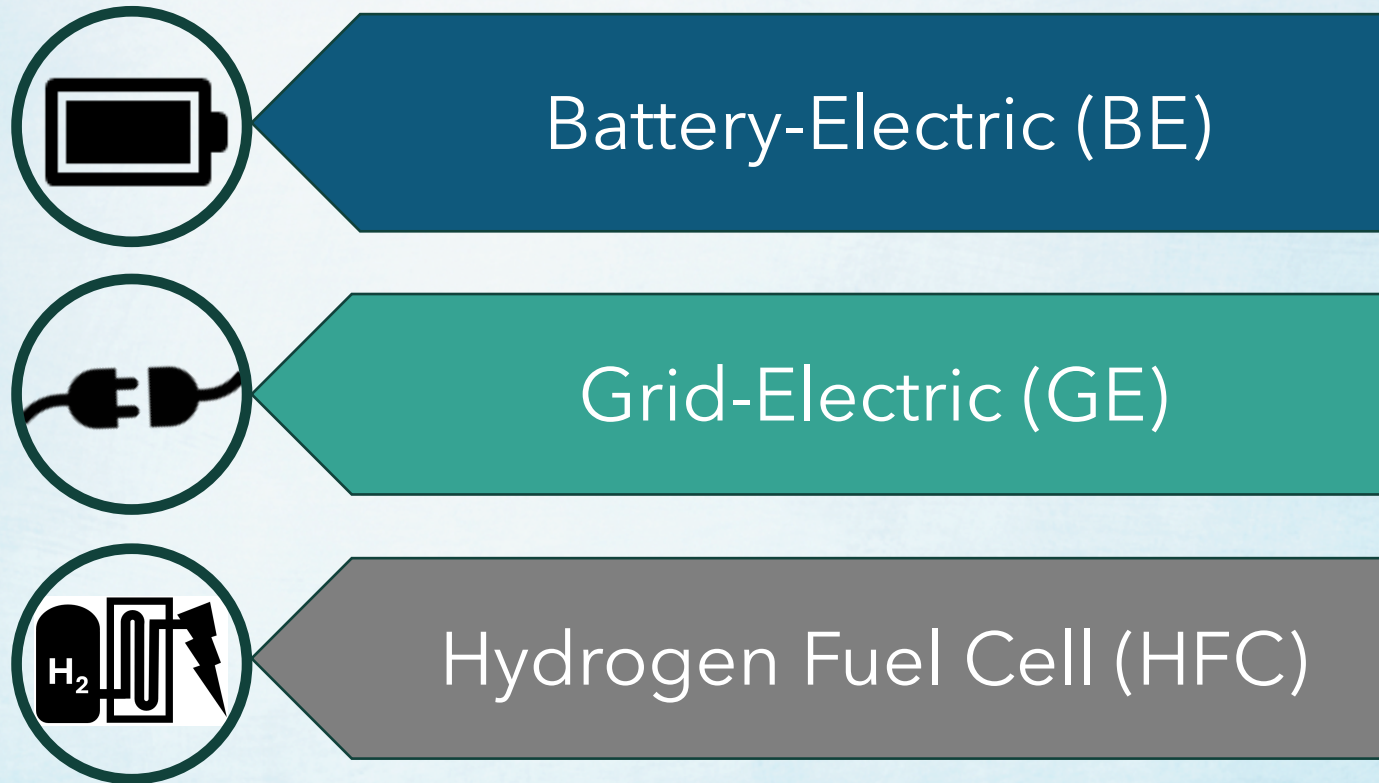
## Container CHE



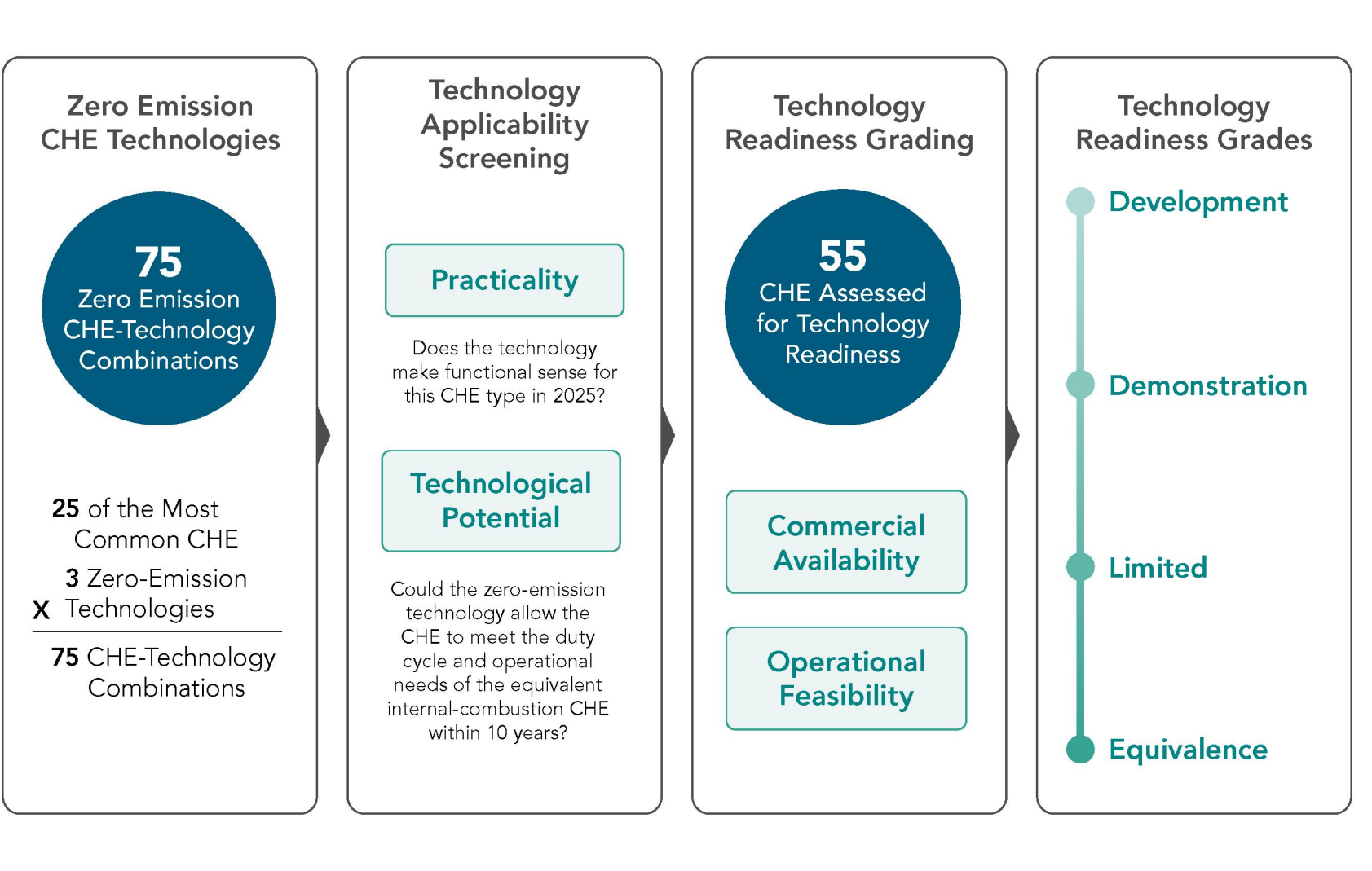
## Facility Support CHE



# Zero-Emission (ZE) CHE Technologies



# Technology Assessment Approach



# Technology Assessment Approach (continued)

## Technology Readiness Grades

Grade	Description	Deployment Assessment
Development	<ul style="list-style-type: none"> <li>• Early product development to pre-production</li> </ul>	Not ready for deployment
Demonstration	<ul style="list-style-type: none"> <li>• Early/limited commercial availability</li> <li>• Not fully demonstrated or reliable</li> </ul>	Further demonstrations are required
Limited	<ul style="list-style-type: none"> <li>• Commercially available</li> <li>• Minor reliability issues</li> <li>• Likely first-generation equipment</li> </ul>	Can be deployed on a limited basis
Equivalence	<ul style="list-style-type: none"> <li>• Full commercial availability</li> <li>• Achieves operational and functional equivalency to diesel counterparts</li> </ul>	Ready for full scale adoption at most facilities

# Questions/Comments

Any questions or comments on what we presented?

- CHE Definition
- Current CHE Regulation
- CHE Population and Emissions Inventory
- CHE Types and Categories
- The 3 ZE technologies
- Technology Assessment



# Draft CHE Technology Assessment Results

- Technology Description and Readiness
- **Emissions Benefits and Considerations**
- Infrastructure
- **Economics**
- Technology Outlook



# Battery-Electric CHE

## Technology Description

- Uses rechargeable batteries to power both movement and cargo handling
- Two primary battery chemistries: lead-acid and lithium-ion
  - Lithium-ion lasts longer, weighs less, but costs more
- Matching diesel-powered CHE runtime with batteries is challenging
  - Facilities want at least one - ideally two - shifts before recharging
  - Charging can happen strategically between shifts, known as "opportunity charging"

# Battery-Electric CHE

## Technology Description (continued)

Benefits	Potential Challenges
<ul style="list-style-type: none"><li>• Increased mobility compared to GE CHE, which often require cables or busbars for power</li><li>• Several types of this CHE are commercially available</li><li>• Battery technology is continually improving:<ul style="list-style-type: none"><li>○ Increased capacity</li><li>○ Faster charge times</li><li>○ Lower cost</li></ul></li></ul>	<ul style="list-style-type: none"><li>• More expensive than diesel</li><li>• Batteries are heavy</li><li>• Requires frequent recharging</li><li>• Takes longer to charge than refueling equivalent diesel-powered CHE</li><li>• Charging infrastructure occupies facility real estate</li></ul>

# BE Bulk Material CHE

## Technology Readiness

Equipment Type	Commercially Available in the U.S.	Commercially Available Outside the U.S.	Non-Commercial Units	Technology Readiness Grade
Crane, Material Handling	4	3	0	Demonstration
Crane, Mobile	8	0	1	Demonstration
Crane, Off-Road	5	0	0	Demonstration
Dozer	0	2	0	Demonstration
Excavator	7	7	0	Demonstration
Forklift, Heavy Lift	39	6	2	Demonstration
Forklift, Telehandler	8	3	1	Demonstration
Haul Truck	1	2	5	Limited
Loader or Loader-Excavator	21	7	3	Demonstration
Log Stacker	0	0	0	Development

# BE Container CHE

## Technology Readiness

Equipment Type	Commercially Available in the U.S.	Commercially Available Outside the U.S.	Non-Commercial Units	Technology Readiness Grade
AGV	3	1	0	Equivalence
Rail-Mounted Gantry Crane	0	0	0	Development
Reach Stacker	8	1	1	Demonstration
Rubber-Tired Gantry Crane	2	1	0	Demonstration
Shuttle and Straddle Carriers	2	1	0	Demonstration
Side Handler	9	1	1	Demonstration
Top Handler	3	0	0	Limited
Yard Truck	20	0	2	Limited

# BE Facility Support CHE

## Technology Readiness

Equipment Type	Commercially Available in the U.S.	Commercially Available Outside the U.S.	Non-Commercial Units	Technology Readiness Grade
Aerial Lift	16	1	0	Demonstration
Cone Vehicle	4	0	0	Demonstration
Railcar Mover	21	1	0	Demonstration
Utility Truck, Other	20	1	1	Demonstration
Utility Truck, Sweeper	4	11	0	Demonstration

# Grid-Electric CHE

## Technology Description

- Powered by a continuous grid connection using cables, busbars, or pantographs
- Best for CHE that is mostly stationary or follows predictable paths
- Most still require batteries, but not as much as BE CHE
- Providing a grid connection for mobile equipment often requires infrastructure changes and a lot of planning
- Dynamic charging is being explored for cars and delivery vehicles but is not yet used for CHE

# Grid-Electric CHE

## Technology Description (continued)

<b>Benefits</b>	<b>Potential Challenges</b>
<ul style="list-style-type: none"><li>• Reduces or eliminates the need for batteries</li><li>• Reduces or eliminates long charge times</li><li>• Several types of this CHE are industry standard and commercially available</li></ul>	<ul style="list-style-type: none"><li>• Grid connections (e.g., cables, busbars, etc.) can limit mobility</li><li>• Infrastructure is expensive, disrupts operations during construction, uses valuable real estate</li></ul>

# GE Bulk Material CHE

## Technology Readiness

Equipment Type	Commercially Available in the U.S.	Commercially Available Outside the U.S.	Non-Commercial Units	Technology Readiness Grade
Crane, Material Handling	14	1	0	Demonstration
Crane, Mobile Harbor	2	0	2	Demonstration
Crane, Off-Road	4	0	0	Demonstration
Excavator	2	0	0	Demonstration

# GE Container CHE

## Technology Readiness

Equipment Type	Commercially Available in the U.S.	Commercially Available Outside the U.S.	Non-Commercial Units	Technology Readiness Grade
Rail-Mounted Gantry Crane	9	0	0	Equivalence
Rubber-Tired Gantry Crane	9 <sup>1</sup>	3 <sup>2</sup>	0	Demonstration
Ship-to-Shore Crane	8	0	0	Equivalence
Yard Truck	0	0	0	Development

1. Includes 4 new GE RTGs and 5 conversions from diesel to GE.
2. Includes 1 new GE RTG and 2 conversions from diesel to GE.

# GE Facility Support CHE

## Technology Readiness

- There are no commercially available models of GE facility support CHE
- All GE facility support CHE score 0 for Technology Applicability
  - Mainly due to availability of battery-electric versions
- BE and HFC technology provide ZE solutions for this category of CHE

# Hydrogen Fuel Cell CHE

## Technology Description

- Uses a fuel cell instead of a battery or a connection to the grid
  - Similar to a battery but uses hydrogen as a fuel instead of needing to be recharged
- Most common type for CHE: polymer electrolyte membrane (PEM) fuel cells using hydrogen as the fuel
- Hydrogen fuel cells are a mature technology but not widely used for CHE

# Hydrogen Fuel Cell CHE

## Technology Description (continued)

Benefits	Potential Challenges
<ul style="list-style-type: none"><li>• Same mobility as batteries</li><li>• Refueling times for hydrogen fuel cell CHE are like those of diesel-powered CHE</li><li>• Reduces battery-dependency</li></ul>	<ul style="list-style-type: none"><li>• Limited commercial availability</li><li>• More expensive than diesel</li><li>• Hydrogen supply and support infrastructure are not readily available</li><li>• Hydrogen is more expensive than diesel</li></ul>

# HFC Bulk Material CHE

## Technology Readiness

Equipment Type	Commercially Available in the U.S.	Commercially Available Outside the U.S.	Non-Commercial Units	Technology Readiness Grade
Crane, Material Handling	0	0	0	Development
Crane, Mobile	0	0	0	Development
Crane, Mobile Harbor	0	0	1	Development
Crane, Off-Road	0	0	1	Development
Dozer	0	0	0	Development
Excavator	0	0	6	Development
Forklift, Heavy Lift	9	9	0	Demonstration
Forklift, Telehandler	0	0	1	Development
Haul Truck	0	0	4	Development
Loader or Loader-Excavator	0	1	2	Development
Log Stacker	0	0	0	Development

# HFC Container CHE

## Technology Readiness

Equipment Type	Commercially Available in the U.S.	Commercially Available Outside the U.S.	Non-Commercial Units	Technology Readiness Grade
AGV	0	0	0	Development
Rail-Mounted Gantry Crane	0	0	0	Development
Reach Stacker	0	0	1	Development
Rubber-Tired Gantry Crane	0	0	4	Demonstration
Shuttle and Straddle Carriers	0	0	0	Development
Side Handler	0	0	1	Development
Top Handler	0	0	2	Development
Yard Truck	0	0	4	Demonstration

# HFC Facility Support CHE

## Technology Readiness

Equipment Type	Commercially Available in the U.S.	Commercially Available Outside the U.S.	Non-Commercial Units	Technology Readiness Grade
Aerial Lift	2	0	0	Demonstration
Cone Vehicle	0	0	0	Development
Railcar Mover	0	0	0	Development
Utility Truck, Other	0	0	4	Development
Utility Truck, Sweeper	1	1	0	Limited

# Emissions Benefits and Considerations

Benefits and Considerations	Technology
No exhaust emissions of criteria pollutants, toxic pollutants, or GHGs	BE, GE, HFC
California's grid is very clean* and getting cleaner - powering BE and GE CHE	BE, GE
Reduces e-waste from spent batteries	GE, HFC
Helps avoid charger congestion and unmanaged charging, reduces grid stress and reliance on less clean power sources (peaker plants)	GE, HFC
Hydrogen can be renewably produced, offering the fewest life-cycle emissions	HFC
Hydrogen leakage may have indirect GHG impacts	HFC

\*In 2024, nearly 60% of California's in-state electricity generation came from renewable sources.

# Questions/Comments

Any questions or comments on what we presented?

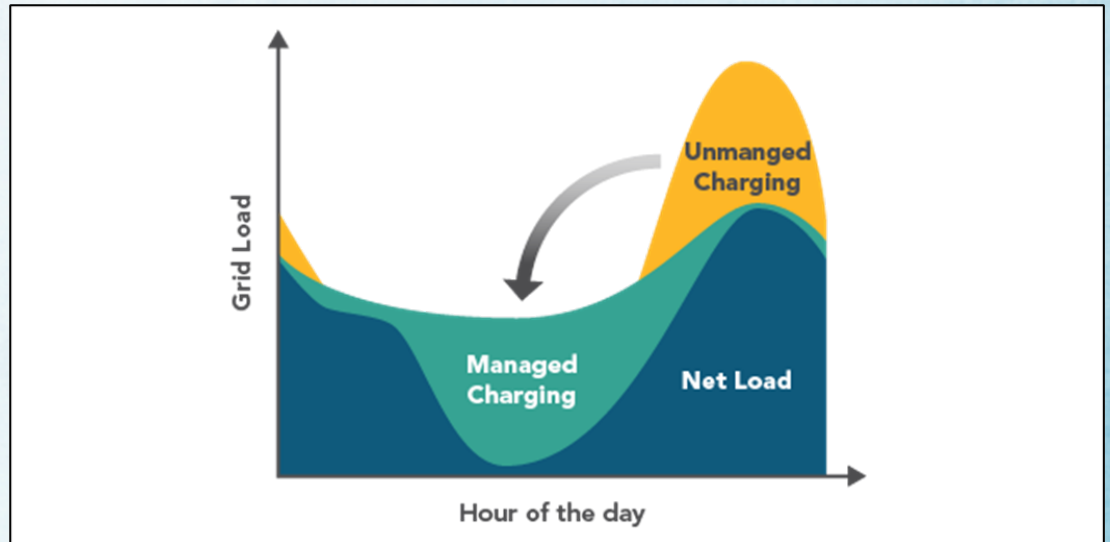
- Technology Description
- Technology Readiness
  - Commercial Availability
  - Technology Readiness
- Emissions Benefits and Considerations



# BE and GE Infrastructure

## Requirements and Considerations

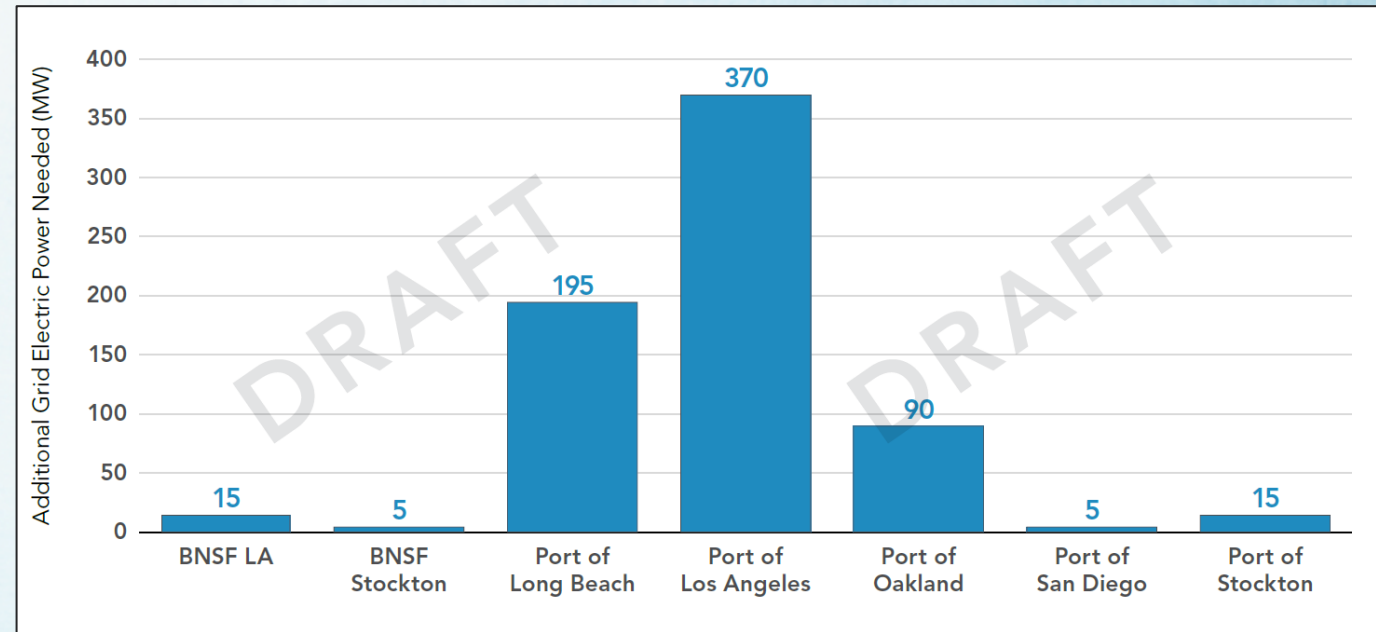
- Electricity source
  - Statewide grid analysis
  - Utility grid infrastructure upgrades
  - Microgrids
- Charging equipment
  - Space and permitting
  - Certification (BE only)
  - Charging station (BE only)
- Logistics
  - Charging interfaces: manual conductive, hands-free conductive, and inductive charging (BE only)
  - Charging practices: managed charging and unmanaged charging (BE only)
  - Obstructions and mobility limits (GE only)



# BE and GE Infrastructure (continued)

## Statewide Grid Analysis

- Additional ~ 695 MW needed for full ZE CHE fleet at California facilities
- 21 of the 28 CHE facilities analyzed have sufficient utility-provided load capacity
- Greatest shortfalls at Ports of Long Beach, Los Angeles, and Oakland
- Methodology and assumptions can be found in [Appendix F](#)



# BE and GE Infrastructure (continued)

## Challenges

- Costs
- Long deployment timelines
  - Permitting processes
  - Certification processes (BE only)
- Space constraints
- Charging equipment (BE only)
  - Availability, reliability, and compatibility
- Utility grid reliability

# HFC Infrastructure

## Requirements and Considerations

- Hydrogen supply
- Delivery methods
  - Gaseous (pipelines and high-pressure tube trailers), liquid transport, mobile refuelers, chemical carriers
- Storage method
  - Gaseous, liquid, material-based
- Safety standards
- Fueling stations
  - Design and components
  - Permitting
  - Operating requirements
  - Dispensing codes and standards



# HFC Infrastructure (continued)

## Challenges

- Costs
- Permitting
  - Lack of standardized industry protocols for hydrogen fueling
- Lengthy timelines for hydrogen infrastructure projects
- Technology maturity
  - Hydrogen loss during storage
  - Immature technology for material-based storage
- Safety concerns

# BE and GE Economics

- Equipment capital costs
  - Electric CHE can cost over 1 to 2 times of diesel
  - Onboard batteries
  - Charging equipment (BE only)
- Operating costs
  - Electricity
  - Maintenance
  - Midlife battery replacement (BE only)
- Infrastructure costs
  - Utility grid infrastructure upgrades
  - Charging station installation (BE only)
  - Infrastructure maintenance



# HFC Economics

- Equipment capital costs
  - Hydrogen fuel cell CHE can cost > 2 times diesel
  - Mobile refueler (optional)
- Operating costs
  - Hydrogen fuel
  - Maintenance
  - Midlife battery replacement
- Infrastructure costs
  - On-site production
  - Off-site production
    - Fueling station installation
    - Maintenance
    - Operation



# Questions/Comments

Any questions or comments on what we presented?

- Infrastructure
- Economics



# Technology Outlook

Outlook to Achieve a Technology Readiness Grade of Equivalence by 2035	Battery-Electric	Grid-Electric	Hydrogen Fuel Cell
CHE achieves Equivalence	1	2	0
Likely, given current regulations and incentive programs	2	0	0
Only with additional emission reduction strategies and incentive programs	13	5	6
Dependent on other CHE with similar ZE fuel	6	0	8
Not likely (assessed)	1	1	10
Not likely (not assessed, Technology Applicability=0)	2	17	1
<b>Totals</b>	<b>25</b>	<b>25</b>	<b>25</b>

# Conclusion

## ZE CHE Progress

Of the 25 types of CHE evaluated:

- 24 have commercially available ZE models
  - 23 are available in the U.S.
- 3 types achieve Equivalence
  - In California, 100% of these types are ZE - over 400 pieces of CHE
- 2 types are likely to achieve Equivalence with current regulations and incentives



# Conclusion (continued)

## ZE CHE Challenges

- Most ZE CHE (80%) do not achieve Equivalence and likely will not within 10 years without market interventions
  - Based on Technology Readiness Grades, limited infrastructure, and cost of equipment
- ZE CHE is available, but infrastructure needs, high costs, and reliability must be addressed
- Additional emission reduction strategies, incentive programs, and other initiatives are needed



(Photo by Karl Nielsen, Autoweek.com)

# Appendices

- Appendix A: List of CHE
- Appendix B: Commercially Available CHE
- Appendix C: Technology Applicability Scoring Methodology
- Appendix D: Technology Readiness Grading Methodology
- Appendix E: CHE Infrastructure Demonstrations, Pilots, Product Launches and Prototypes
- Appendix F: Grid Impact Analysis
- Appendix G: Electricity Cost Calculations
- Appendix H: 2024-2025 Funding Opportunities for ZE CHE and Infrastructure
- Appendix I: List of Individual Projects Boosting Hydrogen Supply in California

# Wrap-Up

- Request for Information
- More Information
- Next Steps

# Request for Information

- Callout boxes throughout the document requesting information on:
  - ZE CHE implementations and costs
  - ZE CHE infrastructure projects
  - Any ZE CHE or demonstration projects not on our lists
- Example:

Staff is seeking information on hydrogen fuel cell CHE demonstration projects and development status.

# Next Steps

## **We Want Your Input:**

Submit written comments, feedback, and supporting data to [cargohandling@arb.ca.gov](mailto:cargohandling@arb.ca.gov)

Deadline: December 12, 2025

Final Document

Expected: Mid-2026



## More Information

- CHE Technology Assessment webpage:  
<https://ww2.arb.ca.gov/our-work/programs/cargo-handling-equipment/che-technology-assessments>
- Subscribe to the CHE email list:  
[http://public.govdelivery.com/accounts/CARB/subscriber/new?topic\\_id=cargo](http://public.govdelivery.com/accounts/CARB/subscriber/new?topic_id=cargo)

# Questions/Comments

