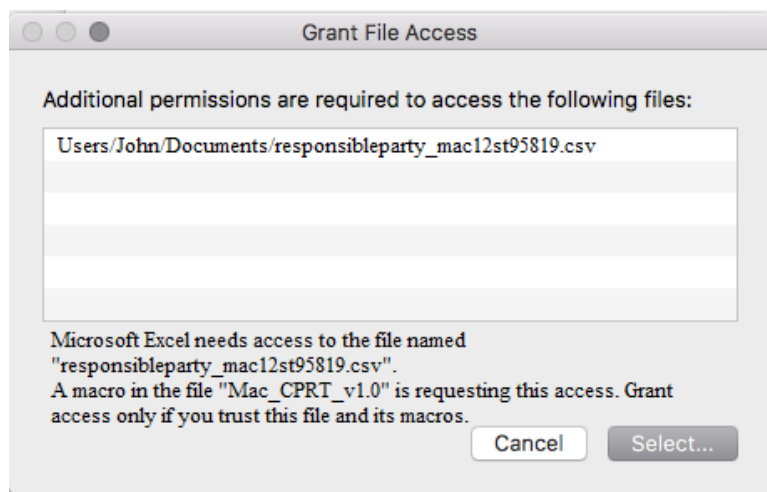


## Exporting in Mac for the CPRT & CPRTF

The screenshot below is an error that may occur when trying to export comma delimited files (CSVs) from the Mac versions of the Consumer Products Reporting Tool (CPRT) and Consumer Products Reporting Tool for Formulators (CPRTF) tools. This error message means that the Excel tools do not have access to your file system, and therefore cannot create the CSV files.

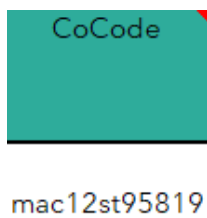


## Resolution

To resolve the error, the CSV files that the Excel tool is trying to create must be manually created.

### For CPRT:

1. Locate the CoCode in the last column of the ResponsibleParty tab. The CoCode in this example is "mac12st95819".



2. You must then manually create the following 7 CSVs, **replacing X with the CoCode**. These files can be blank, but the names must be correct. **These files must be saved in the same folder where your 2023\_CPRT\_Mac.xlsm file is saved.**
  - a. responsibleparty\_X.csv
  - b. productlist\_x.csv
  - c. productingredients\_x.csv
  - d. productformulator\_x.csv

- e. fragranceformulator\_x.csv
- f. solventmanufacturer\_x.csv
- g. certification\_x.csv

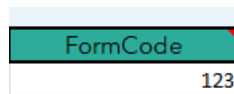
In this example the files would be named:

- h. responsibleparty\_mac12st95819.csv
- i. productlist\_mac12st95819.csv
- j. productingredients\_mac12st95819.csv
- k. productformulator\_mac12st95819.csv
- l. fragranceformulator\_mac12st95819.csv
- m. solventmanufacturer\_mac12st95819.csv
- n. certification\_mac12st95819.csv

3. Now that the blank csv files are created, exporting from the CPRT will overwrite these blank files and the export will be complete.

### For CPRTF:

1. Locate the FormCode in the last column of the ProductList tab. The FormCode in this example is "123".



2. You must then manually create the following 6 CSVs, **replacing X with the FormCode**. These files can be blank, but the names must be correct. **These files must be saved in the same folder where your 2023\_CPRTF\_Mac.xlsm file is saved.**

- a. contactinformation\_X.csv
- b. productlist\_x.csv
- c. productingredients\_x.csv
- d. fragranceformulator\_x.csv
- e. solventmanufacturer\_x.csv
- f. certification\_x.csv

In this example the files would be named:

- g. contactinformation\_123.csv
- h. productlist\_123.csv
- i. productingredients\_123.csv
- j. fragranceformulator\_123.csv
- k. solventmanufacturer\_123.csv
- l. certification\_123.csv

3. Now that the blank csv files are created, exporting from the CPRTF will overwrite these blank files and the export will be complete.