



Assessment of CARB's Zero-Emission Vehicle Programs Per Senate Bill 498

July 2020



This page intentionally left blank.

This report can be viewed at: <https://ww2.arb.ca.gov/legislatively-mandated-reports>.

To order a hard copy of this report, please contact David Ernest García, Ph.D.,
Legislative Director, at (916) 322-8520 or David.Garcia@arb.ca.gov

This document has been reviewed by the staff of the California Air Resources Board and approved for publication. Approval does not signify that the contents necessarily reflect the views and policies of the California Air Resources Board, nor does the mention of trade names or commercial products constitute endorsement or recommendation for use.

This page intentionally left blank.

July 23, 2020

Ms. Erika Contreras
Secretary of the Senate
State Capitol, Room 3044
Sacramento, California 95814

Ms. Diane Boyer-Vine
Legislative Counsel
Office of Legislative Counsel
925 L Street, Suite 900
Sacramento, California 95814
agency.reports@lc.ca.gov

Dear Ms. Contreras and Ms. Boyer-Vine:

Pursuant to the provisions required by Health and Safety Code section 43018.8, enclosed is a copy of the report to the Legislature entitled, *Assessment of CARB's Zero-Emission Vehicle Programs Per Senate Bill 498*. This report can be viewed at <http://ww2.arb.ca.gov/legislatively-mandated-reports>. We have also enclosed a one-page executive summary, as required by statute.

In this report, California Air Resources Board (CARB) staff reviews its programs that affect the adoption of light-, medium-, and heavy-duty zero-emission vehicles (ZEVs), including identifying each program's goals and status in meeting those goals, performing a cost-benefit analysis where data are available, and comparing CARB's ZEV programs with those of other jurisdictions. Additionally, pursuant SB 498 (Skinner, Chapter 628, Statutes of 2017), CARB provides policy recommendations for increasing the use of ZEVs in the State, as well as recommendations for vehicle fleet operators to increase the use of ZEVs.

The review reflected in the report was conducted throughout 2018 and 2019, considered by the CARB Board in January 2020, and then updated in the immediate months following the Board meeting. We acknowledge that the world is experiencing different times than when these policy recommendations were drafted. The ongoing COVID-19 pandemic, the resulting economic downturn and associated State budget challenges, and the transformative conversations we are seeing around racial injustice all present new challenges and opportunities. We have re-reviewed these recommendations in light of these new circumstances and affirm that they remain valid and can support the State on its path to recovery. However, we also acknowledge that

Ms. Erika Contreras
Ms. Diane Boyer-Vine
July 23, 2020

fulfilling some of the recommendations may be difficult in the near-term given the State's budget challenges.

Should you have any questions or need further assistance, please contact David Ernest García, Ph.D., Legislative Director, at (916) 322-8520 or David.Garcia@arb.ca.gov.

Sincerely,



Mary D. Nichols
Chair

Enclosures

cc: See next page.

Ms. Erika Contreras
Ms. Diane Boyer-Vine
July 23, 2020

cc: Ms. Sue Parker
Assistant Chief Clerk of the Assembly
State Capitol, Room 3196
Sacramento, California 95814
amy.leach@asm.ca.gov

The Honorable Nancy Skinner
California State Senate
State Capitol, Room 5094
Sacramento, California 95814

Ms. Ana Matosantos
Cabinet Secretary
Office of Governor Gavin Newsom
State Capitol, First Floor
Sacramento, California 95814

Mr. Gabriel Petek
Legislative Analyst's Office
925 L Street, Suite 1000
Sacramento, California 95814

Ms. Jolie Onodera
Legislative Director
Department of Finance
State Capitol, Room 1145
Sacramento, California 95814

Mr. Greg Lucas
State Librarian
California State Library
Stanley Mosk Library & Courts Building
PO Box 942837
Sacramento, California 94237-001

David Ernest García, Ph.D. Legislative
Director

Ms. Erika Contreras
Ms. Diane Boyer-Vine
July 23, 2020

bcc: (electronic copy of transmittal package)

Mr. Anthony Williams
Legislative Affairs Secretary
Office of Governor Gavin Newsom
State Capitol, First Floor
Sacramento, California 95814

Ms. Rachel Wagoner
Deputy Legislative Secretary
Office of Governor Gavin Newsom
State Capitol, First Floor
Sacramento, California 95814

Ms. Anna Ferrera
Deputy Secretary for Legislative Affairs and External Partnerships
California Environmental Protection Agency

Ms. Cathie Cordova
Legislative Analyst
California Environmental Protection Agency

Nicole Hutchinson
Office of Legislative Affairs

Ms. Adrienne Richey, MSIS
Librarian
California Environmental Protection Agency Library

Table of Contents

ACRONYMS i

EXECUTIVE SUMMARY iii

CHAPTER 1: INTRODUCTION 1

CHAPTER 2: WHY ZERO-EMISSION VEHICLES ARE IMPORTANT 3

CHAPTER 3: STATE OF THE ZEV MARKET..... 7

CHAPTER 4: OVERVIEW OF CARB’S ZERO-EMISSION VEHICLE PROGRAMS . 10

CHAPTER 5: COSTS AND BENEFITS OF CARB’S ZEV PROGRAMS 34

CHAPTER 6: COMPARISON WITH OTHER STATES’ AND COUNTRIES’ PROGRAMS..... 61

CHAPTER 7: LESSONS LEARNED 82

CHAPTER 8: POLICY RECOMMENDATIONS TO ACCELERATE ZEV ADOPTION AND IMPROVE ZEV PROGRAMS..... 98

CHAPTER 9: RECOMMENDATIONS FOR FLEETS TO INCREASE ZEVS..... 117

APPENDICES

- Appendix A: Text of SB 498
- Appendix B: CARB’s Zero-Emission Vehicle Programs
- Appendix C: Quantification Methodologies
- Appendix D: California’s Zero-Emission Vehicle Programs

ACRONYMS

AB – Assembly Bill

BEV – Battery Electric Vehicle

BEVx – Battery Electric Vehicle with range extender

CARB – California Air Resources Board or Board

CO₂ – Carbon dioxide

CO_{2e} – Carbon dioxide equivalent

CVRP – Clean Vehicle Rebate Project

DCFC – Direct Current Fast Charger

DPM – Diesel Particulate Matter

ePTO – electric Power TakeOff

eVMT – electric Vehicle Miles Traveled

EVSE – Electric Vehicle Supply Equipment

EVSP – Electric Vehicle Service Provider

FCEV – Fuel Cell Electric Vehicle

FPL – Federal Poverty Level

FY – Fiscal Year

GHG – Greenhouse Gas

HVIP – Hybrid and Zero-Emission Voucher Incentive Program

kWh – kilowatt hour

LCFS – Low Carbon Fuel Standard

NO_x – Nitrogen oxides

PHEV – Plug-in Hybrid Electric Vehicle

PM 2.5 – Particulate Matter smaller than 2.5 micrometers or fine particulate matter

ROG – Reactive Organic Gases

SB – Senate Bill

TRU – Transport Refrigeration Unit

TNC – Transportation Network Company

VMT – Vehicle Miles Traveled

ZEV – Zero-Emission Vehicle

EXECUTIVE SUMMARY

Senate Bill (SB) 498 (Skinner, Chapter 628, Statutes of 2017) directs the California Air Resources Board (CARB) to review its programs that affect the adoption of light-, medium-, and heavy-duty zero-emission vehicles (ZEVs), including identifying each program's goals and status in meeting those goals, performing a cost-benefit analysis, and comparing CARB's ZEV programs with those of other jurisdictions. SB 498 also directs CARB to make policy recommendations for increasing the use of ZEVs in the State, and recommendations for vehicle fleet operators to increase the use of ZEVs. This report responds to that legislative direction.

Transitioning the transportation sector to zero-emission technology is critical to achieving California's public health protection goals, minimizing air pollution exposure, and mitigating climate change impacts.¹ The transportation sector is responsible for the vast majority of the State's emissions of toxic diesel particulate matter and regional smog-forming oxides of nitrogen (NO_x),¹ and is the largest source of greenhouse gas (GHG) emissions.²

Over 12 million Californians breathe unhealthy air, and several areas of the State are still in non-attainment for ozone. Exposure to ozone and particulate matter leads to a range of respiratory and cardiovascular health impacts, including exacerbations of asthma and heart disease, and is estimated to contribute to approximately 7,500 premature deaths in California, and millions globally, each year.³ While significant improvements have been made in both the South Coast Air Basin and the San Joaquin Valley, these areas still represent the greatest challenges to meeting our air quality goals.

California is already experiencing significant and widespread impacts on its economy and environment as a result of climate change, such as more severe and frequent heat waves, droughts, flooding, sea-level rise, and wildfires, and these are expected to worsen.⁴ California has sensible and far reaching goals to mitigate these impacts—including a reduction of Statewide GHG emissions 40 percent below 1990 levels by

¹ CARB, 2016. Mobile Source Strategy, <https://www.arb.ca.gov/planning/sip/2016sip/2016mobsrsrc.pdf>.

² CARB, 2019. 2019 Edition, California Greenhouse Gas Emission Inventory: 2000 – 2017, https://www.arb.ca.gov/cc/inventory/pubs/reports/2000_2016/ghg_inventory_trends_00-16.pdf.

³ CARB, 2017. Revised Proposed 2016 State Strategy for the State Implementation Plan, <https://www3.arb.ca.gov/planning/sip/2016sip/rev2016statesip.pdf>.

⁴ Bedsworth et al., 2018. California's Fourth Climate Change Assessment, Statewide Summary Report. <http://www.climateassessment.ca.gov/>.

2030⁵ and carbon neutrality by 2045⁶—and meeting those goals will require that the transportation sector transforms to zero-emission technology rapidly.

California’s Mobile Source Strategy,¹ State Strategy for the State Implementation Plan,⁷ and Scoping Plan⁸ lay out the measures needed to put California on track to attain the national ambient air quality standards, reduce air pollution-related health impacts, and meet our climate goals. These plans underscore the fact that penetration of ZEV technology throughout the transportation sector is critical. Currently, California’s efforts to transition to a clean transportation system are under attack by federal backsliding on vehicle emissions, which threatens to undermine California’s momentum on ZEVs. This report outlines areas of opportunity to grow California’s ZEV market in spite of this federal threat. Future work, notably the carbon neutrality study being developed by the California Environmental Protection Agency, will identify additional strategies to achieve carbon neutrality for the transportation sector, and may identify additional strategies to accelerate the transition to zero-emission vehicles.⁹

Policy Recommendations

Governor Newsom recently issued Executive Order N-19-19¹⁰ that outlines a number of actions that California State agencies must take to reduce GHG emissions. Implementation of that Executive Order is critical in order to keep California on the path to meet our ambitious climate goals. This report identifies eight policy areas to increase ZEV adoption and use, which support that Executive Order, and would either require or benefit from legislative action. These policy recommendations build on actions identified in ZEV Action Plans^{11, 12, 13} and CARB staff’s report that identified barriers that low-income Californians face in accessing zero-emission transportation options “*Low-Income Barriers Study, Part B: Overcoming barriers to Clean*

⁵ SB 32 (Pavley, Chapter 249, Statutes of 2016).

⁶ Executive Order B-55-18. September 10, 2018. <https://www.ca.gov/archive/gov39/wp-content/uploads/2018/09/9.10.18-Executive-Order.pdf>.

⁷ CARB, 2017. Revised Proposed 2016 State Strategy for the State Implementation Plan, <https://ww3.arb.ca.gov/planning/sip/2016sip/rev2016statesip.pdf>.

⁸ CARB, 2017. November 2017. “California’s 2017 Climate Change Scoping Plan.” https://ww3.arb.ca.gov/cc/scopingplan/scoping_plan_2017.pdf.

⁹ California Environmental Protection Agency, 2019. Carbon Neutrality Studies: Vehicle Emissions and Fossil Fuel Demand and Supply. <https://calepa.ca.gov/climate/carbon-neutrality-studies/>

¹⁰ Executive Order N-19-19. September 20, 2019. <https://www.gov.ca.gov/wp-content/uploads/2019/09/9.20.19-Climate-EO-N-19-19.pdf>.

¹¹ Governor’s Interagency Working Group on Zero-Emission Vehicles, 2013. February 2013. “2013 ZEV Action Plan: A Roadmap Toward 1.5 Million Zero-Emission Vehicles.” [http://opr.ca.gov/docs/Governors_Office_ZEV_Action_Plan_\(02-13\).pdf](http://opr.ca.gov/docs/Governors_Office_ZEV_Action_Plan_(02-13).pdf).

¹² Governor’s Interagency Working Group on Zero-Emission Vehicles, 2016. October 2016. “2016 ZEV Action Plan: An Updated Roadmap Toward 1.5 Million Zero-Emission Vehicles on California Roadways by 2025.” https://www.ca.gov/archive/gov39/wp-content/uploads/2018/01/2016_ZEV_Action_Plan-1.pdf.

¹³ Governor’s Interagency Working Group on Zero-Emission Vehicles, 2018. September 2018. “2018 ZEV Action Plan: Priorities Update.” <http://business.ca.gov/Portals/0/ZEV/2018-ZEV-Action-Plan-Priorities-Update.pdf>.

Transportation Access for Low-Income Residents,”¹⁴ and are informed by the review of CARB programs and comparison with other jurisdictions. The policy recommendations have also been refined based on stakeholder feedback. Because the magnitude and speed of change needed to achieve California’s goals is unprecedented, the policy recommendations represent a multi-pronged approach across many areas where action is needed. These policy recommendations are meant to grow the ZEV market through:

- 1) Incentives and pricing strategies,
- 2) Lower fuel costs,
- 3) ZEV refueling infrastructure,
- 4) Local policies,
- 5) Fleet adoption,
- 6) Outreach and education,
- 7) Technology incubation and workforce development, and
- 8) Program flexibility.

The policy recommendations are summarized here and elaborated on in Chapter 8:

1) Incentives and pricing strategies

ZEVs currently cost more than their conventional counterparts,¹⁵ so a suite of complementary policies is needed to expand the ZEV market beyond early adopters and to ensure equitable access to zero-emission mobility.

a. Provide predictable and expanded funding for CARB’s ZEV incentive programs that is sufficient to drive consumer demand.

Waitlists and unpredictable future incentive funding inhibit ZEV production and sales. Incentive certainty entices consumers and fleets to choose light-, medium-, and heavy-duty ZEVs, nudges manufacturers to invest and innovate to bring a wider array of ZEVs to market, and encourages dealers to promote ZEVs. Demand for incentives outstrips the available funding, leading to waitlists. However, beyond the waitlists, predictable future incentive funding would allow consumers, fleets, manufacturers, and administering program grantees to better plan future ZEV deployments.

b. Provide CARB with increased incentive funding to ensure priority populations¹⁶ and school districts can access zero-emission transportation.

¹⁴ CARB, 2018. “Low-Income Barriers Study, Part B: Overcoming Barriers to Clean Transportation Access for Low-Income Residents”, https://ww2.arb.ca.gov/sites/default/files/2018-08/sb350_final_guidance_document_022118.pdf.

¹⁵ Lutsey and Nicholas, 2019. International Council on Clean Transportation (ICCT) Working Paper. April, 2019. “Update on Electric Vehicle Costs in the United States through 2030.” https://theicct.org/sites/default/files/publications/EV_cost_2020_2030_20190401.pdf.

¹⁶ Priority populations include disadvantaged communities (DACs), low-income communities, and low-income households. DACs are defined as the top 25 percent of communities experiencing disproportionate amounts of pollution, environmental degradation, and socioeconomic and public health conditions according to the

Low-income and disadvantaged community residents need more help to afford ZEVs and benefit from having accessible zero-emission transportation in their communities, such as zero-emission transit and reduced transportation emissions. CARB's school bus programs need increased funding since schools have limited budgets for expenditures for transporting children and many of the underfunded schools also have the oldest, dirtiest school buses. Replacing all polluting diesel school buses is an imperative societal responsibility to support healthy, thriving students.

c. Establish Statewide incentives that promote ZEVs through pricing strategies, such as usage- or emission-based fees, feebate systems, registration fee exemptions, and sales tax exemptions for more vehicle types to provide relief to ZEVs, and zero-emission truck lanes along freight corridors.

Pricing strategies that favor ZEVs, for example, reduced or exempt road usage-based pricing (such as in high-occupancy toll lanes), parking rates at State facilities, emissions-based pricing (such as fees on non-ZEVs in multi-vehicle households), or a feebate system (that imposes a fee on vehicles with high emissions and provides a rebate to those with low or no emissions) are statutory changes that would send a strong signal to encourage the adoption of ZEVs and would be a new funding source for ZEV incentives. These pricing strategies should be designed and implemented to address equity considerations. Because ZEV technologies are mostly more expensive than their conventional counterparts today, sales taxes and registration fees, which are both based on the full purchase price not including any purchase incentives, also cost more. Recently passed AB 784¹⁷ temporarily exempts transit buses from sales and use taxes. California would benefit from having zero-emission light-duty vehicles as well as medium- and heavy-duty trucks and off-road equipment temporarily exempt from the State sales taxes as well. As the ZEV market matures, the price difference between zero-emission and conventional vehicles will decrease, and this tax and fee relief will no longer be needed. Finally, the time savings from dedicated zero-emission truck lanes along busy freight corridors, especially those next to disadvantaged and low-income communities, would motivate truck operators to invest in these vehicles.

2) Fuel costs

Predictable, cost-competitive and stable electricity and hydrogen fuel costs are critical to encourage consumers and fleets to choose ZEVs.

CalEnviroScreen tool (<https://oehha.ca.gov/calenviroscreen>). Low-income communities and households are those with incomes either at or below 80 percent of the Statewide median or below a threshold designated as low-income by the Department of Housing and Community Development.

¹⁷ Mullin, Chapter 684, Statutes of 2019.

a. Define SB 350¹⁸ transportation electrification to be inclusive of renewable hydrogen.

Electricity rate structures that reduce the cost of renewable hydrogen production could attract private investments to deploy more hydrogen fueling stations, which are needed to support a growing fuel cell electric vehicle market. Electricity rates designed to reduce the cost of renewable hydrogen production can also encourage hydrogen production to occur when it is most beneficial to the electricity grid.

b. Set targets for technologies and strategies that integrate electric vehicles with the electricity grid to lower the cost of fueling.

Vehicle grid integration,¹⁹ on-site renewable energy generation, energy storage, load management, and other strategies requiring statutory changes can lower ZEV fuel costs, especially when they reduce or eliminate demand charges²⁰ that can result from the high power demand to charge electric vehicles quickly.

c. Require the Integrated Resource Plans submitted by publicly owned utilities (POUs) to the California Energy Commission (CEC) include details of electricity rate design for transportation electrification.

Although some POUs have already deployed electricity rates to support light-duty ZEVs,²¹ more should do so and should also expand their programs to support electrification of medium- and heavy-duty vehicles and off-road equipment.

3) ZEV refueling infrastructure

Current ZEV infrastructure cannot support the growing population of ZEVs, and long-term, holistic infrastructure planning and investment is critical to giving consumers confidence in ZEVs and to expand ZEVs to more market segments, including heavy-duty applications.

a. Extend CEC's Clean Transportation Program beyond 2023 and promote ZEV fuels.

Both electric vehicle and hydrogen refueling infrastructure investment will continue to be needed after 2023, when the funding sunsets, to continue closing the gap between needed ZEV refueling infrastructure and the State's

¹⁸ De León, Chapter 547, Statutes of 2015.

¹⁹ Which includes smart charging.

²⁰ Demand charges are fees for very high power demand that penalize short bursts of high power demanded from charging electric vehicles, especially with the faster chargers. <https://www.cpuc.ca.gov/General.aspx?id=12188>.

²¹ These include [Alameda Municipal Power](#), [Azusa Light and Water](#), [Burbank Water and Power](#), [Los Angeles Department of Water and Power](#), and [Sacramento Municipal Utility District](#).

ZEV deployment targets.^{22,23} Support is critical to ensure that stations are distributed throughout the State to serve all markets and to allow the ZEV market to mature sufficiently for infrastructure to become a sustainable business model.

b. Convene a multi-agency working group with the goal of accelerating the deployment of ZEV infrastructure.

Although California has the most electric vehicle recharging and hydrogen refueling infrastructure in the country, there is still a significant gap to support light-duty vehicles not to mention the other transportation sectors. Developing ZEV infrastructure for heavy-duty and off-road sectors is also crucial to serve the number of ZEVs anticipated by recent and upcoming regulations.²⁴ This group should identify and resolve barriers to ZEV infrastructure deployment, ensure parity between all zero-emission technologies, address broader infrastructure issues such as implications for electricity transmission and distribution, assess strategies for increasing resiliency, compare ZEV infrastructure costs across State agencies' ZEV programs, identify cost-effective investment strategies, help streamline the application for State-funded zero-emission vehicle and infrastructure incentives, maintain a database of heavy-duty and off-road ZEVs in California, and monitor progress.

c. Require that electric vehicle charging infrastructure provisions in California's Green Building Standards (CALGreen) Code include mandatory installation of level 2 charging in new construction, and require infrastructure installation at existing buildings undergoing major renovations.

Current electric vehicle charging requirements in CALGreen do not address the need for charging at existing residential and commercial buildings and school facilities, and do not require the installation of charging equipment, which would significantly increase Californians' access to charging.

d. Provide tax incentives for ZEV infrastructure.

There is a large gap in the ZEV infrastructure California needs to support the growing light-and heavy-duty ZEV market. A temporary sales tax exemption on electric vehicle recharging or fuel cell refueling infrastructure would allow funds invested for ZEV infrastructure to be maximized, especially by public entities, such as transit agencies and school districts, and private fleets. Additionally, a

²² Bedir, et al., 2018. California Energy Commission Staff Report CEC-600-2018-001. March 2018. "California Plug-In Electric Vehicle Infrastructure Projections: 2017-2025."

<https://efiling.energy.ca.gov/GetDocument.aspx?tn=224521&DocumentContentId=55071>.

²³ CARB, 2018. July 2018. "2018 Annual Evaluation of Fuel Cell Electric Vehicle Deployment & Hydrogen Fuel Station Network Development." https://ww3.arb.ca.gov/msprog/zevprog/ab8/ab8_report_2018_print.pdf.

²⁴ The Innovative Clean Transit and the Zero-Emission Airport Shuttle regulations have been adopted. The Advanced Clean Trucks, ZEV Fleet Rule, Zero-Emission Transport Refrigeration Unit Regulation, and the Zero-Emission Drayage Truck Regulation, among others, are being developed.

tax credit provided to property owners that install ZEV infrastructure would also help minimize the ZEV gap infrastructure.

e. Require charging infrastructure at both new and existing State facilities where feasible.

California needs ZEV infrastructure to serve the public at State facilities and the State should provide charging for its own fleet and to encourage State employees and the public to use ZEVs.

f. Provide CEC with additional funding for the deployment of light- and heavy-duty ZEV infrastructure within and near low-income and disadvantaged communities and schools.

By supporting cleaner trucks and buses operating in their communities, ZEV infrastructure for heavy-duty vehicles, including for transport refrigeration units, at warehouses, grocery stores, truck stops, ports, and rail, in disadvantaged communities would provide air quality benefits where they are needed most. Light-duty vehicle charging is also a barrier for households that cannot afford to install level 2 home charging, or face other barriers such as landlord resistance or lack of off-street parking. Schools have limited budgets for expenditures for transporting students and many of the underfunded schools also have the oldest, dirtiest school buses. Funding ZEV infrastructure for school buses will facilitate replacement of polluting diesel school buses with zero-emission technology.

g. Direct CEC and CPUC to identify investment priorities for ZEV infrastructure to serve high-mileage fleets and build the business case for ZEV infrastructure.

High-mileage fleets, such as ride-hailing services, transit, delivery vehicles, and heavy-duty applications have the potential to reduce more GHG and criteria air pollutants through ZEVs. Ongoing planning efforts should be leveraged to ensure that public funds for ZEV infrastructure support high-mileage applications and help build the business case for ZEV infrastructure (for example, lowering the cost of upstream transmission and distribution system upgrades [e.g., transformers] would reduce barriers to large-scale deployments of high-mileage or heavy-duty vehicles).²⁵

h. Increase CEC and Caltrans funding for state-of-the-art ZEV regional readiness planning and implementation, including engagement with local jurisdictions.

Regional readiness plans enable communities to plan for and efficiently deploy ZEV infrastructure, permitting procedures, and other supportive policies that enable successful support of ZEVs within a region. These plans should take an integrated approach to light-duty, and heavy-duty infrastructure, and include

²⁵ Nicholas and Hall, 2018. ICCT White Paper. July 2018. "Lessons Learned on Early Electric Vehicle Fast-Charging Deployments." https://theicct.org/sites/default/files/publications/ZEV_fast_charging_white_paper_final.pdf.

upcoming regulations. These plans should also be rewarded with streamlined grant requirements for implementation funding.

i. Expand focus of transportation funding to reflect ZEV infrastructure needs at seaports and freight distribution facilities.

Statutory support for developing key ZEV infrastructure projects will help enable adoption and operation of zero-emission technologies along major freight corridors, at the ports of Los Angeles, Long Beach and Oakland, at freight distribution centers and hubs. For example, when improving a conventional roadway in these freight areas, should also install an adjacent zero-emission truck parking and refueling facility to support transportation electrification in freight.

j. Direct the Electric Program Investment Charge (EPIC) programs, implemented by the CEC and the investor-owned utilities, to include research, and development into next-generation ZEV infrastructure technologies and operational strategies, including a focus on growing ZEVs in disadvantaged communities.

Newer technologies and strategies, such as wireless charging, ultrafast charging stations, smart-charging, and vehicle-to-grid integration, have potential to increase convenience of refueling ZEVs, helping to grow the ZEV market. Additionally, strategies to increase grid resiliency should be examined.

4) Local policies

Local governments currently do not have explicit authority or a uniform statutory framework to implement policies such as zero-emission zones, road-usage, or emissions-based pricing. These policies are likely to yield substantial local air quality benefits,²⁶ could create new local revenue, and would send a strong signal to encourage the use of light- and heavy-duty ZEVs. These policies should be developed in the context of the jurisdiction's general plan.

a. Provide explicit authority to local jurisdictions to create zero-emission zones.

Statute allowing for the creation of zero-emission zones would support ZEV market growth. These should be designed with equity considerations, to minimize the exposure of sensitive populations to air pollution. These zones could be at the city-level involving all vehicles or focused on encouraging the adoption of zero-emission delivery trucks through localized green loading zones that preferentially allow zero-emission deliveries or green logistics zones that restrict internal combustion delivery trucks at certain times and locations such as

²⁶ Simeonava, et al., 2018. National Bureau of Economic Research Working Paper Series. March 2018. "Congestion Pricing, Air Pollution and Children's Health." <https://www.nber.org/papers/w24410.pdf>.

those in effect in Shenzhen, China.²⁷ Furthermore, ports and other freight facilities could also establish fast green lanes for zero-emission trucks during peak hours that provide “front-of-the-line” access as a motivation for encouraging early ZEV adoption.

- b. Provide explicit authority to local governments to implement equitable pricing mechanisms that favor pooling and ZEVs in a way that meets the mobility needs of priority populations.**

Pricing mechanisms, such as congestion pricing, cordon pricing, and fees on new mobility services support multiple State goals, including encouraging pooling and accelerating the ZEV market, but in order to ensure these policies serve mobility needs of priority populations, they must be designed with equity considerations and community needs in mind.

- c. Incentivize local governments to develop local ZEV readiness plans and implement policies to encourage the use of ZEVs, such as preferential or discounted parking programs and curbside charging.**

Regional readiness plans enable communities to plan for and efficiently deploy ZEV infrastructure, permitting procedures, and other supportive policies that enable successful support of ZEVs within a region. Local governments also have the ability to implement many policies that favor ZEVs, for example by providing curbside charging and parking-related incentives such as free or discounted parking for ZEVs or by locating ZEV parking spaces in desirable locations.

5) Fleet adoption

As a wider array of ZEVs and plug-in hybrid electric vehicles (PHEVs) becomes available, light-, medium-, and heavy-duty fleets of all types will have more opportunities to adopt and use them, with the potential to rapidly expand both market growth and consumer awareness of ZEVs and zero-emission miles.

- a. Direct CARB to adopt zero-emission mileage requirements in all high-mileage and new mobility fleets (such as carsharing), while ensuring that these requirements also aim to minimize vehicle miles traveled overall (e.g., by building connections to transit and active transportation wherever possible, similar to SB 1014).²⁸**

High-mileage fleets (such as carsharing and delivery fleets) emit more GHGs and criteria air pollutants, therefore ZEVs should be in these fleets to further reduce emissions and accelerate ZEV market growth and awareness.

- b. Direct the Department of General Services (DGS) to track vehicle usage and establish zero-emission VMT targets for the State’s fleet, and set ZEV targets**

²⁷ Crow, et al., 2019. Rocky Mountain Institute. July 2019. “A New EV Horizon: Insights from Shenzhen’s Path to Global Leadership in Electric Logistics Vehicles.” <https://rmi.org/wp-content/uploads/2019/06/a-new-ev-horizon.pdf>.

²⁸Skinner, Chapter 369, Statutes of 2018.

for other vehicles used by the State (e.g., rental cars and new mobility services used for State employee travel).

Replacing gasoline and diesel miles with zero-emission miles supports the State's air quality and climate goals. California should lead by example and support light-, medium-, and heavy-duty ZEV market growth. In fact, California's DGS is leading by example by requiring all non-public safety sedans purchased by State agencies to be ZEVs, in response to EO N-19-19.²⁹ Setting zero-emission VMT targets ensures ZEVs in the State fleet are actually utilized.

c. Establish ZEV targets for other government fleets as ZEV models become available to meet their needs.

Local governments should also lead by example, and prepare for the increasing number of ZEVs in their jurisdictions.

6) Outreach and education

Awareness of light- and heavy-duty ZEVs remains low,^{30, 31} affecting consumer acceptance and implementation of supporting policies like infrastructure.

a. Create a heavy-duty fleet electrification Ombudsperson to provide expertise to fleets that are transitioning to ZEVs.

Heavy-duty fleets need help navigating the transition to ZEVs when implementing new and upcoming heavy-duty and off-road regulations.³² Having dedicated staff to provide guidance on opportunities to minimize electricity and hydrogen costs, liaise with utilities, and help resolve issues with ZEV infrastructure permitting will help ensure these regulations are successful.

b. Increase funding for existing and new programs for ZEV consumer and fleet outreach and education campaigns to build awareness and dispel misconceptions about ZEVs, including for priority populations and heavy-duty fleet operators.

Ongoing efforts, such as Veloz's Statewide consumer campaign and the DriveClean website, lack sufficient resources to scale up and broaden beyond the light-duty sector. In addition to State funds, seek investments from the private sector to support these efforts. Additionally, support new efforts such as incentivizing light- and heavy-duty driver education facilities to train future

²⁹ DGS, 2019. November 15, 2019. "State Announces New Purchasing Policies to Reduce Greenhouse Gas Emissions from the State's Vehicle Fleet." <https://www.dgs.ca.gov/Press-Releases/Page-Content/News-List-Folder/State-Announces-New-Purchasing-Policies-to-Reduce-Greenhouse-Gas-Emissions>.

³⁰ Kurani, et al., 2016. Final Report. March, 2016. "New Car Buyers' Valuation of Zero-Emission Vehicles: California" https://www3.arb.ca.gov/research/single-project.php?row_id=65166.

³¹ Turrentine, et al., 2018. International EV Policy Council Policy Guide. March 2018, "Driving the Market for Plug-in Vehicles: Increasing Consumer Awareness and Knowledge." <https://phev.ucdavis.edu/wp-content/uploads/Consumer-Education-Policy-Guide-March-2018.pdf>.

³² Such as the Innovative Clean Transit, Advanced Clean Trucks, Zero-Emission Airport Shuttle, Zero-Emission Transportation Refrigeration Units, and others.

drivers using ZEVs to increase awareness and familiarity with the technology, which could be a powerful outreach campaign.

- c. Fund training for local government inspection, building, and planning officials, and developers and builders, about ZEVs and ZEV infrastructure to achieve ZEV infrastructure permit streamlining for light- and heavy-duty applications.**

Installation of infrastructure is taking longer to build out in California than in other states due in part to slow permitting processes. ZEV infrastructure permitting timeliness and complexity is a barrier despite the requirement for local jurisdictions to streamline permitting pursuant to AB 1236.³³ Outreach to permitting officials and builders regarding siting and permit review best practices would speed up and reduce the cost of ZEV infrastructure installations for both light-duty and heavy-duty applications.³⁴

7) Technology incubation and workforce development

Accelerating innovative ideas from the lab to commercialization through technology incubation will help develop the ZEV market, which will in turn support economic development. The ZEV transition will require a growing workforce that can manufacture, service, and operate zero-emission vehicles and infrastructure. With California leading the ZEV market, this can create opportunities for quality job creation and for increased access to quality employment for disadvantaged and under-represented workers.

- a. Provide funding to establish public-private partnerships to foster experimentation and innovation.**

Partnerships between State and local governments, industry, and the academic community could accelerate commercialization and deployment of ZEVs, such as through technology incubation hubs, sharing best practices, and business to business matchmaking services. Research into sustainable business models for ZEV manufacturers and charging/fueling, ZEV opportunities in the freight sector, and strategies to ensure California's policies are exportable to other jurisdictions will help California build a sustainable ZEV market and ensure that the State remains at the leading edge of the ZEV transition.

- b. Study the workforce needed to grow the ZEV market and identify strategies to ensure there is no gap of qualified workers while expanding the ZEV workforce to disadvantaged communities.**

In order to achieve the State's ZEV goals, ZEV infrastructure must be deployed much more rapidly than it currently is. This means there may be a significant opportunity to grow the high-quality jobs within the ZEV workforce, particularly

³³ Chiu, Chapter 598, Statutes of 2015.

³⁴ GO-Biz's Electric Vehicle Charging Station Permitting Guidebook provides a foundational outreach document: <http://businessportal.ca.gov/wp-content/uploads/2019/07/GoBIZ-EVCharging-Guidebook.pdf>.

within disadvantaged communities and under-represented workers. This study should identify strategies to ensure that the ZEV workforce extends to those Californians that would benefit most.

- c. Increase investment in existing California Workforce Development Board (CWDB) and Employment Training Panel (ETP) programs that target occupation and skill gaps and promote job preparation through partnerships between educational institutions and ZEV-related employers.**

Growing a strong ZEV workforce requires that professional development, training, and apprenticeships match occupation gaps and lead to employment. This investment is critical for priority populations.

- d. Fund CWDB to conduct research on the net job benefits from public investments in zero-emission vehicles and infrastructure and identify strategies to ensure the quality and accessibility of these jobs.**

Transitioning the transportation sector to zero-emissions will create clean technology jobs, but more information is needed about the net benefits and impacts to jobs and to ensure that ZEV-related jobs are high-quality and that disadvantaged and under-represented workers have access to these career pathways.

8) Program flexibility

Agencies administering ZEV incentive and infrastructure programs need flexibility and longer expenditure deadlines for funding to respond to the rapidly evolving ZEV market, keep programs streamlined and easy to access and understand by consumers, support ZEV development especially in the earliest stages of commercialization, and respond to needs from priority populations.

- a. Ensure ZEV program adaptability as the market grows.**

Many existing ZEV programs' specific requirements become outdated as the ZEV market matures, hindering their ability to respond to the emerging ZEV market. More flexibility in funding program requirements would allow investments to shift toward emerging technologies that will continue to accelerate the ZEV transition.

- b. Continue to provide six years to spend ZEV incentive funding especially for technology demonstration projects, pilots, and programs that include ZEV refueling infrastructure.**

These projects are complex and need sufficient time for vehicle manufacturing, and the lengthy permitting and CEQA review processes. Four years to spend the funds, as was allowed in budgets prior to the FY 2019-20, is often inadequate to see a project through to completion, and leaves little or no time for data collection and reporting. Continuing to have four years to liquidate and

two to encumber the funds, as was done in the 2019-2020 budget, is sufficient time.

These eight sets of policy recommendations will help further accelerate the adoption and use of ZEVs in California, and to continue to foster the environment of investment and innovation that the ZEV market still requires if California is to meet its air quality, climate, and community health goals. These policy recommendations have been refined and improved based on feedback from external stakeholders, including other State agencies, researchers at the University of California, Institute of Transportation Studies (UC-ITS), and the public. These policy recommendations are near-term measures. If California does not sufficiently accelerate the adoption of ZEVs, then more aggressive measures will be needed, such as a ban on internal combustion engine vehicles.

Review of CARB's ZEV Programs

SB 498 requires that CARB review its programs that affect the adoption of light-, medium-, and heavy-duty ZEVs, including identifying each program's goals and status in meeting those goals, and performing a cost-benefit analysis. The goal of all of California's on-road ZEV programs is to transform the transportation sector to zero-emission technology, in order to attain air quality, climate, and public health goals, and improve social equity to ensure that the benefits of technology advancement are shared by all Californians,^{35, 36, 37, 38} and that all communities have access to clean transportation options.³⁹ CARB's portfolio of ZEV programs targets a broad range of vehicle technologies, including battery electric, plug-in hybrid, and fuel cell electric in light-, medium-, and heavy-duty applications, and a range of different stages of market development from pre-commercial demonstration to commercial deployment. In addition, some of the programs are focused exclusively on social equity.

At the time of publication of this draft report, CARB has 28 ZEV regulatory, incentive, and supporting programs either in place or under development, and CARB actively contributes to six programs managed by other agencies that affect the adoption of on-road ZEVs. These programs are introduced in Chapter 4. For ZEV programs currently in place, Chapter 5 of this report qualitatively assesses the programs' benefits, including benefits to climate, air quality, public health, market transformation, priority populations, jobs related to low carbon transportation, and energy and fuel savings. This chapter also quantifies the costs and emission benefits for the subset of programs that have sufficient data directly linked to the program. Collectively, these ZEV programs are encouraging manufacturers to produce ZEVs, helping to build a sustainable consumer market for ZEVs, and encouraging priority populations to access

³⁵ SB 535, De León, Chapter 830, Statutes of 2012.

³⁶ SB 1275, De León, Chapter 530, Statutes of 2014.

³⁷ AB 1550, Gomez, Chapter 369, Statutes of 2016.

³⁸ AB 617, C. Garcia, Chapter 136, Statutes of 2017.

³⁹ CARB, 2018a.

ZEVs. Through implementation of these programs, CARB has learned a number of lessons, enumerated in Chapter 7, which directly informed this report's policy recommendations.

Comparison with Other Jurisdictions

CARB continues to learn from implementation of our own ZEV programs, but many other jurisdictions in the United States and around the world are also pursuing policies and programs to accelerate ZEV adoption in order to meet their own public health, air quality, climate, and energy security goals. Additionally, some jurisdictions have also been motivated to support growth in their domestic ZEV industry.^{40, 41} ZEV requirements are a key part of California's multi-pronged approach to grow the ZEV market, which also includes incentives for manufacturers to produce ZEVs and for consumers to help them surmount the upfront cost of early-market ZEVs, and many supporting programs to ensure adequate fueling infrastructure, raise consumer awareness, and more. California is at the leading edge of ZEV regulatory efforts and many other ZEV regulatory programs resemble California's program. California works directly with many other jurisdictions and exercises additional market power on vehicle manufacturers by doing so. There is a wide range of approaches to incentivizing ZEV purchases, with rebates, point-of-sale incentives, and tax-based approaches being the most common. The comparison to other jurisdictions in this report, Chapter 6, focuses on ZEV purchase incentive and regulatory programs because the majority of programs that CARB administers falls into one of these two categories. Results are summarized in Table 1 and Table ES - 2. The details of the ZEV purchase incentive programs vary by jurisdiction. For example, some jurisdictions include increased incentives for low-income consumers, others incentivize the purchase or lease or used ZEVs and PHEVs, and others cap eligibility based on either the price of vehicles or the household income. Lastly, the amount of the incentive typically varies by vehicle technology and not every jurisdiction provides incentives for all technologies (e.g., Massachusetts does not incentivize PHEVs and Oregon excludes FCEVs).

⁴⁰ Bahree, 2019. March 9, 2019. Forbes. "India Offers \$1.4 Billion in Subsidies to Support the Domestic Electric Vehicle Industry." <https://www.forbes.com/sites/meghabahree/2019/03/09/india-offers-1-4-billion-in-subsidies-to-support-the-domestic-electric-vehicle-industry/#bc95a5b610a0>. Accessed August 15, 2019.

⁴¹ Huang, 2019. June 25, 2019. "China's Breaking up the EV Battery Monopoly it Carefully Created." <https://qz.com/1651944/china-ends-policy-steering-ev-makers-to-local-battery-firms/>. Accessed August 15, 2019.

Table ES - 1 Purchase Incentives for Light-Duty ZEVs and PHEVs Provided by Other Jurisdictions, Showing the Range of the Incentive Provided

Rebate	Income Tax Credit	Point-of-Sale Rebate	Other Tax Incentive	Feebate
California ⁴² (\$1,000-\$7,000) British Columbia (\$1,125-\$2,275) Connecticut ⁴³ (\$1,000-\$5,000) Delaware (\$1,500-\$3,500) Massachusetts (\$1,500) Oregon (\$1,500-\$5,000) Pennsylvania (\$1,000-\$2,500)	Colorado (\$1,900-\$5,000) United States (up to \$7,500)	Canada (\$1,900-\$3,800) Connecticut ⁴³ (\$1,000-\$5,000) New York (\$500-\$2,000) United Kingdom (\$4,500)	China (\$1,500-\$3,700) Germany (\$3,400-\$4,600) Japan (\$1,700-\$3,500) Maryland (up to \$3,000) Netherlands (\$3,800-\$8,000) New Jersey Norway (\$10,000-\$11,600) Portugal (\$1,300-\$3,400) South Korea (\$6,700-\$13,200) Spain (\$6,400) Washington	France (\$1,000-\$9,100) Sweden (\$2,400-\$6,500)

⁴² For California, showing the maximum incentive available for the CVRP, which incentivizes the purchase or lease of new ZEVs and PHEVs with an increased rebate for low-income consumers. However, California also has two incentive pilot projects for low-income and disadvantaged community residents: 1) the Clean Cars 4 All, which incentivizes the replacement of a high-polluting vehicle with the purchase or lease of used or new ZEVs, PHEVs, and other eligible vehicles by low-income consumers within certain air districts, and 2) the Financing Assistance for Lower-Income Consumers Project, which provides low interest loans and vehicle price buy-downs to these consumers for used or new ZEVs, PHEVs, and other eligible vehicles.

⁴³ Connecticut provides the option of a check mailed to consumer or point-of-sale rebate at the dealership.

Table ES - 2 Adopted and Proposed Light-, Medium-, and Heavy-Duty ZEV Regulations in Other Jurisdictions

Jurisdiction	ZEV Regulation	Type of Requirement
California	Light-duty ZEV regulation through model year (MY) 2025	Manufacturer vehicle production
	Innovative Clean Transit Regulation begins in 2020 with 100 percent zero-emission public transit bus fleet by 2040	Fleet requirement: transit agencies
	Zero-Emission Airport Shuttle Bus Regulation will be begin to be implemented in 2022	Fleet requirement: airport shuttles
	Advanced Clean Trucks Regulation will begin to be implemented in 2024	Manufacturer vehicle production
	Clean Miles Standard, in development to begin in 2023	Fleet requirement: transportation network companies
Section 177 ZEV States⁴⁴	Light-duty ZEV regulation same requirements as California’s ZEV regulation	Manufacturer vehicle production
Québec, Canada	Light-duty ZEV regulation through MY 2025	Manufacturer vehicle production (new and used eligible vehicles)
British Columbia, Canada	Light-duty ZEV regulation for MY 2020 and beyond	Manufacturer vehicle production
China	Light-duty New Energy Vehicle (NEV) regulation 2019-2020 adopted; regulation for 2021-23 in development	Manufacturer vehicle production
European Union	Light-, medium-, and heavy-duty vehicles fleet-wide CO ₂ emission targets for 2025, 2030 with voluntary ZEV quotas as a compliance flexibility	Manufacturer fleet-wide CO ₂ emissions reduction

Recommendations for fleets

The final Chapter of this report focuses on recommendations for vehicle fleet operators to increase the number of ZEVs in vehicle fleet use.⁴⁵ California is part of the West Coast Electric Fleets⁴⁶ initiative that is helping private and public fleets expand the use

⁴⁴ Section 177 of the Clean Air Act (42 U.S.C. §7507) authorizes other states to choose to adopt California’s standards in lieu of federal requirements. States are not required to seek U.S. EPA approval before adopting California’s standards. Thirteen other states have adopted California’s Low Emission Vehicle Regulations and nine of those have adopted California’s ZEV Regulation. The Section 177 ZEV states are: Colorado, Connecticut, Maine, Maryland, Massachusetts, New York, New Jersey, Oregon, Rhode Island and Vermont.

⁴⁵ SB 498 defines fleets as ten or more vehicles under common ownership or operation.

⁴⁶ West Coast Electric Fleets, 2019. “West Coast Electric Fleets.” <http://www.westcoastelectricfleets.com/>. Accessed August 15, 2019.

of ZEVs within their fleets through education and tools. CARB staff reviewed existing resources to identify these recommendations for fleet operators, which are summarized here and elaborated on in Chapter 9. CARB staff recommends fleets do the following:

1) Assess fleet needs

Assess fleet applications or routes to find where zero-emission cars, trucks, and buses will meet vehicle performance characteristics needs. If choosing electric vehicles, need to consider the average and maximum daily driving range as well as the required recharging time. For both electric and hydrogen vehicles, you must consider how and where they will be refueled. Both ZEV technologies and the ZEV market are maturing rapidly as indicated by the introduction of increasing number of vehicle platforms that support usage in diverse vehicle vocations, increasing vehicle range, and decreasing purchase costs.

2) Research zero-emission options

Compared to conventional cars, trucks, and buses, ZEVs typically have lower maintenance costs and can also have lower fuel cost per mile, especially when considering fuel incentives provided by the Low Carbon Fuel Standard. Today, ZEVs still have higher upfront purchase costs than comparable vehicles, but with purchase incentives this increased cost may be reduced. Therefore, your comparison between conventional vehicles and ZEVs should be done on a total cost of ownership basis, which will be increasingly favorable in many applications in the coming years.

3) Collaborate with internal and external stakeholders

Engage with drivers, technicians, procurement staff, internal clients, and senior management to develop internal buy-in, define the motivation for electrifying the fleet, and identify barriers. Develop external relationships and partnerships with local utility representatives, zero-emission vehicle and infrastructure vendors, and others to help ensure success. Participating in external aggregate purchase agreements can also minimize the upfront costs of ZEVs.

4) Develop and implement a strategic plan to acquire and utilize ZEVs

Because every fleet has different needs, budget constraints, different options for ZEV infrastructure, and unique internal, local, and state policies, it is important to develop a strategy specific to each fleet. This plan should include training internal stakeholders as necessary and researching the reliability of the supply chain.

5) Share your ZEV fleet experiences

Let constituents and clients know if your fleet is an early ZEV adopter to gather support and good press coverage. Finally, help other fleets transitioning by sharing about your ZEV experience.

CHAPTER 1: INTRODUCTION

In 2017, the California Legislature passed Senate Bill (SB) 498 (Skinner, Chapter 628, Statutes of 2017, Appendix A), that directs the California Air Resources Board (CARB) to review its programs that affect the adoption of light-, medium-, and heavy-duty zero-emission vehicles (ZEVs). This review includes identifying each program’s goals and status with respect to meeting those goals, a cost-benefit analysis, and a comparison of CARB’s ZEV programs with those of other jurisdictions. SB 498 also directs CARB to make policy recommendations for increasing the use of ZEVs in the State, and recommendations for vehicle fleet operators to increase the use of ZEVs. This report responds to SB 498. There is a companion report focused solely on the Clean Vehicle Rebate Project (CVRP) in response to Assembly Bill (AB) 615⁴⁷ (Cooper, Chapter 631, Statutes of 2017).

In developing this report, CARB staff consulted with stakeholders, including the Institutes of Transportation Studies of the University of California (UC-ITS), on the policy recommendations and quantification methodology used in this report, as required by SB 498. This report was also informed by the “Assessing Alternatives to California’s Electric Vehicle Registration Fee”⁴⁸ report in response to SB 1,⁴⁹ and by CARB’s staff’s report that identified barriers that low-income Californians face in accessing zero-emission transportation options.⁵⁰ CARB staff also held a public workshop in May 2019 and a Board hearing in January 2020 focused on the policy recommendations. Feedback received⁵¹ was incorporated into the final version of this report. CARB staff also consulted with other State agencies that have complementary ZEV responsibilities that help accelerate the transition of on-road vehicles to zero-emission technologies through the Governor’s Interagency Working Group on Zero-Emission Vehicles.

This report is focused on light-, medium-, and heavy-duty on-road vehicles, per the language in SB 498,⁵² and is organized into eight main sections. After this introductory

⁴⁷ CARB, 2019. “Assembly Bill 615 Report to the Legislature on the Impact of the Clean Vehicle Rebate Project on California’s Zero-Emission Vehicle Market.” <https://ww3.arb.ca.gov/research/apr/reports/AB%20615-Clean%20Vehicle%20Rebate.pdf>.

⁴⁸ Jenn, 2018. Research Report from the University of California Institute of Transportation Studies. December 2018. “Assessing Alternatives to California’s Electric Vehicle Registration Fee.” <https://doi.org/10.7922/G2PZ571D>.

⁴⁹ Beall, Chapter 5, Statutes of 2017.

⁵⁰ CARB, 2018. “Low-Income Barriers Study, Part B: Overcoming Barriers to Clean Transportation Access for Low-Income Residents.” https://ww2.arb.ca.gov/sites/default/files/2018-08/sb350_final_guidance_document_022118.pdf.

⁵¹ [Public comments received in January 2020 are posted here.](#)

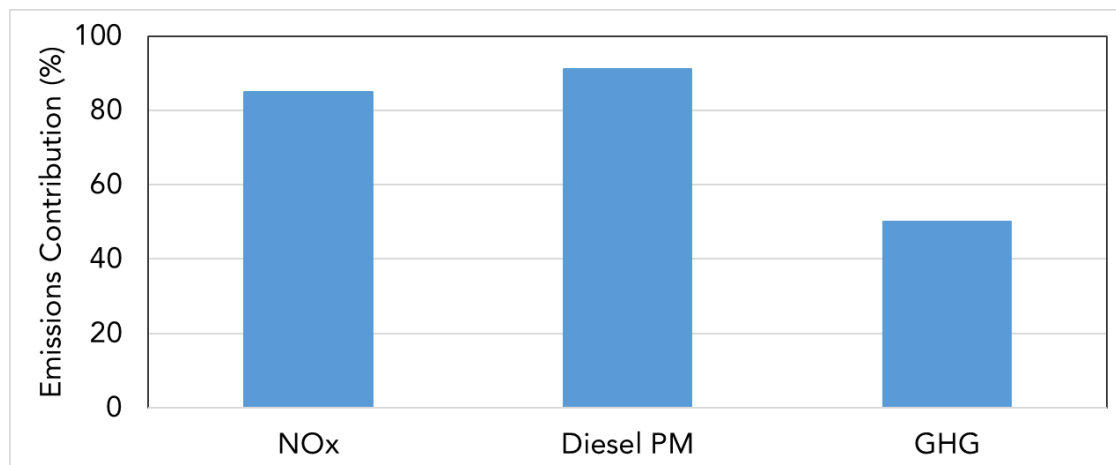
⁵² There are a handful of programs discussed in this report that include both heavy-duty on-road vehicles as well as off-road vehicles and equipment. Medium-duty vehicles are not referenced specifically in this report because they are typically split into the light-duty or heavy-duty programs depending on the weight of the vehicle.

Chapter 1, Chapter 2 provides additional background on the importance of ZEVs and why they are crucial for meeting California’s air quality and climate goals. Chapter 3 provides a status of the ZEV market. Chapter 4 and 5 comprise the review of CARB’s ZEV programs, with Section 4 introducing all the programs, and Chapter 5 qualitatively assessing and quantitatively analyzing the ZEV programs’ costs and benefits. Chapter 6 contains the comparison of CARB’s ZEV programs with those of other jurisdictions, and Chapter 7 summarizes lessons learned. Chapter 8 describes policy recommendations to further accelerate ZEV adoption, and Chapter 9 outlines steps fleet operators can take to increase the share of ZEVs in their fleets. Appendices include the text of SB 498 (Appendix A), more detailed descriptions of CARB’s ZEV programs (Appendix B), details of the cost-benefit methodologies (Appendix C), and an overview of ZEV programs that are administered by all California State agencies (Appendix D).

CHAPTER 2: WHY ZERO-EMISSION VEHICLES ARE IMPORTANT

In order to achieve California’s public health protection goals, minimize air pollution exposure, and mitigate climate change impacts, California needs to reduce the total number of vehicles on the road and both the amount they are driven and idled.⁵³ Additionally, the remaining vehicles must be transitioned to zero-emission technology to help achieve these goals. California is the nation’s largest vehicle market, with approximately 28 million total light-, medium-, and heavy-duty registered vehicles.⁵⁴ Each day these vehicles drive approximately 1 billion miles, consuming more than 40 million gallons of gasoline and 10 million gallons of diesel.⁵⁵ As a result, California’s mobile sources⁵⁶ are responsible for the vast majority of the State’s emissions of toxic diesel particulate matter and regional smog-forming NO_x⁵⁷—posing a persistent challenge to meeting health-based National Ambient Air Quality Standards—and are the largest source of GHG emissions (comprising 50 percent of 2016 GHG emissions when including emissions from oil and gas extraction and fuel refineries).⁵⁸ (Figure 1 [Ref12914088](#))

Figure 1 Statewide Emissions Contribution from Mobile Sources



⁵³ CARB, 2016. Mobile Source Strategy, <https://www.arb.ca.gov/planning/sip/2016sip/2016mobsrsrc.pdf>.

⁵⁴ CARB, 2015a. “EMFAC2017 Volume III – Technical Documentation” <https://ww3.arb.ca.gov/msei/downloads/emfac2017-volume-iii-technical-documentation.pdf>.

⁵⁵ Ibid.

⁵⁶ Mobile sources include on-road and off-road vehicles and equipment.

⁵⁷ CARB, 2016. Mobile Source Strategy, <https://www.arb.ca.gov/planning/sip/2016sip/2016mobsrsrc.pdf>.

⁵⁸ CARB, 2019. 2019 Edition, California Greenhouse Gas Emission Inventory: 2000 – 2017, https://www.arb.ca.gov/cc/inventory/pubs/reports/2000_2016/ghg_inventory_trends_00-16.pdf.

The health impacts of exposure to elevated levels of air pollution are considerable, and approximately 12 million Californians still breathe unhealthy air.⁵⁹ Exposure to regional ozone and particulate matter leads to a range of respiratory and cardiovascular health impacts, including exacerbations of asthma and heart disease, and is estimated to contribute to approximately 7,500 premature deaths in California, and millions globally, each year.⁶⁰ National Ambient Air Quality Standards for ozone and particulate matter seek to reduce those impacts; California’s Mobile Source Strategy⁶¹ and State Strategy for the State Implementation Plan⁶² lay out the measures to achieve these standards in California.

California is already experiencing the impacts of climate change through increasingly severe and frequent heat waves, droughts, floods, sea-level rise, and wildfires, all of which pose direct and indirect risks to public health and the economy.⁶³ These impacts from climate change are expected to continue worsening as GHG emissions increase and disproportionately affect the State’s most vulnerable populations. In order to mitigate these impacts, California has established Statewide GHG reduction goals of 40 percent below 1990 levels by 2030⁶⁴—with a strategy to achieve this target outlined in the Scoping Plan⁶⁵—and carbon neutrality by 2045.⁶⁶

ZEV technology is critical to achieving these air quality and GHG goals because ZEVs eliminate tailpipe emissions while also drastically reducing GHGs and petroleum dependence; for example, Figure 2 illustrates the expected 2030 tailpipe and fuel production emissions for battery electric passenger cars compared to conventional gasoline cars. Meeting the National Ambient Air Quality Standards will pay substantial dividends in reducing the economic burdens associated with emergency room visits and hospitalization, lost work and school days, and premature mortality.

Besides improving public health and stabilizing the climate, transitioning the transportation sector to zero-emission bolsters the California and U.S. economies by supporting clean technology jobs and associated economic activity. Increased

⁵⁹ CARB, 2016. Mobile Source Strategy, <https://www.arb.ca.gov/planning/sip/2016sip/2016mobsrsrc.pdf>.

⁶⁰ CARB, 2017. Revised Proposed 2016 State Strategy for the State Implementation Plan, <https://ww3.arb.ca.gov/planning/sip/2016sip/rev2016statesip.pdf>.

⁶¹ CARB, 2016. Mobile Source Strategy, <https://www.arb.ca.gov/planning/sip/2016sip/2016mobsrsrc.pdf>.

⁶² CARB, 2017. Revised Proposed 2016 State Strategy for the State Implementation Plan, <https://ww3.arb.ca.gov/planning/sip/2016sip/rev2016statesip.pdf>.

⁶³ Bedsworth, et al., 2018.

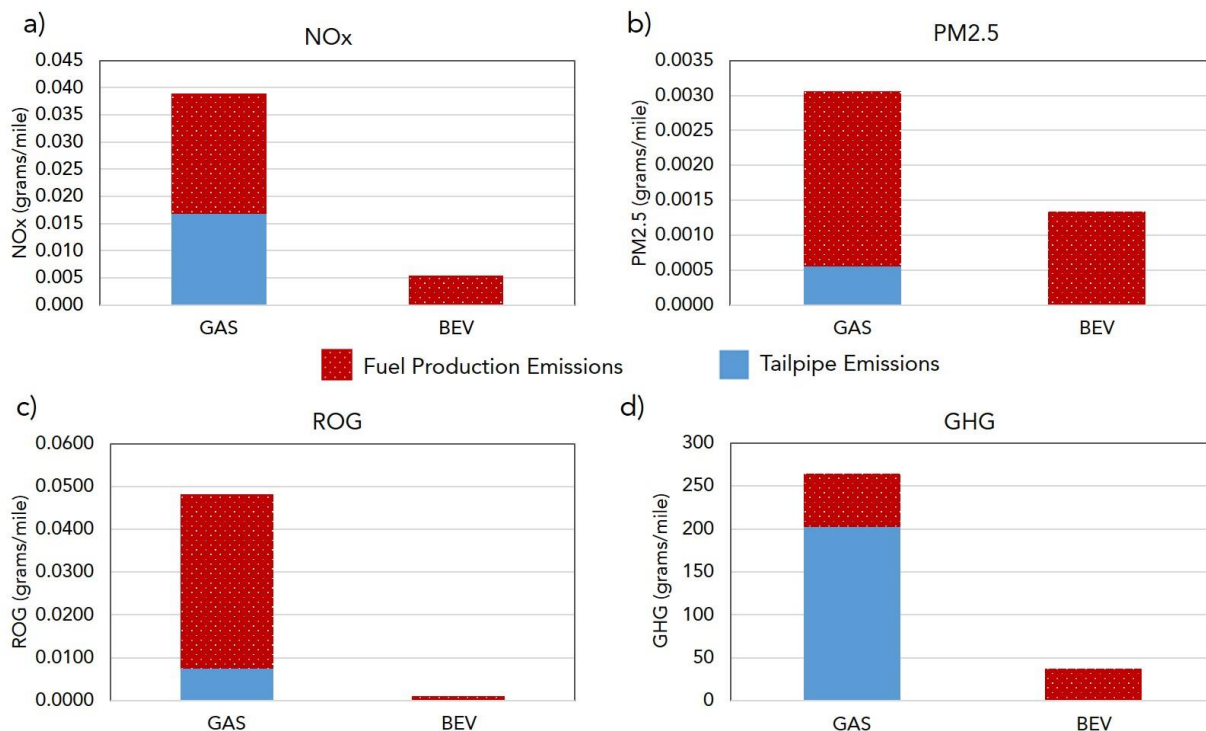
⁶⁴ SB 32, Pavley, Chapter 249, Statutes of 2016.

⁶⁵ CARB, 2017. November 2017. “California’s 2017 Climate Change Scoping Plan.” https://ww3.arb.ca.gov/cc/scopingplan/scoping_plan_2017.pdf.

⁶⁶ Executive Order B-55-18. September 10, 2018. <https://www.ca.gov/archive/gov39/wp-content/uploads/2018/09/9.10.18-Executive-Order.pdf>.

demand for zero-emission vehicles and infrastructure will affect employment, output, and investment in sectors that supply goods and services to support ZEVs, such as innovative technology developers, vehicle and grid software developers, utility providers, and many others. In addition, the growing need for ZEV infrastructure is expected to result in increases in construction jobs, including for electrical contractors and other wiring installation contractors.

Figure 2 Estimated Fuel Production and Tailpipe Emissions from New 2030 Gasoline and Battery Electric Passenger Vehicles in Grams per Mile⁶⁷



Unfortunately, federal backsliding on vehicle emissions and fuel economy threatens to undermine California’s momentum on ZEVs. In August 2018, the U.S. Environmental Protection Agency (U.S. EPA) and the National Highway Traffic Safety Administration (NHTSA) issued a proposal to significantly roll back existing federal greenhouse gas emissions and fuel economy standards for passenger cars and light trucks.⁶⁸ The proposal (which is premised on faulty analyses and modeling⁶⁹) also sought to preempt California’s passenger car and light truck greenhouse gas emission standards and ZEV requirements and withdraw California’s waiver of federal preemption under the Clean

⁶⁷ Calculated based on vehicle and fuel regulations in place today that become more stringent by 2030 making both the vehicle and fuels cleaner. Source: CARB Vision Program 2019.

⁶⁸ 83 Fed. Reg. 42,986 (Aug. 24, 2018).

⁶⁹ See CARB, *Analysis in Support of Comments of the California Air Resources Board on the Safer Affordable and Fuel-Efficient (SAFE) Vehicles Rule for Model Years 2021-2026 Passenger Cars and Light-Duty Trucks* (Oct. 26, 2018), Docket No. EPA-HQ-OAR-2018-0283-5054, pp. 122, et seq.

Air Act for these regulations.⁷⁰ California's existing ZEV requirement would have continued increasing ZEV sales through model year 2025, but U.S. EPA and NHTSA finalized the preemption and waiver revocation pieces of the proposal on September 27, 2019,⁷¹ effectively suspending California's ZEV sales requirement. California, with many other states, cities, and environmental organizations, has filed litigation challenging the finalized preemption and waiver revocation, and expects to similarly challenge the rolled back standards if or when U.S. EPA and NHTSA finalize them.⁷² If California does not prevail against the federal proposal, it must rely to a much greater degree on other strategies to reduce transportation-related emissions, including land use strategies that reduce vehicle miles traveled, in-use regulations promoting zero-emission technologies, incentives, and continued cooperation from manufacturers.

⁷⁰ Section 209 of the Clean Air Act, 42 U.S.C. § 7543, authorizes California to regulate motor vehicle emission standards.

⁷¹ 84 Fed. Reg. 51,310.

⁷² If or when the federal government will finalize its unwise rolled back standards remains unclear. The proposal has been losing support. Several automobile manufacturers have agreed to a set of framework terms for light-duty vehicle greenhouse gas emission standards that would maintain a national program more rigorous than that the Trump Administration has proposed. Discussions with these automakers, the federal government, and CARB continue. CARB is focused on ways to ensure auto programs continue to protect public health, promote ZEVs, and reduce air pollution. See Eilperin, J., Dennis, B., "Major automakers strike climate deal with California, rebuffing Trump on proposed mileage freeze," Washington Post, July 25, 2019, https://www.washingtonpost.com/climate-environment/2019/07/25/major-automakers-strike-climate-deal-with-california-rebuffing-trump-proposed-mileage-freeze/?utm_term=.6b2ceb5ac773.

CHAPTER 3: STATE OF THE ZEV MARKET

California's ZEV market continues to build momentum. In a span of ten years, the market has grown exponentially from a minimal number of total ZEVs in 2009 to over 700,000 light-duty ZEVs on the roads in California in February 2020.⁷³ ZEVs accounted for nearly eight percent of new light-duty vehicle sales in 2018⁷⁴ (Figure 3), which represents a growth in market share of almost 40 percent compared to 2017.⁷⁵ Additionally, there are 48 zero-emission light-duty cars and trucks offered for sale or lease in California⁷⁶ (Figure 4) with more planned in the coming years. While the majority of the ZEVs sold have been PHEVs and BEVs, the younger light-duty fuel cell electric vehicle (FCEV) market is gaining momentum growing from fewer than 100 a decade ago to approximately 6,000 on California's roads by mid-2019.⁷⁷ The heavy-duty ZEV market is also growing rapidly as ZEV technology transfers from light-duty and smaller heavy-duty ZEV applications,⁷⁸ with over 100 models commercially available today⁷⁹ (Figure 5) and many major manufacturers announcing plans for future commercialization of battery-electric and hydrogen fuel cell electric trucks and buses.

Refueling infrastructure is needed to power the vehicles and support the ZEV market. As of March 2020, California has 24,680 electric vehicle charging outlets, including 4,042 direct current fast chargers (DCFCs), at over 6,185 public stations throughout the State and 41 public retail hydrogen stations located in the major metropolitan areas compared to virtually none a decade ago.⁸⁰ The State's goal is to have 1.5 million ZEVs on the road, 250,000 charging outlets, including 10,000 DCFC, and 200 hydrogen stations by 2025 as well as 5 million ZEVs by 2030.⁸¹ The magnitude and speed of effort needed to achieve these goals is unprecedented.

⁷³ Veloz, 2020. "Sales Dashboard." Last updated: August 6, 2019. <https://www.veloz.org/sales-dashboard/>. Accessed March 12, 2020.

⁷⁴ When adding up the electric vehicles, plug in hybrid vehicles and fuel cell vehicles from: California New Car Dealers Association (CNCDA), 2019a. "California's New Car Dealers Lead the Nation in Selling ZEVs." https://www.cncda.org/wp-content/uploads/CNCDA-ZEV-Handout_031119-3.pdf.

⁷⁵ CNCDA, 2019b. February 2019. "California Green Vehicle Report" <https://www.cncda.org/wp-content/uploads/Cal-Alt-Powertrain-Report-1Q-19-Release.pdf>.

⁷⁶ Veloz, 2020.

⁷⁷ CARB, 2019. July 2019. "2019 Annual Evaluation of Fuel Cell Electric Vehicle Deployment & Hydrogen Fuel Station Network Development." https://ww2.arb.ca.gov/sites/default/files/2019-07/AB8_report_2019_Final.pdf.

⁷⁸ CARB, 2017. November 9, 2017. "Part II: Three-year Investment Strategy for Heavy-duty Vehicles and Off-road Equipment from Low Carbon Transportation Investments and AQIP." https://ww3.arb.ca.gov/msprog/aqip/fundplan/proposed_1718_funding_plan_final.pdf.

⁷⁹ CALSTART, 2019. "Eligible Vehicle Catalog." <https://www.californiahvip.org/how-to-participate/#vehicle-catalog>.

⁸⁰ This number includes level 2 chargers along with DCFCs and excludes level 1 chargers from <https://afdc.energy.gov/stations/#/analyze?region=US-CA&fuel=ELEC>. Accessed March 12, 2020.

⁸¹ [Executive Order B-48-18](#). January 26, 2018.

Figure 3 California Light-Duty ZEV Market Growing⁸²

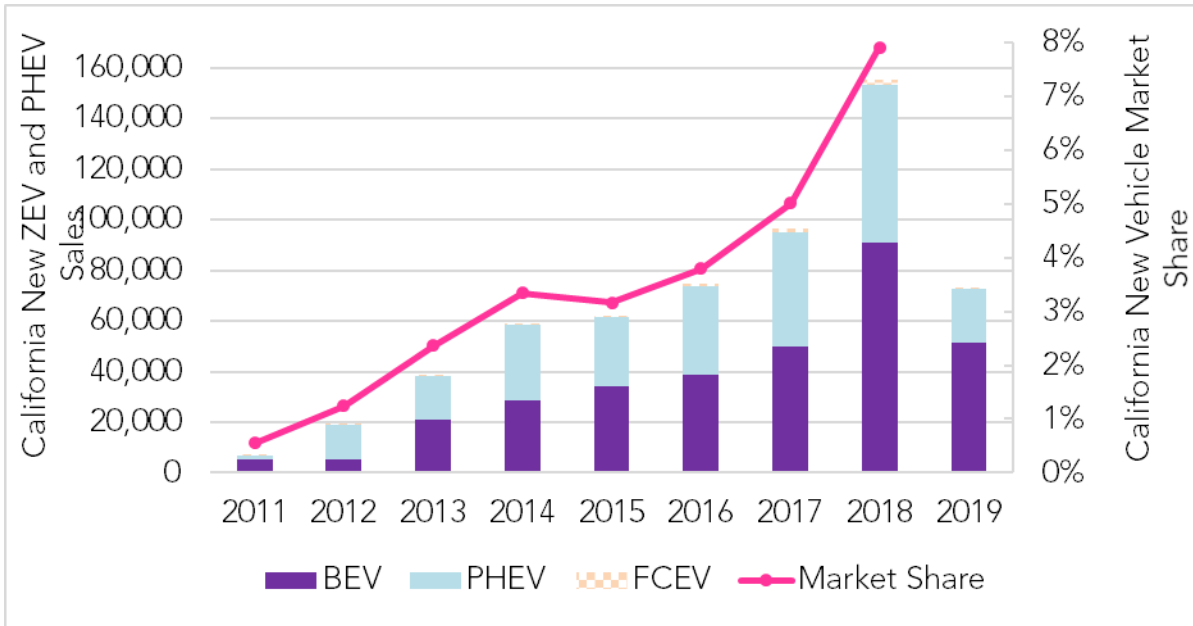
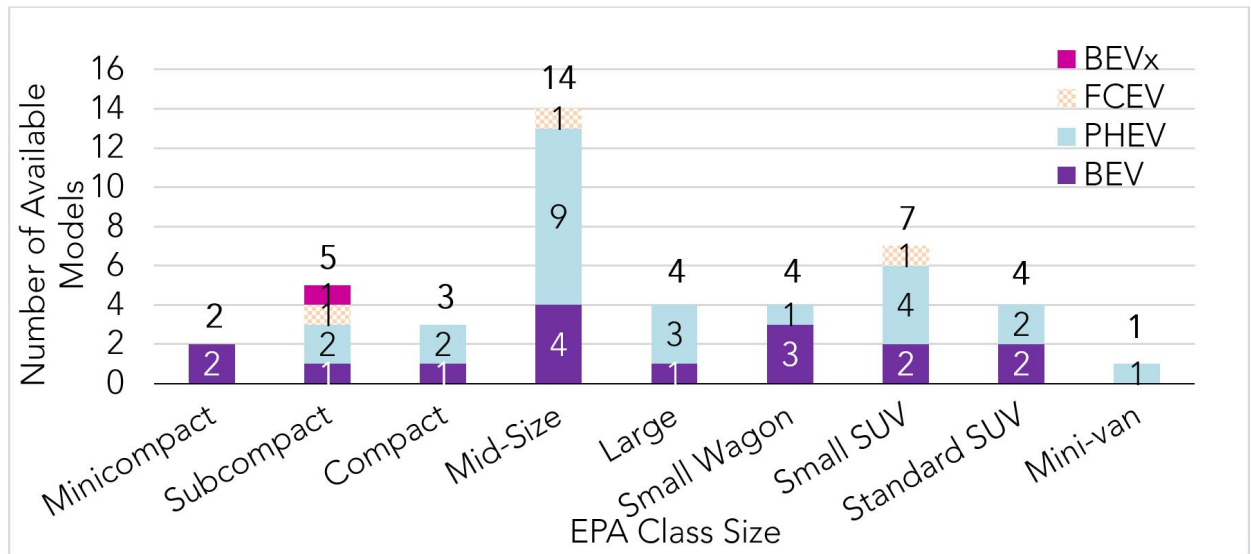
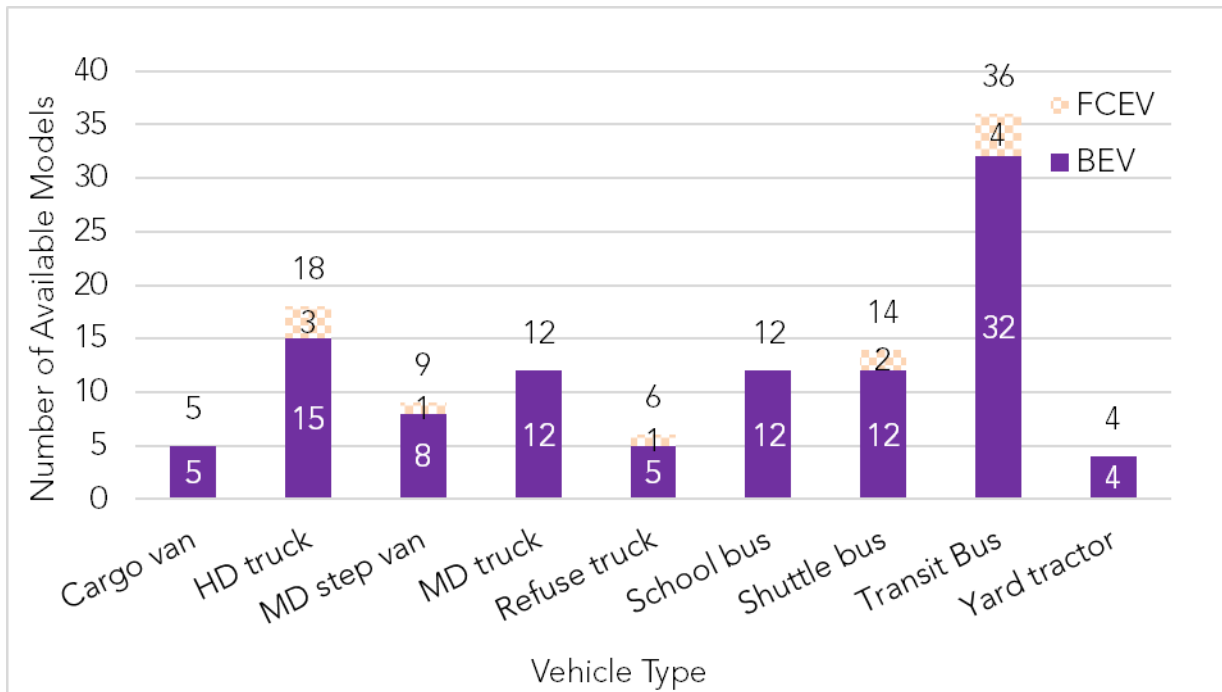


Figure 4 Light-Duty ZEV Model Availability Expanding



⁸² Source: Auto Alliance Sales Dashboard, InsideEVs, and CA Auto Outlook.

Figure 5 Medium- and Heavy-Duty ZEV Model Availability Expanding



CHAPTER 4: OVERVIEW OF CARB'S ZERO-EMISSION VEHICLE PROGRAMS

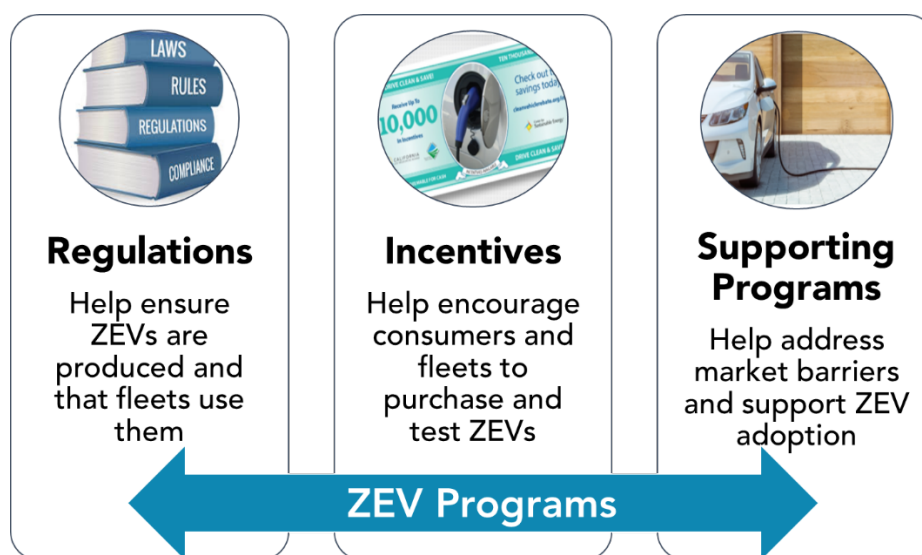
This chapter is the first of two chapters that comprise the review of CARB's ZEV programs. This chapter provides an overview of CARB's ZEV programs to introduce the variety of ZEV programs that CARB oversees and provides an overview of each program's goals and status with respect to meeting its goals, as required by SB 498. Before the programs are presented, the overarching program goals and program types are described. Chapter 5 reviews the costs and benefits of CARB's ZEV programs.

CARB's ZEV programs are designed to meet one or more of five overarching primary goals. As described in Chapter 2, the objectives of ZEVs programs include meeting California's GHG, air quality, and public health goals. However, these three goals can only be met in time by accelerating the ZEV market transformation, which is the fourth overarching goal. Additionally, a subset of programs are focused on benefiting priority populations, the fifth overarching goal, in order to ensure zero-emission transportation benefits all Californians.

CARB has three different types of ZEV programs: regulatory, incentive, and supporting programs. As of July 2019, CARB had 28 ZEV programs either in place or under development.⁸³ The regulatory programs help ensure that vehicles are manufactured and supplied to the market (e.g., the ZEV regulation) or procured for a certain usage (e.g., transit buses through the Innovative Clean Transit). Incentive programs help spur demand for these vehicles by encouraging consumers and fleet operators to purchase or lease ZEVs by offsetting some of the additional upfront costs of ZEVs compared to conventional vehicles (e.g., purchase rebates through the Clean Vehicle Rebate Project), or by developing and testing new technologies through demonstrations and pilots (e.g., the Advanced Technology Demonstration Project). The supporting programs also play a critical role in facilitating ZEV market growth by providing ZEV fuels and refueling infrastructure, building ZEV awareness, and sharing best practices among different jurisdictions through collaboration. Figure 6 depicts how these three types of programs work together to accelerate the ZEV market by fostering the supply and demand across all phases of ZEV technology commercialization and market development.

⁸³ CARB also actively contributes to seven supporting programs managed by other entities that affect the adoption of ZEVs, (e.g., the California Green Building Standards Code, Assembly Bill 8 Hydrogen Fueling Infrastructure, Volkswagen Zero-Emission Vehicle Investment Commitment, Veloz, the California Fuel Cell Partnership, the Multi-State ZEV Task Force, and the International ZEV Alliance. Information on these programs can be found in Appendix B.

Figure 6 Synergy between ZEV Program Types



CARB's incentive programs portfolio seeks to strike a balance of investment across technologies, stages of market development, and vehicle applications that provide cost-effective, near-term emission benefits and long-term, transformative zero-emission technologies to ensure that ZEV technology expands to new segments of the transportation sector. Both near-term and long-term emission reduction incentive programs are needed to foster continued ZEV market growth to meet national ambient air quality standards and California's climate goals.

There is a continuum in the stages of market development beginning with demonstration and ending with commercialization of high value of vehicles. In the demonstration phase, manufacturers are typically focused on producing single vehicle prototypes or small volume vehicle demonstration and testing projects. While per-vehicle incentives are larger for demonstration projects, these investments are crucial because they lay the foundation for the commercialization of advanced technology vehicles. Next, is the pilot phase, where projects are typically focused on larger scale deployments where issues around manufacturing design, user acceptance, and support can be assessed. During this phase, per-vehicle incentives are high because engineering designs are still evolving, manufacturing is not standardized and is focused on smaller batches of vehicles. Higher levels of incentives per-vehicle are needed to help entrepreneurs cover the costs of technology development. In the commercialization phase, incentives are provided to encourage user adoption of advanced technologies. The commercialization phase can be broadly separated into lower-volume and higher-volume production phases. In the lower-volume commercialization phase, sales volumes generally start low but grow over time as user acceptance increases and manufacturing costs decrease with engineering improvements, supply chain competition and economies of scale. In higher-volume production, incentives can help support the transition of the technology to wide-scale adoption.

Table 1-4 summarize all of CARB's ZEV programs that affect the adoption of ZEVs, their primary goals, program type, targeted party, targeted or eligible vehicles, and status. The programs are organized into four groups: light-duty, heavy-duty, programs spanning both light- and heavy-duty programs, and supporting programs. Following the tables, each of the ZEV programs is introduced with short descriptions. More details on each program can be found in Appendix B.

Table 1 CARB's Light-Duty ZEV Programs

Program Name	Primary Goal(s)	Program Type	Targeted Party	Targeted or Eligible Vehicles	Status
ZEV regulation: requires vehicle manufacturers to produce and sell light-duty zero-emission vehicles	Air quality, GHG, market acceleration	Regulation	Vehicle manufacturers	New passenger vehicles and light-duty trucks	First adopted in 1990, amendments in development to include vehicle model years post-2025
Clean Miles Standard: will require TNCs to decrease GHG per passenger mile and meet zero-emission mile targets	GHG	Regulation	Transportation network companies	Vehicles driven for TNC operation	In development
On-Road Motorcycle Regulation: will require motorcycle manufacturers to produce and sell zero-emission motorcycles	Air quality, market acceleration	Regulation	Motorcycle manufacturers	New on-road motorcycles	In development
Clean Vehicle Rebate Project (CVRP): provides incentives for the purchase or lease of an eligible new vehicles with an increased rebate for lower-income consumers and public fleets located in disadvantaged communities	Air quality, GHG, market acceleration	Incentive	Consumers, including priority populations and fleets	New BEVs, PHEVs, FCEV, and zero-emission motorcycles	Launched in 2010; major changes in 2016 to place additional focus on lower-income consumers
Clean Cars 4 All: provides incentives for scrapping older, higher polluting vehicles and replacing with eligible used or new vehicles; program available in select air districts for low-income consumers and disadvantaged communities	Benefiting priority populations, air quality	Incentive	Consumers - priority populations	New and used BEVs, PHEVs, FCEV, and conventional hybrid vehicles	Launched starting in 2015, currently operating in four air districts and is expanding into more

Program Name	Primary Goal(s)	Program Type	Targeted Party	Targeted or Eligible Vehicles	Status
<p>Clean Mobility Options: provides grants to projects designed to address the barriers and transportation needs of low-income residents and those living in disadvantaged communities</p>	Benefiting priority populations	Incentive	Consumers - priority populations	ZEV car-sharing, bike-sharing, vanpools and carpooling, innovative transit services, and other clean mobility options	First two pilots launched in 2017 and 2018, four more launching in 2019
<p>Financing Assistance for Lower-Income Consumers: helps lower-income Californians overcome the barrier of obtaining financing for new and used vehicles by providing low interest loans and vehicle price buy-downs to consumers for eligible vehicles</p>	Benefiting priority populations	Incentive	Consumers - priority populations	New and used BEVs, PHEVs, FCEVs, and conventional hybrid vehicles	Regional pilot launched in 2016 and Statewide pilot launched in 2018
<p>One-Stop-Shop Pilot Project: will provide coordinated community-based outreach and education, including a single application to maximize participation in CARB's Low Carbon Transportation Equity Projects to promote advanced technology vehicle adoption in disadvantaged communities, low-income communities, and low-income households</p>	Benefiting priority populations	Supporting: outreach and education	Low-income and disadvantaged community members		Launching in early 2020

Program Name	Primary Goal(s)	Program Type	Targeted Party	Targeted or Eligible Vehicles	Status
Zero-Emission Assurance Project (ZAP): will help lower-income Californians reduce the risk of buying a used ZEV by providing a rebate for the purchase of a replacement battery or fuel cell component	Benefiting priority populations	Incentive	Low-income consumers of used ZEVs	Used BEVs, PHEVs, and FCEVs	In development

Table 2 CARB's Heavy-Duty ZEV Programs

Program Name	Primary Goal(s)	Program Type	Targeted Party	Targeted or Eligible Vehicles	Status
Carl Moyer Program: provides scrap and replace incentives for eligible technologies, including zero-emission, that reduce air pollution beyond what is required	Air quality, health	Incentive	Fleets and operators	New zero-emission medium- and heavy-duty trucks, buses, and off-road equipment	Adopted in 1998
Proposition 1B: Good Movement Emission Reduction Program (Prop. 1B): incentivizes eligible technologies that reduce emissions beyond what is required in California's four main trade corridors	Air quality, health, benefiting priority populations	Incentive	Priority trade corridors	New zero-emission medium- and heavy-duty trucks and buses	Adopted in 2007
Advanced Technology Demonstration Projects: provides funding for demonstration of pre-commercial zero-emission technology that reduces emissions and encourages market acceleration	Air quality, GHG, accelerating market growth, benefiting priority populations	Incentive	Fleets, freight facilities, and others	Pre-commercial zero and near-zero emission medium- and heavy-duty trucks and buses and off-road equipment	First projects selected in 2010, last set of projects funded from FY 2016-17, and another round of projects funded in FY 2019-20
Hybrid and Zero-Emission Truck and Bus Voucher Incentive Project (HVIP): incentivizes eligible commercially available zero-emission, hybrid or low NOx technologies	Air quality, GHG, accelerating market growth	Incentive	Fleets / independent operators	Commercial zero-emission medium- and heavy-duty trucks and buses	Launched in 2010; ZEVs first eligible starting in FY 2012-13

Program Name	Primary Goal(s)	Program Type	Targeted Party	Targeted or Eligible Vehicles	Status
Zero-Emission Truck and Bus Pilot Project: provides grants to pilot significant number of zero-emission truck and buses in fleet hubs to overcome early deployment challenges	Air quality, GHG, accelerating market growth, benefiting priority populations	Incentive	Fleets	Early commercial zero-emission medium- and heavy-duty trucks and buses	Projects were selected in 2016 with funding from FY 2014-15 and FY 2016-17. Some projects launched in 2016 and others in 2017
Rural School Bus Pilot Project: incentivizes turnover of school buses with newer vehicles in rural school districts	Air quality, GHG, health, accelerating market growth, benefiting priority populations	Incentive	School districts in rural areas	New zero-emission and new conventionally fueled school buses	First grantees selected in 2016
Clean Off-Road Equipment Voucher Incentive Project (CORE): incentivizes eligible commercially available transport refrigeration units and off-road zero-emission equipment	Air quality, GHG, accelerating market growth	Incentive	Freight facilities	Commercial new zero-emission transport refrigeration units and off-road equipment	Grantee selected in July 2019 and program launch expected in early 2020
Zero and Near-Zero Emission Freight Facilities (ZANZEFF): provides grant funding for deployment of emission-reducing technology used in freight	Air quality, GHG, accelerating market growth, benefiting priority populations	Incentive	Freight facilities	New zero and near-zero emission medium- and heavy-duty trucks and off-road equipment used in freight	Grantees selected in 2018

Program Name	Primary Goal(s)	Program Type	Targeted Party	Targeted or Eligible Vehicles	Status
Community Air Protection Incentives: provides incentives to improve air quality and reduce exposure to criteria and toxic air contaminants in communities most impacted by air pollution with priority given to ZEVs, equipment and infrastructure	Air quality, health, benefiting priority populations	Incentive	Selected disadvantaged and low-income communities	New zero and near-zero emission medium- and heavy-duty trucks, buses, and off-road equipment	Approved in 2017
Volkswagen Mitigation Trust for California: incentivizes scrap and replace projects that include zero-emission technologies to mitigate the excess NO _x emissions in California caused by VW's actions; \$10 million is reserved for light-duty ZEV infrastructure	Air quality, health, benefiting priority populations	Incentive	Fleets and independent operators	Commercial zero-emission trucks, buses, off-road equipment, shore power; low NO _x trucks and engines; Tier 4 freight switchers and harbor craft engines	Approved in 2018
Innovative Clean Transit: requires transit agencies to transition their bus fleet to 100% zero-emission by 2040	Air quality, GHG, accelerating market growth	Regulation	Public transit agencies	Zero-emission transit buses	Adopted in 2018
Zero-Emission Airport Shuttle: requires airport shuttle fleets to transition their fleet to zero-emission shuttles	Air quality, GHG, accelerating market growth	Regulation	Airport shuttle bus operators	Zero-emission shuttle buses	Adopted in 2019
Zero-Emission Powertrain Certification Regulation: establishes an alternative certification process for zero-emission vehicles that would require information transparency, support once deployed, and ease of repairability	Accelerating market growth	Regulation	Truck and bus manufacturers	New zero-emission medium- and heavy-duty trucks and buses	Adopted in 2019

Program Name	Primary Goal(s)	Program Type	Targeted Party	Targeted or Eligible Vehicles	Status
Advanced Clean Trucks: requires heavy-duty vehicle manufacturers to produce and sell zero-emission trucks in California	Air quality, GHG, accelerating market growth	Regulation	Truck manufacturers	New medium- and heavy-duty trucks and buses	Adopted in 2020
ZEV Truck Regulation: will require well-suited fleets to begin purchasing zero-emission trucks and may require large entities to hire fleets that have zero emission vehicles	Air quality, GHG, accelerating market growth	Regulation	Large entities and fleets	Medium- and heavy-duty trucks	Development to begin in 2020
Zero-Emission Transport Refrigeration Unit Regulation: will require TRUs to transition to zero-emission operation technologies	To be determined	Regulation	TRU owners and facility owners and operators	Transport Refrigeration Units	In development
Zero-Emission Drayage Truck Regulation: will phase-in the use of zero-emission operations technology in drayage trucks	To be determined	Regulation	To be determined	Drayage Trucks	In development

Table 3 CARB's ZEV Programs that Span the Light- and Heavy-Duty Sectors

Program Name	Primary Goal(s)	Program Type	Targeted Party	Targeted or Eligible Vehicles	Status
<p>Low Carbon Fuel Standard (LCFS): provides incentives for 1) the purchase or lease of an eligible BEV or PHEV through utility programs funded by LCFS credits, 2) electricity dispensed at non-residential charging infrastructure and for hydrogen dispensed at hydrogen refueling stations, 3) electricity or hydrogen used to power buses and trucks through fleets and freight facilities, and 4) fast-charging and hydrogen station infrastructure development</p>	Air quality, GHG, accelerating market growth	Regulation, incentive, and infra-structure and fuel	Residential electricity providers, consumers, manufacturers, fleets and operators, transit operators, freight facilities, refueling station operators	New light-duty vehicles, ZEV infrastructure and fuel	First adopted in 2009, carbon intensity reductions and credit generation started in 2011, and the most recent amendments and updates went into effect in January 2019 with carbon intensity reduction targets scheduled through 2030
<p>Clean Mobility in Schools Pilot Project: incentivizes zero-emission buses and other mobility options at schools in disadvantaged communities</p>	Air quality, GHG, health, market acceleration, benefiting priority populations	Incentive	School district in disadvantaged communities	New zero-emission light-, medium-, and heavy-duty vehicles including school buses and other clean options	Grantees selected in early 2020

Table 4 Supporting ZEV Programs that CARB Contributes to

Program Name	Primary Goal(s)	Program Type	Targeted Party	Targeted or Eligible Vehicles	Status
California Green Building Standards Code: requires EV Capable infrastructure in all new residential and commercial buildings	GHG	Infrastructure and fuel	Builders and developers		Building code updates every 18 months. CARB is active contributor
Assembly Bill 8 Hydrogen Fueling Infrastructure: CARB provides analytical support of the hydrogen fueling network and current and projected fuel cell vehicle deployment and makes recommendations to CEC on various aspects of their retail hydrogen fueling stations funding through the Clean Transportation Program ⁸⁴	GHG, market acceleration	Infrastructure and fuel	Hydrogen fueling station developers and operators		Took effect in 2014 and sunsets in 2024. Requires a minimum of 100 stations funded by 2024; roughly two-thirds of this goal have been funded to date and the program is anticipated to be able to exceed the minimum station requirement.
Volkswagen ZEV Investment Commitment for California: \$800 million over 10 years for ZEV infrastructure (including developing and maintaining ZEV charging stations), ZEV public awareness, increased ZEV access, and Green City demonstration projects	Air quality, health, benefiting priority populations, market acceleration	Infrastructure and fuel; outreach and education	Infrastructure providers and operators; consumers and fleets; and cities	Zero-emission light-, medium-, and heavy-duty on-road vehicles and supporting charging infrastructure	Cycle 1 ZEV Investment Plan approved July 2017; Cycle 2 ZEV Investment Plan approved December 2018

⁸⁴ Previously known as the Alternative and Renewable Fuel and Vehicle Technology Program.

Program Name	Primary Goal(s)	Program Type	Targeted Party	Targeted or Eligible Vehicles	Status
Veloz: supports a brand-neutral statewide consumer education campaign focused on ZEVs; is a nonprofit organization focused on public-private collaboration	Market acceleration	Outreach and education	Consumers and fleets		Veloz was established in 2017. CARB is active contributor
California Fuel Cell Partnership: works to expand the market for hydrogen powered vehicles by supporting the rollout of vehicles and fueling stations through collaboration with its members; is a nonprofit organization focused on public-private collaboration	Market acceleration	Outreach and education; Collaboration	Government and industry		CARB is active contributor
Multi-State ZEV Task Force: develops collaborative strategies to transform the transportation section across the member states	Market acceleration	Collaboration	Policymakers		CARB is active contributor
International ZEV Alliance: utilizes collective action to accelerate the transition to electric-drive vehicles	Market acceleration	Collaboration	Policymakers		CARB is active contributor

ZEV Program Descriptions

This section describes the ZEV programs adopted or approved by CARB's Board and those that are under development. First, the light-duty programs are described followed by the heavy-duty ones. The programs that span between the light- and heavy-duty sectors are presented next followed by the supporting programs. More information about all of CARB's ZEV programs can be found in Appendix B.

i. Light-duty ZEV Programs

Because California has struggled with the air quality impacts of motor vehicle pollution for decades, California began regulating tailpipe emissions in 1959, and adopted its first ZEV requirements in 1990. The ZEV regulation has been amended multiple times as the technology has developed. The regulation was included in the broader Advanced Clean Cars program in 2012. The program requires vehicle manufacturers who sell light-duty vehicles in California to also produce a minimum number of ZEV credits or to purchase ZEV credits.⁸⁵ Manufacturers generate credits by producing a ZEV and delivering that vehicle to a dealer. For example, in model year 2018, the ZEV regulation required approximately 90,000 credits total (equal to about 36,000 200-mile BEVs). Over four times that amount of credits were generated in model year 2018 among all vehicle manufacturers.⁸⁶ As of model year 2018, all vehicle manufacturers are in compliance with the ZEV regulation. Because compliance is completed about a year after the model year, 2019 compliance will not be fully calculated until fall 2020. The next iteration of the program is under development for post-2025 model years.

The ZEV regulation ensures there are ZEVs for sale in California. However, California also must ensure these vehicles move from the showroom to the road in order to reduce criteria pollutant and GHG emissions as expected. To help support the ZEV market, CARB established the Clean Vehicle Rebate Project, which launched in 2010. CVRP provides a rebate for the purchase or lease of eligible light-duty new ZEVs and PHEVs in order to decrease their up-front cost compared to conventional vehicles in the early ZEV market. The amount of the incentives has changed over time.⁸⁷ Since 2016, CVRP has both an income cap limiting eligibility along with an increased rebate for lower-income households.⁸⁸ As the light-duty ZEV market has matured over time, the demand for incentives has also grown as ZEV buyers have expanded beyond early

⁸⁵ Cal. Code Regs., tit. 13, §§ 1962.1, 1962.2.

⁸⁶ CARB, 2019. October 31, 2019. "2018 Zero Emission Vehicle Credits."

https://ww2.arb.ca.gov/sites/default/files/2019-11/2018%20ZEV%20Credit%20Annual%20Disclosure_103119.pdf.

⁸⁷ Center for Sustainable Energy (CSE), 2019. July 2019. "Summary of CVRP Rebate Eligibility and Funding Availability over Time." <https://cleanvehiclerebate.org/eng/content/summary-cvrp-rebate-eligibility-and-funding-availability-over-time>. Accessed Aug 1, 2019.

⁸⁸ CSE. "Income Eligibility" <https://cleanvehiclerebate.org/eng/income-eligibility>. Accessed Aug 1, 2019.

adopters. CVRP has rebated 354,064 ZEVs, PHEVs, and other eligible vehicles from project start through the end of September 2019.⁸⁹

Beyond regulating vehicle manufacturers, CARB is now designing its first light-duty regulation for high-mileage fleets (i.e., transportation network companies⁹⁰) that would mandate a percent of zero-emission miles traveled over total miles traveled through the Clean Miles Standard. This regulation should increase the emission benefits of zero-emission technology by focusing on vehicles with high usage. CARB is also developing amendments to the On-Road Motorcycle Regulation, with the aim of decreasing their reactive organic gas (ROG) emissions. Through the regulatory design process, staff is assessing the inclusion of zero-emission technology for these motorcycles.

Besides CVRP's equity features, three active light-duty equity programs are focused on low-income and disadvantaged communities that include ZEVs. In select air districts,⁹¹ the Clean Cars 4 All program (formerly the Enhanced Fleet Modernization Program Plus-Up) incentivizes the retirement of a functioning, high-polluting vehicle with the replacement of a new or used conventional hybrid vehicle, plug-in hybrid, or a ZEV. Clean Cars 4 All has incentivized the purchase or lease of 4,017 ZEVs and PHEVs through September 2019.⁹² The Financing Assistance for Lower-Income Consumers pilot project helps lower-income Californians overcome the barrier of obtaining financing for new and used conventional hybrid vehicles, PHEVs or ZEVs by providing low interest loans and vehicle price buy-downs to consumers. As of May 2019, nearly 400 participants purchased PHEVs and BEV through the program. Finally, the Clean Mobility Options for Disadvantaged Communities pilot project provides grants for projects designed to address the barriers and transportation needs of priority populations beyond vehicle ownership, such as car-sharing, bike-sharing and ride-hailing. Several battery electric vehicle car-sharing pilots have been established in Los Angeles, Sacramento, and the San Joaquin Valley that have served over 2,000 low-income residents and those living in disadvantaged communities. These programs are being expanded and three others are launching soon. These four light-duty incentives

⁸⁹ CSE, 2019. "CVRP Rebate Statistics." Last updated on June 26, 2019. <https://cleanvehiclerebate.org/eng/rebate-statistics>. Accessed December 11, 2019.

⁹⁰ A transportation network company (TNC) provides prearranged transportation services for compensation using an online-enabled application to connect drivers using their personal vehicles with passengers.

⁹¹ As of August 2019, the program is operating in the South Coast Air Quality Management District, San Joaquin Valley Air Pollution Control District, and Bay Area Air Quality Management District. Clean Cars 4 All is also being expanded into other air districts.

⁹² CARB, 2019. December 2, 2019. "EFMP Retire and Replace Program Statistics 2019 Q3." https://ww2.arb.ca.gov/sites/default/files/2019-12/2019_q3_1.pdf. Accessed December 15, 2019.

projects are part of the Clean Transportation Incentives funded through the California Climate Investment.^{93, 94}

There are two other light-duty equity projects in development. In response to CARB's report that identified barriers that low-income Californians face in accessing zero-emission transportation options⁹⁵ pursuant to SB 350,⁹⁶ CARB is developing the One-Stop-Shop Pilot Project to increase awareness for low-income residents by expanding education and outreach on clean transportation and mobility options and to streamline the application for CARB's equity transportation projects. This pilot is expected to launch in early 2020. Finally, the Zero-Emission Assurance Project will help lower-income residents reduce the risk of buying a used ZEV or PHEV by providing a rebate for the purchase of a replacement battery or fuel cell component, pursuant to AB 193.⁹⁷

ii. Heavy-duty ZEV Programs

This section begins by describing the heavy-duty incentive projects focused on near-term emission benefits by incentivizing the scrappage of high polluting vehicles and replacement with cleaner vehicles, including ZEVs. Next, this section presents the investment projects focused on the long-term transition to ZEVs in heavy-duty applications, which funds zero-emission technologies at various points along their commercialization arcs to support technologies providing emission reductions today, and helping the development of technologies needed to mature to meet future State goals. Finally, this section summarizes the adopted and proposed medium- and heavy-duty ZEV regulations. These regulatory programs support this transition by helping to make these vehicles available for purchase and by requiring zero-emission technology in specific applications where it would succeed and decrease emissions. CARB's regulations and investments in this transformation also support progress towards creating the jobs of the future and achieving and maintaining healthy and sustainable communities for all Californians.

CARB also has a suite of off-road vehicle and equipment programs (e.g., Funding Agricultural Replacement Measures for Emission Reductions [FARMER], Cargo Handling and Ground Support Equipment regulation, and the Harbor Craft Regulation) that support the ZEV transition, but they are not included here because they are

⁹³ CARB, 2019. September 2019. "Proposed Fiscal Year 2019-20 Funding Plan for Clean Transportation Incentives." <https://ww2.arb.ca.gov/sites/default/files/2019-09/fy1920fundingplan.pdf>.

⁹⁴ The funding for these programs originate from the California Climate Investments, which focuses on GHG reduction and priority population programs. CVRP was previously funded (and co-funded) through the Air Quality Improvement Program as well.

⁹⁵ CARB, 2018. "Low-Income Barriers Study, Part B: Overcoming Barriers to Clean Transportation Access for Low-Income Residents", https://ww2.arb.ca.gov/sites/default/files/2018-08/sb350_final_guidance_document_022118.pdf.

⁹⁶ De León, Chapter 547, Statutes of 2015.

⁹⁷ Cervantes, Chapter 363, Statutes of 2018.

outside of the scope of SB 498. However, programs that have both an on-road and off-road component are included in this report.

Incentive Programs

CARB investments for zero-emission heavy-duty vehicles are intended to support the transformation of this sector to one that utilizes zero-emission technologies wherever feasible by demonstrating emerging technologies, advancing commercial viability through pilot and other deployment projects, and catalyzing further technological development by the private sector. Development and commercialization of advanced heavy-duty technologies requires a portfolio of incentives that provide funding for the range of technologies to achieve both near-term and long-term emission reductions.

This section first presents incentive programs that require vehicle scrappage. These programs contribute to near-term emission reductions by removing older, highly polluting vehicles and replacing them with cleaner technologies, including zero-emission. Although these programs also contribute to the ZEV market growth in the long-run, their impact is concentrated in the near-term emissions. The near-term emission reduction incentive programs include Carl Moyer Program, the Proposition 1B Goods Movement Emission Reduction Program, Community Air Protection Incentives, Rural School Bus Pilot Project, and the Volkswagen Mitigation Trust for California.

The Carl Moyer Program, established in 1998, is a scrap and replace grant program implemented in coordination with the air districts. The Carl Moyer Program provides incentive funds to obtain early or extra NO_x, ROG and PM emission reductions⁹⁸ that can also be credited toward California's legally enforceable obligations in the State Implementation Plan for attaining health-based national ambient air quality standards. The program funds the incremental cost of cleaner-than-required engines, equipment, vehicles and other sources of air pollution. In 2015, the Carl Moyer Program started providing increased incentives for zero-emission projects, but as of July 2019 has funded no on-road zero-emission projects.

The Proposition 1B Goods Movement Emission Reduction Program (Prop. 1B) was established in 2007 to provide incentives to reduce air pollution emissions and health risks from freight movement along California's four priority trade corridors in the Bay Area, Central Valley, Los Angeles/Inland Empire, and San Diego/Border. Prop. 1B is a scrap and replace grant program administered in coordination with local air districts and ports that incentivizes vehicles and equipment that reduce diesel particulate matter and NO_x emissions "not otherwise required by law or regulation." The Prop. 1B Program provides higher funding amounts for zero-emission equipment options to encourage the advancement of this technology. As of July 2019, almost 400 pieces of

⁹⁸ Before they are required by a regulation or by funding a replacement technology that goes above-and-beyond the standard.

higher emitting equipment have been replaced with cleaner zero-emission equipment including trucks, transport refrigeration units, and cargo handling equipment.

The Community Air Protection Incentives were established in 2017 to provide a community-focused approach to reducing exposure to criteria air pollutants and toxic air contaminants in the communities most affected by air pollution. First-year funds (\$250M) are being used for cleaner vehicles, equipment and infrastructure through Carl Moyer and Proposition 1B projects. Second-year funds (\$245M) can be used for similar projects and to reduce toxic and criteria emissions from stationary sources or for projects identified through local AB 617⁹⁹ Community Emissions Reduction Programs. Funding from both years has been prioritized for ZEVs. Community Air Protection Incentives is administered by local air districts in communities that CARB has identified for monitoring and community emissions reduction programs. Projects must benefit disadvantaged or low-income communities. As of July 2019, funds for 126 zero-emission vehicle replacements have been committed.

Because children's health is more sensitive to air pollution, CARB has an incentive project focused on cleaning the school bus fleet across the State in rural areas. The Rural School Bus Pilot Project, created in FY 2016-17, is a grant project designed to enhance the turnover of California school bus fleets to lower-carbon transportation choices by requiring scrappage or limiting use of older more polluting bus. The project provides funding for zero-emission and conventionally fueled school buses that use renewable fuels. Priority is given to school districts in small air districts that typically have the oldest and dirtiest bus fleets and have historically not had the opportunity to receive funds for replacement projects. So far the project has funded or committed funding for over 70 zero-emission school buses and supporting infrastructure in rural school districts.

The Volkswagen (VW) Mitigation Trust is a component of partial settlements with VW resulting from its use of illegal emissions cheating software in certain diesel cars sold in California. The Trust provides funding opportunities for specified eligible actions to mitigate the excess NO_x emissions through scrap-and-replace projects for the heavy-duty sector, including on-road freight trucks, transit and shuttle buses, school buses, and off-road equipment, with a commitment to invest in zero-emission technologies. Eligible projects also include funding for light-duty zero-emission vehicle infrastructure. At least 50 percent of the total funding is expected to benefit low-income or disadvantaged communities. Solicitations for projects opened in fall 2019.

Next, this section describes the incentive programs that do not require vehicle scrappage. These programs are considered long-term emission reduction programs. Although these programs contribute to emission reductions right-away, their impact on near-term emission reductions is not as large as for the programs that require scrappage. Instead, these programs have a greater impact on growing the ZEV market

⁹⁹ C. Garcia, Chapter 136, Statutes of 2017.

for long-term emission reductions. The long-term emission reduction incentive programs are: Advanced Technology Demonstration Project, Hybrid and Zero-Emission Truck and Bus Voucher Incentive Project (HVIP), Zero-Emission Truck and Bus Pilot Project, Clean Off-Road Equipment (CORE), and Zero and Near-Zero-emission Freight Facilities Project.

The Advanced Technology Demonstration Project was established in 2008 to demonstrate the viability of the next generation of advanced technology vehicles that reduce emissions in order to accelerate its path towards commercialization and full-scale deployment. From its inception, the program has funded pre-commercial demonstration projects that include zero-emission technology in trucks and off-road equipment. The program has funded the demonstration of almost 50 zero-emission trucks in addition to zero-emission off-road equipment.

The Hybrid and Zero-Emission Truck and Bus Voucher Incentive Project (HVIP) was also launched in 2008, but originally only incentivized hybrid truck and buses since there were no zero-emission vehicles commercially available. Once zero-emission trucks and buses became commercially available in FY 2012-13, these were included in the program. The goal of this program is to accelerate the deployment of early commercial zero-emission and hybrid trucks and buses, as well as low NO_x engines, by providing incentives to reduce their upfront costs. As of October 1 2019, the program has funded nearly 800 zero-emission trucks and buses and over 160 trucks equipped with an electric power takeoff (ePTO) system.¹⁰⁰ In addition, the program has committed funding to over 2,600 zero-emission trucks and buses and 70 trucks equipped with ePTO.¹⁰¹

To bridge the gap between technology demonstration and commercial deployment, CARB created the Zero-Emission Truck and Bus Pilot Project in FY 2014–15. While the Advanced Technology Demonstration Project provides support for technology development and HVIP has enabled zero-emission technology to be widely deployed, the Zero-Emission Truck and Bus Pilot Project fills in the gap between the two commercialization phases by leveraging resources, promoting efficiencies and helping drive down per vehicle costs via large, location-specific deployments. The program is funding a total of 125 zero-emission trucks and buses along with supporting refueling infrastructure.

The Clean Off-Road Equipment (CORE) Voucher Incentive Project was established in 2017 in order to accelerate the market of zero-emission on-road freight vehicles and off-road equipment, including transport refrigeration units. CORE is expected to help drive wide-scale adoption of zero-emission freight vehicles and off-road equipment and the expansion of zero-emission infrastructure, which will drive down costs and

¹⁰⁰ CALSTART, 2019. "Deployed Vehicle Mapping Tool." <https://www.californiahvip.org/tools-results/#deployed-vehicle-mapping-tool>. Accessed December 15, 2019.

¹⁰¹ Ibid.

strengthen the supply chain to support a broader zero-emission market. CARB selected a project administrator through a competitive solicitation process in July 2019 and expects to begin issuing vouchers in early 2020.

The Zero and Near-Zero-emission Freight Facilities Project was established in 2017 as a multi-faceted project designed to showcase the advanced technologies and strategies that holistically reduce GHG and criteria pollutant emissions in freight facilities and to help provide economic, environmental, and public health benefits to disadvantaged and low-income communities. The Freight Facilities Project also helps accelerate the commercialization of these cleaner technologies in the freight sector and supports the continued implementation of the California Sustainable Freight Action Plan.¹⁰² Eligible vehicles and equipment include on-road trucks, cargo handling equipment, marine vessels, locomotives, and others including supporting infrastructure. Freight facility improvements are also eligible and include strategies for emission reductions such as preferential queuing, renewable energy generation and storage, and educational efforts. Over 240 zero-emission vehicles and equipment, besides other near-zero emission ones, have been funded through multiple projects.

Regulatory Programs

In the heavy-duty sector, incentive programs laid the foundation for developing zero-emission technology. Now, newly adopted and future heavy-duty ZEV regulations are creating a market pull. As the market continues to develop, regulations can be extended to a broader set of vehicle applications. As of June 2020, four heavy-duty ZEV programs have been adopted by the Board. More regulations are in development. Heavy-duty ZEV regulations target different parties: powertrain and vehicle manufacturers as well as specific fleets and usage. Because the zero-emission markets in the heavy-duty sectors are still young, these regulatory programs complement the various related incentive programs. All the heavy-duty ZEV programs send a strong signal that California is serious about transforming the transportation in all sectors allowing the private market time to invest in this transition.

CARB's first regulatory program requiring a fleet to transition to ZEVs was approved by the Board in late 2018. The Innovative Clean Transit regulation requires that transit agencies operating within California start purchasing 100 percent zero-emission transit buses in 2029 and fully transition to zero-emission vehicles by 2040. Similar to the Innovative Clean Transit, the Zero-Emission Airport Shuttle regulation will require private and public airport shuttle fleet owners to fully transition their fleet to zero-emission shuttles by 2035. Even though zero-emission bus technologies have advanced rapidly in recent years, continued improvements in zero-emission bus costs and performance are still needed to facilitate the full transition to zero-emission technologies. Therefore, transit agencies and airport shuttle bus fleet owners are encouraged to apply for federal, state, and local incentives to defray the increased cost of zero-emission technologies and related equipment. CARB's Innovative Clean

¹⁰² ["California Sustainable Freight Action Plan."](#) July 2016.

Transit, the Zero-emission Airport Shuttle regulation, and the associated incentives are helping to create a market for heavy-duty zero-emission technology, new jobs, and investments in California's clean air future.

The Zero-Emission Powertrain Certification Regulation establishes an alternative certification process for heavy-duty electric and fuel cell vehicles that includes robust requirements that help ensure information regarding such vehicles and their powertrains are effectively and consistently communicated to purchasers, ensure such vehicles are well-supported by manufacturers once deployed, and ensure they can be effectively repaired. While the certification is optional for manufacturers, it can be incorporated into other regulations, such as it was for the Zero-Emission Airport Shuttle Regulation. The certification option will become available starting with model year 2021. The regulation was developed to help ensure the success of CARB's regulations and incentive programs targeting more mature zero-emission technology applications in the heavy-duty space.

Similar to the light-duty ZEV regulations, the Advanced Clean Trucks regulation requires heavy-duty vehicle manufacturers to produce and sell zero-emission vehicles in California. Advanced Clean Trucks was crafted to provide flexibility for manufacturers to choose which market segments to target and includes a proposed requirement for large entities to report information needed to develop future regulations that would require the use of zero-emission trucks through a new heavy-duty fleet regulation. Using data reported through Advanced Clean Trucks, this new ZEV Truck Regulation will identify operations where ZEV duty cycles meet fleet operational needs. The main goal of the Advanced Clean Trucks and the ZEV Truck Regulation, is to gradually increase the number of zero-emission trucks on the road over the next decade.

CARB is also developing a new Zero-Emission Transport Refrigeration Units Regulation that may require all straight truck mounted transport refrigeration units (TRU)¹⁰³ that operate in California to transition to 100 percent zero-emission operation. TRUs typically congregate at cold storage warehouses, distribution centers, grocery stores, ports, and other facilities, threatening the health of those that live and work nearby. Therefore, the new regulation would also limit the amount of time that internal combustion engine-driven trailer TRUs can operate while stationary at certain California facilities, and require those facilities to provide the infrastructure needed to support zero-emission operation on-site. In addition to producing significant emission reductions of criteria, toxic, and greenhouse gas pollutants, the regulation could help to advance zero- and near-zero-emission TRU commercialization by increasing the earlier penetration of infrastructure that will be needed for those technologies.

¹⁰³ TRUs are refrigeration systems powered by diesel internal combustion engines designed to refrigerate or heat perishable products that are transported in various containers, including semi-trailers, truck vans, shipping containers, and rail car.

Finally, CARB will amend the existing Drayage Truck¹⁰⁴ Regulation, or adopt a new Zero-emission Drayage Truck Regulation, to direct a transition to zero-emission operations. CARB's current Truck and Bus regulation contains requirements for existing trucks to have an engine meeting 2010 or newer emissions standards, with full implementation in 2023. The new or amended drayage truck regulation would establish a schedule for phasing in the use of zero-emission technology. Options to be considered include, but are not limited to, requirements for full zero-emission technology (e.g., a battery or fuel-cell electric short haul truck) and zero-emission mile capability (e.g., a natural gas-electric hybrid that could drive interstate but switch to zero-emission electric mode while operating in impacted communities). ZEV infrastructure will be needed at ports and railyards to support the success of this regulation.

iii. Programs Spanning Both Light- and Heavy-Duty Applications

There are two ZEV programs that span both the light- and heavy-duty applications. These programs are described below.

The Low Carbon Fuel Standard (LCFS), originally adopted in 2009, encourages the production and use of cleaner low carbon fuels in California and reduce GHG emissions from the transportation sector. Fuel carbon intensity reduction is achieved by meeting a target in a given year. Regulated parties that bring fuel into California below the target generate credits that may be sold, while parties that provide fuel for use in California above the carbon intensity target generate deficits that must be offset with credits. The 2018 LCFS amendments substantially expanded the program's support for zero-emission vehicles. Additional crediting opportunities were created for residential charging applications that can meter electric vehicle charging to claim credits for reducing the carbon intensity of the electricity used to charge these vehicles. The amendments also allow infrastructure credits to be generated by owners of publicly accessible light-duty electric vehicle fast charging¹⁰⁵ stations and hydrogen fueling stations based on the capacity of the station to deliver fuel minus any actual fuel dispensed. In addition, utilities and vehicle manufacturers are developing a point-of-sale Clean Fuel Reward program for new light-duty battery electric and plug-in hybrid vehicles, using LCFS credit value with a maximum estimated incentive of approximately \$1,500. The 2018 amendments also add a number of new credit generating categories covering freight transportation applications. Finally, the 2018 amendments promote the use of low carbon electricity for transportation applications by allowing matching of low carbon electricity generation to electric vehicle charging through flexible mechanisms, and by allowing entities to earn credit by charging at

¹⁰⁴ Drayage Trucks are those that have a gross vehicle weight rating of over 26,000 pounds and transport cargo going to or coming from a port or intermodal rail yard.

¹⁰⁵ Formally known as direct current fast chargers (DCFC), which provide a high power direct current, generally up to 120 kW, to the electric vehicle's battery without passing through the vehicle's onboard alternating current (AC)/DC converter.

times of the day when the carbon intensity of grid electricity is lower such as is done through smart charging.

The Clean Mobility in Schools Pilot Project, approved by the Board in 2018, focuses on creating an overall transformation of the entire school transportation system located within a disadvantaged community, including the bus fleet, other light-, medium-, and heavy-duty school vehicles, and showcasing a variety of clean mobility options through deploying and demonstrating GHG emission reduction techniques (e.g., active transportation projects, zero-emission lawn and garden equipment, installation of renewable energy generation and energy storage onsite, etc.), helping to facilitate 'greening' the school, and eventually leading to a larger Statewide project.

iv. Supporting Programs

CARB contributes to several ZEV programs that help address market barriers and support adoption. These programs are described below.

The California Green Building Standards (CALGreen) Code supports Statewide climate goals through mandatory and voluntary measures related to the planning, design, operation, construction, use, and occupancy of new construction and major alterations to existing buildings. One of the major CALGreen Code provisions includes electric vehicle charging infrastructure including the conduit raceway for future wiring and panel capacity to support future installation of charging stations. These provisions were started as voluntary measures and transitioned to mandatory in 2015 for all building types. For this effort, CARB staff provides technical and cost analysis to suggest revisions to the CALGreen Code.

The main goal of AB 8¹⁰⁶ Hydrogen Fueling Infrastructure is the establishment of at least 100 retail hydrogen fueling stations in California by 2024. Per AB 8, CARB provides support to the Energy Commission through analysis of the hydrogen fueling network and current and projected FCEV deployment in California. Through these analyses, CARB makes recommendations to the Energy Commission with respect to locations and appropriate hydrogen fueling capacity, technical and performance requirements for stations to be funded, and amount of the annual \$20 million to be used in future funding efforts. CARB and the Energy Commission also collaborate on an annual joint agency report. As of March 2020, there are 41 open retail hydrogen stations throughout California with 24 more under development.

The Volkswagen (VW) ZEV Investment Commitment is a component of partial settlements between CARB, the United States Department of Justice, and VW that is intended to function as injunctive relief, complementing the punitive portions of the settlements by addressing the impact to California's ZEV market resulting from VW's sale of approximately 70,000 2.0 liter diesel vehicles in California that were marketed as clean vehicles but equipped with emissions defeat devices. The ZEV Investment

¹⁰⁶ Perea, Chapter 201, Statutes of 2013.

Commitment requires VW to invest \$800 million in California over a 10 year period—in four consecutive \$200 million, 30 month, ZEV Investment Plan cycles—to support the increased use and availability of ZEVs in the state. There are four areas of qualified investments: ZEV infrastructure (including developing and maintaining ZEV charging stations), ZEV public awareness, increased ZEV access, and Green City demonstration projects. Per SB 92,¹⁰⁷ CARB is to strive to ensure that, to the maximum extent allowable under the settlements, when approving a ZEV Investment Plan, at least 35 percent of Plan funds benefit low-income or disadvantaged communities disproportionately affected by air pollution. VW is implementing this commitment through its subsidiary, Electrify America with CARB reviewing and approving ZEV Investment Plans and serving an oversight role. CARB approved the Cycle 1 Plan in July 2017 and the Cycle 2 Plan in December 2018.

Veloz is a nonprofit organization made up of members from the private sector, public agencies and nonprofits. Its goal is to accelerate the shift to electric vehicles through public-private collaboration, public engagement and policy education innovation. It has several initiatives in development including an education and awareness campaign called “Electric For All” to address the needs of California’s population of which more than half still do not consider an electric car for their driving needs. The first phase of “Electric For All” is completed and the next phase is in progress. It is also conducting webinars, planning for ride and drive events, and hosts three forums each year.¹⁰⁸

The California Fuel Cell Partnership (CaFCP) is a public-private partnership among auto manufacturers, energy companies, fuel cell technology companies and government agencies. Its main objective is to expand the market for light- and heavy-duty fuel cell electric vehicles powered by hydrogen to help create a cleaner, more energy-diverse future with zero-emission vehicles. CaFCP members collaborate on activities that advance the technology as well as educate the public and first responders. CARB participates in the CaFCP meetings and advises members on hydrogen fueling stations and deployment strategy.

CARB also participates in two collaborative efforts with other jurisdictions. The Multi State ZEV Taskforce, a U.S. multi-state initiative comprised of California, Connecticut, Massachusetts, Maryland, New York, Oregon, Rhode Island, and Vermont, formed from the states’ recognition that regulations alone would not be sufficient to achieve rapid expansion of the electric vehicle market in order to meet statewide GHG emission targets. The International ZEV Alliance (IZA) is a collaboration of 17 different jurisdictions representing approximately 40 percent of the global ZEV sales with the purpose of accelerating the ZEV market within their markets through collective action.

¹⁰⁷ Committee on Budget and Fiscal Review, Chapter 26, Statutes of 2017.

¹⁰⁸ See Electricforall.org to learn more about electric cars, charging and fueling electric cars and the benefits of driving electric.

CHAPTER 5: COSTS AND BENEFITS OF CARB'S ZEV PROGRAMS

This chapter presents the costs and benefits of CARB's ZEV programs, and is divided into two sections. First, the programs implemented as of July 2019 are assessed qualitatively followed by the quantitative cost-benefit analysis that was performed for the subset of programs that had sufficient data.

A. Qualitative Assessment of Benefits

Besides criteria pollutant and GHG emission reductions, there are other benefits achieved by the ZEV programs, including improved health outcomes, accelerating market transformation, benefiting priority populations, jobs, and petroleum and fuel cost savings. This section first presents a summary of the benefits of the light- and heavy-duty ZEV programs implemented as of July 2019 (Table 5). Then, each of these benefits is further discussed in its own subsection below. Because it is not appropriate to quantify these benefits beyond what is done in section 5.B., they were qualitatively assessed for this report based on available literature and CARB staff's expert judgement.

Table 5 presents the results of the qualitative assessment of the program benefits. If the program has a primary goal specific to a benefit, it is indicated by a star (☆). If the program has a positive impact, then it is indicated with a plus sign (+). If the benefit is not applicable to the program or has no impact it is indicated with (N.A.). Those benefits not related to the program's primary goals are considered co-benefits. Of the ZEV programs assessed, most provide qualitative benefits related to GHG, air quality and health, ZEV market acceleration, benefiting priority populations, jobs, and petroleum and fuel cost savings.

Table 5 Qualitative benefits from light- and heavy-duty ZEV programs implemented

Program	GHG	Air Quality	Health	Accelerating Market Transformation	Benefiting Priority Population	Jobs	Petroleum and Fuel Savings
ZEV regulation	★	★	+	★	N.A.	+	+
Clean Vehicle Rebate Project (CVRP)	★	★	+	★	+ for standard rebate; ★ for increased rebates	+	+
Clean Cars 4 All	+	★	+	+	★	+	+
Clean Mobility Options	+	+	+	+	★	+	+
Financing Assistance for Low-Income Consumers	+	+	+	+	★	+	+
Low Carbon Fuel Standard	★	★	+	★	N.A.	+	+
Proposition 1B: Goods Movement	+	★	★	+	★	+	+
Hybrid and Zero-Emission Truck and Bus Voucher Incentive Project (HVIP)	★	★	+	★	+	+	+
Advanced Technology Demonstration Project	★	★	+	★	★	+	+
Zero-Emission Truck and Bus Pilot Project	★	★	+	★	★	+	+
Rural School Bus Pilot Project	★	★	★	★	+	+	+
Zero and Near-Zero-Emission Freight Facilities	★	★	+	★	★	+	+
Community Air Protection Incentives	+	★	★	+	★	+	+

Key: ★ refers to primary goal; + refers to positive impact; N.A. refers to not applicable or no impact

i. GHG

As presented in Chapter 2, transforming the transportation sector to zero-emission technology eliminates tailpipe GHG emissions while also drastically reducing fuel production GHG emissions. Because it is designed to ensure that light-duty ZEVs are manufactured and supplied to the market, the ZEV regulation contributes to GHG emission savings. The ZEV incentive programs included in Table 5 also contribute to reduced GHG emissions because they help spur demand for these vehicles by encouraging consumers and fleet operators to purchase or lease ZEVs by offsetting some of the additional upfront costs of ZEVs compared to conventional vehicles or developing and testing new technologies through demonstrations and pilots to accelerate the market. The GHG emission reductions are quantified for a subset of these programs in section 5.B.

ii. Air Quality and Health

California experiences some of the highest concentrations of PM 2.5 in the nation.¹⁰⁹ The majority of California's population lives in areas that exceed the national and State PM 2.5 air quality standards.^{110,111} These standards are set based upon assessments of scientific studies that link exposure to PM 2.5 to health effects, including hospitalization due to respiratory illness and premature death from cardiopulmonary disease.^{112,113} According to a recent report, the U.S. EPA has determined that exposure to PM 2.5 plays a "causal" role in premature death, meaning that a substantial body of scientific evidence shows a relationship between PM 2.5 exposure and increased mortality, a relationship that persists when other risk factors such as smoking rates and socioeconomic factors are considered.¹¹⁴ Particulate matter from diesel (DPM) also has a significant impact on California's population. It is estimated that about 70 percent of total known cancer risk related to air toxics in California is attributable to DPM.¹¹⁵ Based on 2012 estimates of statewide exposure, DPM is estimated to increase Statewide cancer risk by 520 cancers per million residents exposed over a lifetime.¹¹⁶ DPM is also associated with heart and respiratory diseases. NO_x emissions impact human health because it becomes a component of PM 2.5 through photochemical reactions that convert NO_x into ammonium nitrate aerosol, and NO_x is also involved in

¹⁰⁹ U.S. EPA, 2013. "Fine Particle Concentrations Based on Monitored Air Quality from 2009 – 2011."

https://www.epa.gov/sites/production/files/2016-04/documents/current_pm_table.pdf.

¹¹⁰ CARB, 2013. "Area designations for State air quality standards."

http://www.arb.ca.gov/desig/adm/2013/state_pm25.pdf.

¹¹¹ Ibid.

¹¹² CARB, 2010. "Estimate of Premature Deaths Associated with Fine Particle Pollution (PM 2.5) in California Using a U.S. Environmental Protection Agency Methodology." http://www.arb.ca.gov/research/health/pm-mort/pm-report_2010.pdf.

¹¹³ U.S. EPA, 2012. "Regulatory Impact Analysis for the Final Revisions to the National Ambient Air Quality Standards for Particulate Matter." <http://www.epa.gov/ttn/ecas/regdata/RIAs/finalria.pdf>.

¹¹⁴ U.S. EPA, 2010. "Quantitative Health Risk Assessment for Particulate Matter." http://www.epa.gov/ttn/naaqs/standards/pm/data/PM_RA_FINAL_June_2010.pdf.

¹¹⁵ CARB. "Overview: Diesel Exhaust & Health." Accessed July 15, 2019.

<https://www2.arb.ca.gov/resources/overview-diesel-exhaust-and-health>.

¹¹⁶ Ibid.

the formation of ozone, a major constituent of smog and a potent lung irritant. ROG is also a smog precursor.¹¹⁷

As described in Chapter 2, ZEVs eliminate tailpipe emissions while being one of the best ways to reduce GHG and petroleum dependence, and CARB's ZEV programs are part of a broader set of programs that aim to improve air quality and health. A recent literature review found that the CARB's ZEV incentive programs funded through the Cap-and-Trade Proceeds are expected to result in air pollutant emission reductions.¹¹⁸ Therefore, CARB staff expect that all ZEV incentive as well as regulatory programs assessed should also reduce negative health impacts, as indicated in Table 5, regardless of whether air quality and health are primary goals of the programs. The criteria pollutant emission reductions are quantified for a subset of these programs in section 5.B.

Several of CARB's heavy-duty incentive programs (e.g., Prop. 1B, HVIP, Advanced Technology Demonstration Project, Zero-Emission Truck and Bus Pilot Project, Zero- and Near-Zero Emission Freight Facilities, and Community Air Protection Funds) are also helping to protect community health in the most affected communities near freight hubs and other concentrated sources of air pollutants by reducing pollutant emissions. The California Sustainable Freight Action Plan calls for improved freight efficiency, a transition to zero-emission operations, and increased competitiveness of California's freight system. CARB's investments in heavy-duty vehicle programs that support pilot and demonstration projects for advanced technologies lay the groundwork for the large-scale deployment needed to transition the freight system. In addition, approximately 40 percent of all HVIP funding has gone to support the freight sector.

iii. Accelerating Market Transformation

As outlined in Chapter 2 and 4, in order to help achieve California's air quality and climate goals, ZEVs must be deployed rapidly which requires accelerating the market. Because all ZEV programs contribute to this acceleration, as described below, Table 5 shows this as a benefit for the all programs implemented.

A recent literature review concluded ZEV incentive programs funded through the Cap-and-Trade Proceeds qualitatively accelerate the market transformation, noting that it is impossible at this time to quantify the impact due to lack of research in this area.¹¹⁹ This finding is likely applicable to other ZEV incentive programs. For the light-duty

¹¹⁷ CARB, 2009. "Definitions of VOC and ROG." https://ww3.arb.ca.gov/ei/speciate/voc_rog_dfn_1_09.pdf.

¹¹⁸ CARB, 2017. August 2017. "Methods to Assess Co-Benefits of California Climate Investments: Air Pollutant Emissions." https://ww3.arb.ca.gov/cc/capandtrade/auctionproceeds/carb_air_pollutant_emissions_transenergy.pdf.

¹¹⁹ Xu and Eisenstein, 2017. October 27, 2017. "Methods to Assess Co-Benefits of California Climate Investments: Accelerated Implementation of Technology." https://www.arb.ca.gov/cc/capandtrade/auctionproceeds/ucb_lit_rev_on_accelerated_implementation_technology.pdf.

incentive programs, CVRP accelerates the market transformation in the general population and fleets, while CVRP, Clean Cars 4 All, Clean Mobility Options, and Financing Assistance for Lower-Income Consumers do so in priority populations faster than the market would otherwise. A different literature review concluded that California’s light-duty ZEV regulation has also had a positive impact on innovation activity based on vehicle manufacturers increasing research and development, forming partnerships, and filing patents.¹²⁰ Although no causality has been determined, the review found an association between the presence of a ZEV mandate and the status of the ZEV market. The ZEV regulation and CVRP have not only helped with advancing the new ZEV and PHEV markets within California, but they have also helped create the used ZEV and PHEV market. Further, increases in vehicle volumes sold have effects that go beyond reducing manufacturing costs, such as increasing dealer and consumer familiarity and building robust supply chains necessary for innovation. Clean Cars 4 All and the Financing Assistance for Lower-Income Consumers has also helped accelerate the new and used ZEV market within the San Joaquin Valley and the South Coast Air Quality Management Districts.

For heavy-duty incentive programs, the former literature review found that the acceleration of technology is also likely to be significant compared to what would have happened absent the funding for investments either directly through technology development (e.g., Advanced Technology Demonstration Projects), deployment or adoption of novel technologies (e.g., Prop. 1B and HVIP), or the financing of vehicles that are relatively expensive compared to more carbon-intensive alternatives (e.g., Zero-Emission Truck and Bus Pilot Project, Rural School Bus Pilot Project, and Zero and Near-Zero-emission Freight Facilities). However, programs that fund technology at earlier commercialization phases, such as the Advanced Technology Demonstration Projects, have a greater effect on the transition.¹²¹ The transition toward cleaner, more efficient heavy-duty vehicles will require a substantial financial commitment from the public and private sectors. The relatively low price of diesel fuel, current lack of high volume advanced technology vehicle manufacturing, severe lack of ZEV fueling infrastructure for heavy-duty technologies, and resulting large price differential are all obstacles to market growth. CARB’s investments made thus far have had a positive impact, moving towards achieving lifecycle cost parity between conventional and advanced technology. For example, the costs associated with zero-emission transit buses, both battery electric and fuel cell electric, have dropped in recent years due to early commercial deployment projects such as the Zero-Emission Truck and Bus Pilot Project and HVIP. As technologies continue to advance, technology transfers to new applications, such as drayage trucks and off-road equipment.¹²² CARB’s heavy-duty

¹²⁰ Hardman, et al., 2018b. International EV Policy Council Policy Guide. August 2018. “Driving the Market for Plug-in Vehicles: Understanding ZEV Mandates.” <https://phev.ucdavis.edu/wp-content/uploads/zev-mandates-policy-guide.pdf>.

¹²¹ Xu and Eisenstein, 2017.

¹²² CARB, 2017. November 9, 2017. “Part II: Three-year Investment Strategy for Heavy-duty Vehicles and Off-road Equipment from Low Carbon Transportation Investments and AQIP.” https://ww3.arb.ca.gov/msprog/aqip/fundplan/proposed_1718_funding_plan_final.pdf.

incentive programs are paving the way for this transition. Also, building on the success of past HVIP investments, new manufacturers are entering the market with technologies transferring to heavier weight classes, such as 60-foot transit buses and class 8 trucks.

As the Low Carbon Fuel Standard increases in stringency, there is greater incentive to adopt low-carbon vehicle technologies and the supporting fueling infrastructure, such as hydrogen fueling stations and DC Fast Chargers. The LCFS also provides an additional incentive for ZEV fueling infrastructure, which helps increase investment certainty for building infrastructure prior to sufficient vehicles being available to fully utilize the installed capacity. The LCFS provides a further nudge for fleet operators to transition heavy-duty vehicles to zero-emission technology, since zero-emission fleet operators (including transit agencies that operate electric transit buses) are eligible to generate LCFS credits. As the carbon intensity reduction targets of the LCFS tighten over time, the value of this incentive for fleets to adopt zero-emission technologies will continue to grow.

iv. Benefiting Priority Populations

As described below and shown in Table 5, the light- and heavy-duty incentives implemented benefit disadvantaged communities and low-income households and communities. Compared with the general California population, the ZEV regulation provides no specific benefit to priority populations as shown in Table 5.

The light-duty incentive programs benefit priority populations. Clean Cars 4 All, Financing Assistance Program for Lower-Income Consumers, Clean Mobility Options, and the increased incentives for low-income consumers through CVRP aim to ensure that the benefits of ZEV adoption are spread equitably across the economic spectrum by helping low-income consumers and disadvantaged community members to access cleaner vehicles and transportation. Clean Cars 4 All is limited to lower-income consumers living in disadvantaged community census tracts and zip codes. Through the end of June 2018, 88 percent of program participants who have gotten a BEV or PHEV had annual incomes below 225 percent of the federal poverty level. Clean Cars 4 All has directly helped approximately 2,000 lower-income Californians living in disadvantaged communities replace an old, often unreliable, higher-polluting vehicle with a more reliable BEV or PHEV. The more recently established Financing Assistance for Lower-Income Consumers program has directly helped nearly 400 lower-income Californians into a ZEV or PHEV as of May 2019. The Clean Mobility Options program benefits lower-income Californians and disadvantaged communities by providing clean mobility options beyond vehicle ownership. The two implemented ZEV carsharing pilots have provided mobility access to over 2,000 lower-income Californians and disadvantaged community members. Approximately a quarter of CVRP's total lifetime funding, or \$116M, has benefited disadvantaged or low-income communities as defined by AB 1550,¹²³ and 13 percent of CVRP funding has gone to Increased Rebates

¹²³ Gomez, Chapter 369, Statutes of 2016.

for Lower-Income Consumers since their creation in March 2016.¹²⁴ Through June 2019, over 13,000 lower-income Californians have gotten a BEV, PHEV, or FCEV with an increased rebate from CVRP.¹²⁵

Besides increased mobility and more reliable transportation, these four light-duty incentive programs improve public health and reduce exposure to environmental contaminants by reducing emissions from vehicles operating in or near disadvantaged and low-income communities and provide an economic benefit to those priority populations that participate. Reducing the cost of vehicle ownership increases participants' disposable income that they can spend in their local economies. Because Clean Cars 4 All focuses on low-income drivers in areas of the State with the greatest air quality burden, the program helps households who will benefit the most from owning a newer, cleaner, and more reliable car. Replacing an older and less reliable car with an advanced technology vehicle also reduces the overall cost of car ownership through increased fuel efficiency, reduced repair costs, and fewer days missed at work. A low-interest loan, such as the ones offered through the Financing Assistance for Lower Income Consumers, can provide an avenue for a consumer to build or rebuild their credit.

CARB's investment in the heavy-duty vehicle projects is intended to accelerate development and deployment of the cleanest feasible mobile source technologies, such as zero-emission transit buses, in order to improve air quality and enhance access to clean transportation in disadvantaged communities. In designing the heavy-duty investments, CARB strives to maximize the benefits for disadvantaged communities, low-income communities, and low-income households as defined by AB 1550. Project solicitations and implementation requirements incorporate provisions to help ensure that CARB exceeds minimum disadvantaged community investment targets. Indeed, all of the implemented Advanced Technology Demonstration Projects and Zero- and Near-Zero-Emission Freight Facilities projects are located within disadvantaged communities, with the majority of those from the Community Air Protection Funds, Zero-Emission Truck and Bus Pilot Projects as well.^{126, 127} Additionally, HVIP provides voucher enhancements for heavy-duty vehicles deployed in disadvantaged communities. As a result, over two-thirds of HVIP voucher funding has been invested in AB 1550 priority populations. Despite the Rural School Bus Pilot Project not having any requirements to benefit priority populations, nearly a third of the funds have gone to rural school districts located within low-income and disadvantaged communities. Finally, despite Prop. 1B predating the current priority population definition, it requires emission reductions in communities heavily impacted by freight movement.

¹²⁴ Under the equity statistics tab at cleanvehiclerebate.org. Accessed July 1, 2019.

¹²⁵ Ibid.

¹²⁶ CARB, 2019. "Annual Report to the Legislature on California Climate Investments Using Cap-and-Trade Auction Proceeds." https://ww3.arb.ca.gov/cc/capandtrade/auctionproceeds/2019_cci_annual_report.pdf.

¹²⁷ CARB, 2018. Press release #18-50. September 26, 2018. "[CARB announces more than \\$200 million in new funding for clean freight transportation.](#)" Accessed July 1, 2019.

v. Jobs

There are two different types of job benefits resulting from CARB's ZEV programs: direct and indirect jobs. The direct job creation results from the investment or regulation, while the indirect job creation occurs in industries supplying goods and services to the directly affected industries. A recent literature review concluded that job creation will be a significant co-benefit for virtually all ZEV incentive programs.¹²⁸ As described below and shown in Table 5, ZEV programs create direct and indirect jobs in advanced transportation and supporting industries. Job creation is a co-benefit for all programs qualitatively assessed.

A recent literature review concluded that ZEV incentive programs funded through Cap-and-Trade Proceeds should lead to more jobs in the ZEV related industries.¹²⁹ The same is likely true for other ZEV incentive and regulatory programs because increasing ZEV adoption in California through ZEV programs will cause a growth in ZEV-related manufacturing and infrastructure jobs as well as businesses that enable ZEV and PHEV adoption. Production of ZEVs and PHEVs relies heavily on advancements in battery, fuel cell, and grid technologies by engineering and manufacturing firms, many of which are in California. Manufacturing jobs stemming from vehicle, parts, and battery manufacturers will increase as well as jobs from alternative fuel producers and suppliers; charging and hydrogen infrastructure providers; vehicle and grid software developers; utility providers and others. These job gains may be somewhat offset by job losses in occupations tied to manufacturing, supplying and servicing of conventional vehicles and jobs related to the oil and gas industry.

California's clean light- and heavy-duty transportation policies has leveraged \$4 billion¹³⁰ in private sector investments in California companies over the past decade. Because of California's policies and continued private and public sector investments in clean transportation technology, one study estimates that as many as 25,000 more jobs in ZEV manufacturing will be available in California by 2020.¹³¹ A lot of these jobs benefits will be felt throughout the United States, as more light-duty electric vehicles are being manufactured in the country. In 2018, 75 percent of the ZEVs sold nationwide were made in the United States.¹³² Together, the combined public and private investments are bringing vehicle manufacturing back to California. Zero-emission trucks and buses are also being built in California by manufacturers like El Dorado National-California, Proterra, BYD, Gillig, GreenPower, Phoenix Motorcars, Motiv Power Systems, and TransPower. Additionally, traditional bus manufacturers,

¹²⁸ Roland-Holst, et al., 2017. November 2, 2017. "Methods to Assess Co-Benefits of California Climate Investments: Jobs." https://ww3.arb.ca.gov/cc/capandtrade/auctionproceeds/ucb_lit_rev_on_jobs.pdf.

¹²⁹ Ibid.

¹³⁰ Next 10, 2018. "2018 California Green Innovation Index 10th Edition."

<https://www.next10.org/sites/default/files/2018-ca-green-innovation-index.pdf>.

¹³¹ Schuchard, et al., 2016. CALSTART. August 2016. "California's Clean Transportation Technology Industry."

<https://calstart.org/wp-content/uploads/2018/11/Californias-Clean-Transportation-Technology-Industry-2016.pdf>.

¹³² Fact of the Week #1086. June 17, 2019. "[Seventy-five Percent of Plug-in Vehicles Sold in the United States in 2018 were Made in the United States](#)." Accessed July 1, 2019.

such as Gillig and El Dorado National, have installed new production lines at their facilities to build advanced technology buses here in California. Complete Coach Works is converting conventional buses to zero-emission in California. New Flyer, the largest transit bus manufacturer in North America, has built new production facilities in numerous states and closely supports its Californian customers with service centers here. In addition, both BYD and Proterra have battery production plants in California. Tesla, the largest vehicle manufacturer in California, is also planning production of a class 8 electric truck in 2020. The Low Carbon Fuel Standard will increase the demand for low carbon fuels, including electricity and hydrogen to power ZEVs, which provides an opportunity for businesses, both in-state and out-of-state, to increase revenue from the sale of low carbon fuels in California.

In addition, expanding low-income residents' access to reliable sources transportation to get to a job site can also support employment. Scientific literature has associated vehicle ownership with increased likelihood of employment in low-income population.¹³³ Therefore, it is likely that the light-duty equity programs have also improved participants' ability to access jobs by having a reliable vehicle or other mobility option.

vi. Energy and Fuel Cost Savings

Transitioning the transportation sector to zero-emission technology will reduce petroleum energy usage and provide fuel cost savings, as described below and in Table 5. Petroleum and fuel cost savings is a co-benefit of all ZEV programs currently implemented. The cost to charge an electric vehicle will vary depending on the type of electric vehicle supply equipment (EVSE) used (e.g., level 1, 2 or DC Fast Charger) whether charging at home or at a free or paid public or work charging station, the time of day, and the utility providing the electricity. Additionally, vehicle manufacturers provide free access to some charging station networks and hydrogen refueling sites for the first few years for certain light-duty BEVs and all FCEVs currently available for purchase or lease.

A recent literature review concluded that the participants of ZEV incentive programs funded through Cap-and-Trade Proceeds should be using less energy and spending less on fuel expenses.¹³⁴ This finding is likely applicable to CARB's ZEV programs implemented by July 2019. For ZEV programs that require scrappage (e.g., Clean Cars 4 All, Prop. 1B, Community Air Protection Funds), replacing an old and higher-polluting conventional vehicle, which typically have low fuel economy, with a ZEV or PHEV (or other eligible vehicles) results in reduced petroleum and fuel costs. ZEV programs that do not have a scrappage component (e.g., the ZEV regulation, CVRP, Financing Assistance for Lower-Income Consumers, Clean Mobility Options, HVIP, Advanced

¹³³ Ong, 2002. "Car Ownership and Welfare-to-Work." *Journal of Policy Analysis and Management*. Vol 21, Issue 2. Spring 2002. Pages 239-252. <https://doi.org/10.1002/pam.10025>.

¹³⁴ Litke, et al., 2017. October 13, 2017. "Methods to Assess Co-benefits of California Climate Investments: Energy and Fuel Costs." https://ww3.arb.ca.gov/cc/capandtrade/auctionproceeds/ucb_lit_rev_on_energy_fuel_cost.pdf.

Technology Demonstration Projects, Zero-Emission Truck and Bus Pilot Projects, Rural School Bus Pilot Project, and Zero- and Near-Zero-Emission Freight Facilities) can also reduce petroleum usage and fuel costs compared to trips that would have been made on a conventional vehicle. Finally, LCFS substantially decreases the cost of electricity used for electric vehicles or costs of electric vehicle ownership by allowing utilities to generate credit for every kWh of electricity dispensed for residential charging. Utilities must use revenue from the sale of LCFS credits to benefit electric vehicle drivers, which have taken the form of annual utility bill reductions, purchase rebates, and charging infrastructure discounts. The LCFS provides additional incentives to match low carbon and zero-carbon electricity with electric vehicle charging to further reduce GHG emissions. For non-residential charging, charging operators receive LCFS credit for each kWh of electricity dispensed, which is substantial and can offset rates that electric vehicle owners pay when charging at public charging infrastructure.

B. Cost-Benefit Analysis

This section focuses on the costs and benefits of a subset of CARB's ZEV programs, two light-duty and two heavy-duty programs, which have sufficient data on costs and emissions associated with the programs to conduct the retrospective analysis required for this report. On the light-duty side, CVRP supports growing the light-duty ZEV market across all consumer segments, while Clean Cars 4 All supports scrappage of higher-polluting vehicles and growth in the ZEV market within priority populations. On the heavy-duty side, HVIP supports commercially available ZEV technologies, while the Zero-Emission Truck and Bus Pilot Project supports ZEVs in the pre-commercialization phase. The section is divided into each of these four programs, followed by a comparison of the cost-benefit analysis across programs. Because these programs were established to meet different goals, they cannot be compared solely in terms of cost-effectiveness. Other impacts, such as increasing social equity and market advancement, should be considered as well.

CARB staff did not conduct a cost-benefit analysis for programs where there was either insufficient data for quantification or no valid way to quantify emission benefits. Several programs in this report are young, smaller in scale, or limited with respect to ZEVs (e.g., Prop. 1B and Community Air Protection Funds) and therefore have limited data to date. Regulatory programs (e.g., ZEV regulation and LCFS) do not collect actual cost information from the regulated parties, and CARB relies on its emission inventory efforts to assess the success of these regulatory efforts. For programs focused on funding pre-commercial technologies to support market development (e.g., Advanced Technology Demonstration Projects) there is no methodology established that quantifies the program's emission benefits from accelerating the ZEV market transformation.¹³⁵ Costs and benefits of supporting programs are not included in this report because of insufficient data, such as lack of cost information and the complexity of attributing ZEV adoption to the programs.

¹³⁵ Xu and Eisenstein, 2017.

The cost-benefit analysis is based on data from vehicles incentivized during the four most recent fiscal years (FY) for which the data is available: FY 2014-15 through FY 2017-18. An additional report for AB 615 covers the entire life of CVRP.¹³⁶ The total emissions quantified include emission reductions that have happened in the past and will happen based on assumptions about the duration of benefits that are specific to each program. For CVRP, emissions benefits are assumed to last for 2.5 years, compared to 3 years for Clean Cars 4 All, and 15 years for both HVIP and the Zero-Emission Truck and Bus Pilot Project. If these vehicles remain on California's roads beyond their quantification period, their emissions benefits will be greater than what is reported here. For detailed quantification methodologies, please see Appendix C. Clean Cars 4 All and HVIP have also incentivized a large number of other vehicles outside the scope of this report, such as conventional hybrid and low-NO_x vehicles. When adding in the benefits of those other vehicles, the total benefits of the respective programs would increase.

i. Clean Vehicle Rebate Project (CVRP)

CVRP offers vehicle rebates for light-duty ZEVs, PHEVs, and other eligible vehicles on a first-come, first-served basis. A more in-depth program description can be found in Appendix B. During fiscal years 2014-15 through FY 2017-18,¹³⁷ CVRP spent approximately \$465 million to incentivize the purchase or lease of 124,377 BEVs, 72,368 PHEVs, and 4,552 FCEVs. The costs and benefits for CVRP were quantified in two separate ways: first by the vehicle technology incentivized, and second by the rebate recipient type, as shown in Table 6 and Table 7. Both of these tables—and through Table 10—present, by category and overall total, the amount of State funds spent, the amount of the incentive, the number of vehicles incentivized, and the GHG and criteria air pollutant emission reductions attributed. In addition, these tables include the qualitative benefits described in section 5.A. in order to present a more complete view of the programs. A more detailed description of the quantification methods for this analysis can be found in Appendix C.

Table 6 shows the cost-benefit analysis for CVRP broken down by vehicle technology (e.g., PHEV, BEV, and FCEV). Overall, approximately 1.5 million metric tons of GHG reduction¹³⁸ are attributed to vehicles incentivized during these fiscal years, with the majority of these reductions coming from BEVs (63 percent) followed by PHEVs (35 percent). BEVs have a higher per vehicle emission reduction than PHEVs, and there were 42 percent more BEVs incentivized than PHEVs during this period. Similarly, the

¹³⁶ CARB, 2019. "Assembly Bill 615 Report to the Legislature on the Impact of the Clean Vehicle Rebate Project on California's Zero-Emission Vehicle Market." <https://ww3.arb.ca.gov/research/apr/reports/AB%20615-Clean%20Vehicle%20Rebate.pdf>.

¹³⁷ Data for FY 2017-18 is partial because the data was analyzed prior to reconciling the full dataset since there is a time delay between receiving applications, processing, verifying, approving and mailing the rebate check.

¹³⁸ This number is significantly lower than the ~5.5 million MTCO₂e reported in the [2019 California Climate Investments Annual Report](#). This difference is mostly due to a change in the quantification period from 15 years in 2015 and 2016 quantification methodologies and 2.5 years in 2017 and 2018. This report also uses a consistent quantification period of 2.5 years since this is the minimum vehicle ownership requirement for CVRP.

majority of the NO_x, PM 2.5 and ROG benefits come from BEVs. FCEVs comprise a small share of the program and as a result the total emission reductions from incentivizing these vehicles has been proportionately small, even though each individual FCEV provides emissions reductions comparable to a BEV.¹³⁹ As the young fuel cell electric vehicle market matures and more FCEVs are deployed, CARB staff expect the emissions benefits per FCEV to remain steady or improve; therefore, as more of these vehicles are incentivized their total emissions reduction will grow over time.

Table 7 shows the costs and benefits broken down by rebate recipient type (e.g., standard rebate for individuals, increased rebate for low-income individuals, and fleet operators). Here, fleet refers to a local, state, or federal government as well as to a commercial or non-profit entity. Although the vast majority (97 percent) of incentives went to individuals during the analysis period, CVRP for Public Fleets is a sub-program of CVRP that offers an incentive of up to \$7,000 to public agencies for eligible vehicles—up to 30 rebates a year. Public agencies such as local, state, and tribal government entities are eligible for this increased fleet rebate if the location of the facility is within a California disadvantaged community census tract. The per vehicle emission reductions of vehicles purchased by fleets are less than those of individuals because of their assumed vehicle usage (i.e., fleet vehicles are typically driven less than personally owned vehicles), as discussed in Appendix C.¹⁴⁰ Overall, the majority of GHG emission benefits (98 percent) come from vehicles purchased by individuals.

The increased rebate for low-income consumers, defined as those with a household income of less than 300 percent of the federal poverty level¹⁴¹ (which for a family of four is a household income of less than \$75,300), was available starting in 2016. Nearly 8 percent of all CVRP incentives for individuals were increased rebates for low-income consumers between March 2016 (when the increased rebate was first available) and mid-2018, accounting for about 14 percent of the funds. CVRP rebates are available on a first-come, first-serve basis, except when CVRP funds near depletion, at which point staff create a reserve for low-income consumers and a waitlist for everyone else. Because it takes many months to process and verify CVRP rebate applications before approval, CARB staff also prioritize application processing for low-income applicants. In total, 9,859 individual rebates for households with incomes less than 300 percent of the federal poverty level received \$40 million for increased rebates during the period evaluated in this report. Since the increased rebate for low-income consumers went into effect, over 20 percent¹⁴² of CVRP funds have benefitted disadvantaged or low-income communities as defined by AB 1550.¹⁴³ In addition, public fleets domiciled and primarily operated within disadvantaged communities also received an increased

¹³⁹ On a per vehicle basis, FCEVs reduce 78% fewer emissions than BEVs.

¹⁴⁰ In addition, approximately four percent of fleet rebates were under the reduced ownership provision and were assigned a one-year quantification period compared to the 2.5 years assigned otherwise.

¹⁴¹ The federal poverty level varies by household size and income.

¹⁴² Under the equity statistics tab <https://cleanvehiclerebate.org/eng/rebate-statistics>. Accessed July 1, 2019.

¹⁴³ Gomez, Chapter 369, Statutes of 2016.

rebate for 773 vehicles—735 of which were rebated through the Public Fleet Pilot Program before it was integrated into CVRP.

Overall, it cost approximately \$307 per metric ton of GHG emissions reduced¹⁴⁴ during the 2.5 year vehicle ownership requirement. The values presented here are conservative, because the majority of the rebated vehicles will continue to be driven after this ownership requirement so that the real world emission benefits are likely to be higher, and cost less per ton.¹⁴⁵ The cost per GHG reduction varies by vehicle and recipient type. For example, the increased rebate for low-income consumers is less cost-effective compared to the standard rebate simply due to the \$2,000 higher incentive amount. For the increased rebates for low-income individuals, the average cost is \$510 per metric ton of GHG reduced compared to \$288 for the standard rebate. Despite the higher cost, these increased rebates for low-income consumers are important to achieve social equity goals. Fleet incentives are the least cost-effective, with an average cost of \$655 per metric ton of GHG reduced, because they are assumed to typically drive fewer miles creating smaller emission benefits and also have a higher average incentive amount. However, it is also important to ensure that fleets transition to cleaner vehicles to increase ZEV exposure for employees and in the community. In terms of vehicle type, PHEVs are the most cost-effective from an emissions perspective with \$221 per metric ton of GHG reduced compared to BEVs at \$339. This is because the standard incentive amount for a PHEV is \$1,000 less than for a BEV and annual vehicle miles traveled for a PHEV are assumed to be higher than a BEV.¹⁴⁶ In contrast, FCEVs are the least cost-effective, at \$852, because of the higher incentive.

Another way to analyze the CVRP emission benefits is to identify who needed a rebate in order to purchase their ZEV or PHEV. As described in previous work,¹⁴⁷ program participants¹⁴⁸ that would not have purchased the rebated vehicles without the rebate¹⁴⁹ are considered “rebate-essential”—that is not free-riders. Results indicate that 56 percent of CVRP GHG emission benefits from FY2014-15 through FY2017-18 were from rebate-essential participants. Like cost per GHG reduction, rebate

¹⁴⁴ This number is also significantly different than the \$88 reported in the [2019 California Climate Investments Annual Report](#) because of the change in quantification period as described in footnote #133.

¹⁴⁵ For example, assuming a quantification period using the average age of light-duty vehicles of 11.6 years, the cost would be \$66 per metric ton reduction of GHG emissions.

¹⁴⁶ PHEV = 14,855 miles/year and BEV = 11,059 based on Smart, et al., 2013. "Extended Range Electric Vehicle Driving and Charging Behavior Observed Early in the EV Project," SAE Technical Paper 2013-01-1441. <http://papers.sae.org/2013-01-1441/> and Smart and Schey, 2012. "Battery Electric Vehicle Driving and Charging Behavior Observed Early in The EV Project," SAE Int. J. Alt. Power. 1(1):27-33, 2012 <http://papers.sae.org/2012-01-0199/>. These are assumptions that CARB staff have been continuously examining.

¹⁴⁷ Johnson and Williams, 2017. "Characterizing Plug-In Hybrid Electric Vehicle Consumers Most Influenced by California's Electric Vehicle Rebate," Transportation Research Record, vol. 2628, January 2017. <https://journals.sagepub.com/doi/abs/10.3141/2628-03>.

¹⁴⁸ Fleet recipients were not invited to respond to the survey.

¹⁴⁹ Those who answer “No” to CVRP’s Consumer Survey question, “Would you have purchased your [rebated EV model] without the CVRP rebate?” are categorized as “rebate-essential.”

essentiality also varies by rebate type such that the less cost-effective rebates correspond to larger proportions of rebate-essential GHG reductions. For example, comparing the GHG reductions by vehicle types indicates that 46 percent of PHEV, 61 percent of BEV, and 67 percent of FCEV GHG reductions are associated with “rebate-essential” participants.

Overall, cost-effectiveness is largely tied to rebate amount. Rebates for public fleets and low-income consumers are less cost-effective than the standard rebates due to their increased amount, but are important for accelerating the transition of public fleets and for encouraging equitable access to ZEVs. Rebates for PHEVs, because of their lower amount and the higher assumed mileage driven, are more cost-effective than for BEVs or FCEVs, but research affirms the wisdom of offering higher rebates for BEVs than PHEVs because consumers need a slightly larger nudge to transition all the way to a ZEV.¹⁵⁰

¹⁵⁰ DeShazo, 2017. Final Research Report. May 2017. “Examining Factors that Influence ZEV Sales in California.” https://ww3.arb.ca.gov/research/single-project.php?row_id=65197.

Table 6 Costs and Benefits of the ZEVs and PHEVs Incentivized through CVRP from FY 2014-15 through FY 2017-2018¹⁵¹ by Vehicle Type^{152,153}

Vehicle Type	Funds Spent (\$ in millions)	Max Rebate per Vehicle Type ¹⁵⁴	Vehicles Funded	GHG Reduction (1,000 of metric tons of CO _{2e})	NOx Reduction (tons)	PM 2.5 Reduction (tons)	ROG Reduction (tons)	Health	Accelerating Market Transformation	Benefiting Priority Populations	Jobs	Energy and Fuel Savings
PHEV	\$118	\$3,500	72,368	534 (\$221/MT)	50	26	10	+	☆	+: standard rebate; ☆: increased rebates for low-income consumers and public fleets in DACs	+	+
BEV	\$323	\$4,500	124,377	954 (\$339/MT)	125	36	25					
FCEV	\$23	\$7,000	4,552	27 (\$852/MT)	4	1	1					
TOTAL	\$465		201,297	1,515 (\$307/MT)	179	64	36					

Key: ☆ refers to primary goal; + refers to positive impact

¹⁵¹ Totals contain partial data for FY 2017–2018 because of the time delay between receiving applications, processing, verifying, approving and mailing the rebate check.

¹⁵² Assumes a quantification period of 2.5 years based on vehicle ownership requirement.

¹⁵³ Totals may not add up due to rounding.

¹⁵⁴ A small portion of the incentives were from the Public Fleet Pilot Project and received maximum rebate amounts of PHEV: \$5,250, BEV: \$10,000; FCEV: \$15,000.

Table 7 Costs and Benefits of the ZEVs and PHEVs Incentivized through CVRP from FY 2014-15 through FY 2017-2018¹⁵⁵ by Rebate Type^{156,157}

Incentive Type	Funds Spent (\$ in millions)	Max Rebate per Recipient Type	Vehicles Funded	GHG Reduction (1,000 of metric tons of CO _{2e})	NOx Reduction (tons)	PM 2.5 Reduction (tons)	ROG Reduction (tons)	Health	Accelerating Market Transformation	Benefiting Priority Populations	Jobs	Energy and Fuel Savings
Standard Rebate for Individuals	\$406	PHEV: \$1,500 BEV: \$2,500 FCEV: \$5,000	184,849	1,409 (\$288/MT)	167	59	34	+	☆	+	+	+
Increased Rebate for Low-Income Individuals	\$40	PHEV: \$3,500 BEV: \$4,500 FCEV: \$7,000	9,859	77 (\$510/MT)	8	3	2			☆		
Rebates for Fleets	\$19	PHEV: \$3,500 BEV: \$4,500 FCEV: \$7,000 ¹⁵⁸	6,589 ¹⁵⁹	29 (\$655/MT)	4	1	1			+: standard rebate; ☆: increased rebate for public fleets in DACs		
TOTAL	\$465		201,297	1,515 (\$307/MT)	179	64	36			+: standard rebates ☆: increased rebates		

Key: ☆ refers to primary goal; + refers to positive impact; N.A refers to not applicable or no impact

¹⁵⁵ Totals contain partial data for FY 2017–2018.

¹⁵⁶ Assumes a quantification period of 2.5 years based on vehicle ownership requirement.

¹⁵⁷ Totals may not add up due to rounding.

¹⁵⁸ The maximum rebate for the Public Fleet Pilot Project used to be higher (PHEV: \$5,250, BEV: \$10,000; FCEV: \$15,000) than is currently available for public fleets located in or primarily operating within disadvantaged communities. Other fleets receive the standard rebate amounts.

¹⁵⁹ A total of 735 of these were an increased rebate for public fleets located or operating mainly within disadvantaged communities through the Public Fleet Pilot Project.

ii. Clean Cars 4 All

Clean Cars 4 All (formerly known as the Enhanced Fleet Modernization Program Plus-Up or EFMP Plus-Up) aims to improve transportation equity by helping lower-income Californians living in disadvantaged communities afford and benefit from clean transportation options. The incentive amounts provided through Clean Cars 4 All increase with decreasing income level of participating households. A more in-depth program description can be found in Appendix B. In terms of equity, the program has been very effective, with over 88 percent (i.e., 1,685) of BEV and PHEV participants reporting annual incomes below 225 percent of the federal poverty level, which is \$56,475 per year for a family of four. The costs and benefits quantified for the first three years of the Clean Cars 4 All program for the BEVs and PHEVs incentivized are shown in Table 5. Because this program targets low-income consumers, CARB staff expects that few free-riders¹⁶⁰ have participated in Clean Cars 4 All.

During the first three years of the program,¹⁶¹ Clean Cars 4 All spent approximately \$17 million State dollars to incentivize the scrappage of functioning, high-polluting vehicles and replacement with 1,396 PHEVs and 518 BEVs. A total of 15,000 metric tons of GHG¹⁶² is attributed to these vehicles,¹⁶³ with about a third of these reductions coming from BEVs and the rest from PHEVs. A more detailed description of the quantification methods for this analysis can be found in Appendix C. Clean Cars 4 All also incentivizes conventional hybrids and mobility options such as transit passes, but those are not quantified here because they are outside of the scope of SB 498. Although there were no fuel cell electric vehicles incentivized by the program during the first three years, two were funded in FY 2018–19.

The average cost-effectiveness is \$1,133 per metric ton of GHG reduced¹⁶⁴ for Clean Cars 4 All during the three-year vehicle ownership requirement. As with CVRP, this is likely a conservative estimate, since the majority of the incentivized vehicles remain in California after this ownership requirement, and as a result the emission benefits are likely to be higher and cost less per ton. As shown in Table 8, the cost-effectiveness varies by vehicle technology. For BEVs, the average cost-effectiveness is \$1000 per metric ton of GHG reduction compared to \$1,300 for a plug-in hybrid vehicle. The difference is attributed to a greater emission reduction per vehicle for BEVs compared

¹⁶⁰ A free-rider in this case would be individuals receiving an incentive who would have purchased a ZEV even in the absence of the incentive.

¹⁶¹ The program was first implemented in FY 2015-16.

¹⁶² This number is similar to the 19,000 MTCO_{2e} reported in the [2019 California Climate Investments Annual Report](#). This difference is mostly due to this report excluding the conventional hybrid vehicles that were incentivized.

¹⁶³ Although the vehicles were incentivized during the fiscal years analyzed, the emission benefits are calculated for a quantification period of three years based on the vehicle ownership requirement for Clean Cars 4 All. So for vehicles funded in FY 2016-17 and FY 2017-18 the emissions quantified include those that haven't happened as of publication of this report.

¹⁶⁴ This value is similar to the \$1,138 per MTCO_{2e} reported in the 2019 California Climate Investments Annual Report. https://ww3.arb.ca.gov/cc/capandtrade/auctionproceeds/2019_cci_annual_report.pdf.

to PHEVs and because the monetary incentive is the same regardless of vehicle type for households with the same income. However, program participants have preferred getting a PHEV over a BEV.

Table 8 Costs and Benefits of the ZEVs and PHEVs Incentivized through the Clean Cars 4 All from FY 2015-16 through FY 2017-2018^{165, 166}

Vehicle Type	Funds Spent (\$ in millions)	Rebate by Income	Vehicles Funded	GHG Reduction (1,000 of metric tons of CO _{2e})	NOx Reduction (tons)	PM 2.5 Reduction (tons)	ROG Reduction (tons)	Health	Accelerating Market Transformation	Benefiting Priority Populations	Jobs	Energy and Fuel Savings
PHEV	\$13	Based on federal poverty level: \$9,500 for ≤ 225%, \$7,500 for ≤ 300%, and \$5,500 for ≤ 400%	1,396	10 (\$1,300/MT)	15	<1	5			☆	+	+
BEV	\$5		518	5 (\$1,000/MT)	6	<1	2					
TOTAL	\$17		1,914	15 (\$1,133/MT)	20	1	6					

Key: ☆ refers to primary goal; + refers to positive impact

¹⁶⁵ Assumes a quantification period of 3 years based on vehicle ownership requirement.

¹⁶⁶ Totals may not add up due to rounding.

iii. Hybrid and Zero-Emission Truck and Bus Voucher Incentive Project (HVIP)

HVIP accelerates the deployment of zero-emission trucks and buses in California. A more in-depth program description can be found in Appendix B. The costs and benefits quantified for the ZEVs supported by HVIP during fiscal years 2014-15 through 2017-18 are shown in Table 9, based upon 15 years of assumed vehicle life. A more detailed description of the quantification methods for this analysis can be found in Appendix C.

For the purposes of this quantification, the ZEVs incentivized by HVIP were categorized into five groups: electric heavy-duty trucks, electric urban buses, fuel cell electric fuel buses, electric school buses, and utility trucks equipped with an electric power takeoff system. During these fiscal years, HVIP spent approximately \$188 million to incentivize 1,268 zero-emission heavy-duty trucks, 548 zero-emission buses, and 189 utility trucks equipped with an ePTO.¹⁶⁷ It should be noted that the above numbers are an estimate based on the vouchers that have been requested and redeemed. HVIP vouchers are redeemed after a vehicle has been delivered and adjustments to the numbers above may occur. As August 1, 2019, nearly 600 vehicles have been delivered—with funding from between FY 2014-15 and FY 2017-18—and are operating on California roads.

Table 9 shows approximately 850,000 tons of GHG emission reductions¹⁶⁸ are attributed to the vehicles funded during these fiscal years. About equal GHG emission reductions come from the electric urban buses (40 percent) and the trucks equipped with ePTO (36 percent), followed by the electric heavy-duty trucks (19 percent). Electric urban buses had the largest per vehicle average emission reductions due to their high usage compared to the other vehicle categories (see Appendix C for details), but there were more utility trucks equipped with ePTO incentivized. HVIP does incentivize conventional hybrids and low NO_x technology, but those are not quantified here because they are outside of the scope of this report on ZEV vehicles.

The average cost is \$221 per metric ton of GHG reduced¹⁶⁹ over 15 years of vehicle life for the zero-emission trucks and buses incentivized through HVIP. As shown in Table 9, incentivizing trucks equipped with ePTO is more cost-effective from an emissions reduction perspective due to the relatively small average incentive provided for this category compared to incentivizing the other vehicle categories (e.g., about \$24,000 compared to an average of \$94,000). For example, it cost \$39 per metric ton of GHG reduction for a truck equipped with ePTO versus \$667 for a fuel cell electric urban bus, and \$382 for an electric heavy-duty truck. However, to help transition all trucks and

¹⁶⁷ These values are for the combined number of HVIP vouchers requested and redeemed. HVIP vouchers are paid to the dealer upon the delivery of the vehicles to the customer.

¹⁶⁸ This number is similar to the 879,000 MTCO_{2e} reported in the [2019 California Climate Investments Annual Report](#). This difference is mostly due to this report excluding the conventional hybrid and low NO_x vehicles that were incentivized.

¹⁶⁹ This value is similar to the \$259 per MTCO_{2e} reported in the [2019 California Climate Investments Annual Report](#).

buses in California to zero-emission technology to meet the State's air quality and climate goals, the California should continue investing in the heavy-duty ZEV market until it has matured to the point where the incentives are no longer needed.

Table 9 Costs and Benefits of the Zero-Emission Trucks and Buses Incentivized through HVIP from FY 2014-15 through FY 2017-2018 by Vehicle Type^{170,171}

Vehicle Type	Funds Spent ¹⁷² (\$ in millions)	Average Rebate per Vehicle Type (\$ in thousands)	Vehicles Funded	GHG Reduction (1,000 of metric tons of CO _{2e})	NOx Reduction (tons)	PM 2.5 Reduction (tons)	ROG Reduction (tons)	Health	Accelerating Market Transformation	Benefiting Priority Populations	Jobs	Energy and Fuel Savings
Electric Heavy-Duty Trucks ¹⁷³	\$112	\$88	1,268	293 (\$382/MT)	223	8	10	+	☆	+	+	+
Electric Urban Buses	\$60	\$124	483	438 (\$137/MT)	195	44	6					
Fuel Cell Electric Urban Buses	\$2	\$300	5	3 (\$667/MT)	2	<1	<1					
Electric School Buses	\$10	\$160	60	16 (\$625/MT)	17	2	1					
Trucks with ePTO	\$4	\$24	186	102 (\$39/MT)	228	<1	1					
TOTAL	\$188	\$94	2,005	852 (\$221/MT)	662	54	17					

Key: ☆ refers to primary goal; + refers to positive impact

¹⁷⁰ Assumes a quantification period of 15 years.

¹⁷¹ Totals may not add up due to rounding.

¹⁷² Total include funds spent and requested during these fiscal years.

¹⁷³ This category includes medium-heavy-duty and heavy-heavy-duty vehicles combined with 94 percent being in the medium-heavy-duty category.

iv. Zero-Emission Truck and Bus Pilot Projects

The Zero-Emission Truck and Bus Pilot Projects place a number of zero-emission trucks and buses in a handful of strategic truck or bus “hubs,” encouraging advanced technology clusters with infrastructure, marketing, workforce training, and other synergies. The truck or bus hubs are intended to support economies of scale in manufacturing, workforce training and vehicle maintenance and repair, and infrastructure/grid issues. A more detailed project description can be found in Appendix B. The costs and benefits quantified for the ZEVs supported by this project during fiscal years 2014-15 through 2017-18 are shown in Table 10, based upon 15 years of assumed vehicle life. A more detailed description of the quantification methods for this analysis can be found in Appendix C.

During these fiscal years, approximately \$80 million incentivized 46 electric heavy-duty trucks, 50 zero-emission urban buses, 29 electric school buses and supporting refueling infrastructure. Table 10 shows approximately 56,000 metric tons of GHG emission reduction¹⁷⁴ are attributed to the vehicles funded by this project during this period, with the most GHG emission reductions coming from the electric urban buses (41 percent) followed by the fuel cell electric urban buses (27 percent), and heavy-duty electric trucks (18 percent). The electric and fuel cell urban buses have the largest emission reductions per vehicle due to their high usage compared to the other vehicle categories (see Appendix C for details), similarly as for HVIP.

The average cost is \$1,429 per metric ton of GHG¹⁷⁵ reduced over 15 years of vehicle life for the zero-emission trucks and buses incentivized through the Zero-Emission Truck and Bus Pilot Projects. Incentivizing both electric urban and school buses are more cost-effective from an emissions reduction perspective compared to incentivizing the other vehicle categories. For example, it cost \$1,000 per metric ton of GHG reduction on average for both the electric urban buses and the electric school buses versus \$2,333 for the fuel cell electric urban buses. Due to the higher initial cost of hydrogen refueling infrastructure, the fuel cell electric urban bus received the highest funding per vehicle compared to the other categories. However, unlike the electric vehicle deployments, the transit agencies can purchase additional fuel cell electric urban buses with no additional infrastructure investment.

¹⁷⁴ This number is significantly lower than the 107,000 MTCO_{2e} reported in the [2019 California Climate Investments Annual Report](#). This difference is mostly due to different vehicle usage assumptions. The CCI report uses grantee provided projections, while this report uses published values that are much smaller than the projected. For example, for the CCI report the weighted average usage of zero-emission transit buses is 53,000 miles per year while for this report it is 30,000 miles per year. Once the projected usage values numbers have been verified they can be used in future analysis.

¹⁷⁵ This number is also significantly lower than the \$778 per MTCO_{2e} reported in the [2019 California Climate Investments Annual Report](#) due to the difference in vehicle usage assumptions.

Table 10 Costs and Benefits of the Zero-Emission Trucks and Buses Incentivized through Truck and Bus Pilot Projects from FY 2014-15 through FY 2017-2018 by Vehicle Type^{176, 177}

Vehicle Type	Funds Spent (\$ in millions)	Average Incentive per Vehicle Type (\$ in thousands)	Vehicles Funded	GHG Reduction (1,000 of metric tons of CO _{2e})	NOx Reduction (tons)	PM 2.5 Reduction (tons)	ROG Reduction (tons)	Health	Accelerating Market Transformation	Benefiting Priority Populations	Jobs	Energy and Fuel Savings
Electric Heavy-Duty Trucks ¹⁷⁸	\$14	\$321	46	10 (\$1,400/MT)	8	<1	<1	+	☆	☆	+	+
Electric Urban Buses	\$23	\$917	25	23 (\$1,000/MT)	10	2	<1					
Fuel Cell Electric Urban Buses	\$35	\$1,397	25	15 (\$2,333/MT)	10	2	<1					
Electric School Buses	\$8	\$265	29	8 (\$1,000/MT)	8	1	<1					
Overall	\$80	\$640	125	56 (\$1,429/MT)	36	6	1					

Key: ☆ refers to primary goal; + refers to positive impact

¹⁷⁶ Assumes a quantification period of 15 years.

¹⁷⁷ Totals may not add up due to rounding.

¹⁷⁸ This category includes medium-heavy-duty and heavy-heavy-duty vehicles combined.

v. Comparison of Cost-Benefit Results across Programs

This section compares the results of the cost-benefit analysis for CVRP, Clean Cars 4 All, HVIP, and the Zero-Emission Truck and Bus Pilot. Table 11 presents the overall program summary of the costs and benefits of the ZEVs and PHEVs incentivized with funds from fiscal years 2014-15 through 2017-18 for these programs, including the quantitative GHG and criteria pollutant emission benefits, along with the qualitative health, accelerating market transformation, benefiting priority populations, jobs, and energy and fuel savings benefits.

During these four fiscal years, CVRP spent the most to incentivize ZEVs and PHEVs, approximately 27 times as much as Clean Cars 4 All, 2.5 times as much as HVIP, and 6 times as much as the Zero-Emission Truck and Bus Pilot Projects. As a result, it is not surprising that CVRP has been a leading contributor to GHG emission reductions in transportation. CVRP has reduced GHG emissions by approximately 100 times more than Clean Cars 4 All, about 2 times as much as HVIP, and 27 times as much as the Zero-Emission Truck and Bus Pilot Project.

On a dollars-per-ton basis, CVRP and HVIP have similar cost-effective values (\$307 vs \$221 per metric ton of GHG emission reductions), while Clean Cars 4 All and the Zero-Emission Truck and Bus Pilot Project (\$1,133 and \$1,429 per metric ton of GHG emission reductions, respectively) are between 4 to 6 times less cost-effective than the former projects. Between the light-duty programs, the cost per metric ton of GHG reduced is much higher for Clean Cars 4 All compared to the Clean Vehicle Rebate Project because the per-vehicle incentive for Clean Cars 4 All is larger (up to \$9,500 compared to \$7,000), but the Clean Cars 4 All program is important for encouraging equitable access to ZEVs, including used ZEVs. Higher incentives are needed for programs aimed at low-income households in order to make these cleaner vehicle purchases possible, thus making them less cost-effective.

The cost per metric ton of GHG reduced is much higher for the Zero-Emission Truck and Bus Pilot Project program compared to that of HVIP because the incentives per vehicle for this program are much larger due to the "hub" design of the program. For example, the average spent per vehicle for Zero-Emission Truck and Bus Pilot Project was approximately \$640,000 in contrast to approximately \$94,000 for HVIP. For HVIP, the incentive reduces most of the upfront incremental costs of purchasing zero-emission heavy-duty trucks and buses. For the Zero-Emission Truck and Bus Pilot Project, while there is a 25 percent minimum matching funds requirement, the funding through this program covers a larger fraction of the total vehicle and infrastructure cost. It is worth emphasizing this is an early commercial program that seeks to advance zero-emission technology costs reductions and technology adoption by funding large deployments of these vehicles including the fueling and maintenance facilities, and training programs necessary to operate these vehicles within hubs to help gather data and lessons learned to educate others to help advance the ZEV market.

While the criteria pollutant emission reductions presented in Table 11 for CVRP, Clean Cars 4 All, HVIP, and the Zero-Emission Truck and Bus Pilot Project are modest relative to total PM 2.5, NO_x, and ROG emissions in California, in absolute terms these reductions are expected to reduce the incidence of illness and premature death associated with air pollution exposure. Due to the types of vehicles incentivized, the zero-emission trucks and buses incentivized through HVIP reduced the greatest NO_x emissions, but the light-duty vehicles incentivized through CVRP were the most effective at reducing PM 2.5 and ROG. As the ZEV market matures and the cost of the vehicles comes down, their associated air quality and health benefits are expected to increase.

Collectively, these ZEV programs are encouraging manufacturers to produce ZEVs, helping to build a sustainable consumer market for ZEVs, encouraging priority populations to access ZEVs, reducing GHG emissions, improving air quality and health, creating jobs in the ZEV market, and reducing petroleum usage and fuel costs. Therefore, these programs are helping to meet California's public health, air quality and climate goals while at the same producing other co-benefits. However, the magnitude and speed of change needed to achieve California's goals is unprecedented. Much more must be done to decrease the emissions from the transportation sector by decreasing the number of vehicles on the road, reducing both the number of miles they are driven and the time they idle, and electrifying the remaining vehicles in order to achieve these goals.

Table 11 Summary Comparison of the Costs and Benefits of the ZEVs and PHEVs Incentivized through the CARB Programs Quantified in this Report for Fiscal Years 2014-2015 through 2017-2018¹⁷⁹

Vehicle Sector	Program	Funds Spent ¹⁸⁰ (\$ in millions)	GHG Reduction (1,000 of metric tons of CO _{2e})	NOx Reduction (tons)	PM 2.5 Reduction (tons)	ROG Reduction (tons)	Health	Accelerating Market Transformation	Percent of Funds Benefiting Priority Populations ¹⁸¹	Jobs	Energy and Fuel Savings
Light-Duty	CVRP	\$465	1,515 (\$307/ton)	179	64	36	+	☆	27% ¹⁸² (\$126M)	+	+
	Clean Cars 4 All	\$17	15 (\$1,133/ton)	20	1	6	+	+	100% (\$17M)	+	+
Heavy-Duty	HVIP	\$188	852 (\$221/ton)	664	54	17	+	☆	69% (\$22M)	+	+
	Zero-Emission Truck and Bus Pilot Project	\$80	56 (\$1,429/ton)	36	6	1	+	☆	78% (\$62M)	+	+

Key: ☆ refers to primary goal, + refers to positive impact

¹⁷⁹ The quantification period varied by program based on program design as follows: CVRP = 2.5 years, Clean Cars 4 All = 3 years, HVIP and Zero-Emission Truck and Bus Pilot Project = 15 years. More details can be found in Appendix B.

¹⁸⁰ For HVIP, Total include funds spent and requested during these fiscal years.

¹⁸¹ For all vehicle technologies funded through Clean Cars 4 All, HVIP, and the Zero-Emission Truck and Bus Pilot Project (including conventional hybrid and low NOx vehicles) funded by the California Climate Investments beginning in Fiscal Year 2014-2015, as reported in [the 2019 CCI report](#).

¹⁸² Based on AB 1550 (Gomez, Chapter 369, Statute of 2016) definition for priority populations and reporting for FYs 2014-2015 through 2017-2018, [CVRP Stats downloadable dataset](#). Last updated June 26, 2019. Accessed July 15, 2019.

CHAPTER 6: COMPARISON WITH OTHER STATES' AND COUNTRIES' PROGRAMS

This section compares CARB's ZEV programs with those of other states and countries, as required by SB 498. Section A compares the purchase incentive programs and section B compares the regulatory programs.

A. ZEV Purchase Incentive Programs

Many jurisdictions outside of California incentivize the purchase of ZEVs to accelerate the ZEV market, improve local air quality, and reduce GHG emissions. There are a variety of types of purchase incentives: rebates, point-of-sale rebates, tax-based incentives (exemptions, subsidies, and credits), and feebate systems. Program structures also vary widely, regarding eligible vehicle technologies, electric driving range, the incentive each technology receives, whether they have a cap (either on the price of eligible vehicles or the number of incentives allowed per individual or household), whether used vehicles are included, etc. This section compares CARB's light-duty and heavy-duty purchase incentive programs with incentive programs in other jurisdictions.

California's main light-duty ZEV purchase incentive is the Clean Vehicle Rebate Project. This program provides a rebate after the vehicle is purchased, and the rebate amount varies by vehicle technology type, excludes PHEVs with an electric range below 35 miles, and is higher for lower-income consumers (those with household incomes at or below 300 percent of the federal poverty level). The program restricts the number of rebates a single individual can receive to two.¹⁸³ Participation in the program for BEV and PHEV consumers is restricted to single filers that earn less than \$150,000, head-of-household filers that earn less than \$204,000, and households that earn less than \$300,000 a year.¹⁸⁴ Starting in December 2019, eligible vehicles have a base Manufacturer Suggested Retail Price (MSRP) of \$60,000 or less, excepting FCEVs. CVRP is testing a pilot program in San Diego County that give applicants the option of prequalifying for CVRP they so can receive the incentive at the vehicle point-of-sale. A new point-of-sale purchase incentive for new light-duty electric vehicles, which will be available across the State starting in 2020, is being finalized by the CPUC and utilities and to be funded with Low Carbon Fuel Standard credit revenue.

Incentives provided during purchase, such as point-of-sale rebates and tax exemptions, have been more effective in inducing ZEV uptake, while tax credit incentives are the

¹⁸³ Starting in January 1, 2015.

¹⁸⁴ For complete income eligibility see <https://cleanvehiclerebate.org/eng/income-eligibility>.

least effective.¹⁸⁵ Table 12 shows the incentives offered by other jurisdictions studied for this report. British Columbia and Germany offer a rebate style incentive, as CVRP does. The U.S. provides an income tax credit of up to \$7,500 as the purchase incentive, which means ZEV consumers must have enough tax liability for the incentive to matter. Additionally, consumers can receive the incentive more than one year after the vehicle purchase depending on when they bought it during the tax year. Canada and the United Kingdom both offer a point-of-sale incentive of up to \$4,500.¹⁸⁶ France and Sweden both have a feebate system, which rewards or penalizes the purchase of vehicles based on their carbon dioxide emissions per distance driven.¹⁸⁶ The remaining type of ZEV purchase incentive involves some type of tax exemption, such as purchase, excise, value added tax, and registration tax. These tax incentives work because these countries have higher taxes for purchased goods than California and the U.S.

Characteristics of Well-Designed ZEV Purchase Incentives

Based on academic research, effective incentives should:

Be offered as an upfront financial incentive

Be combined with a disincentive for conventional vehicles

Be scaled by electric range

Exclude luxury ZEVs or consumers with very high-incomes

Be combined with ZEV outreach campaigns

Not be removed too early in the ZEV market

Be combined with other ZEV incentives: provision of refueling stations, free parking, carpool lane access, toll waivers, etc.

Source: Hardman, et al., 2018.

In contrast to countries, most states offer a rebate program similar to California's. New York recently launched a point-of-sale incentive provided at the vehicle dealership. In Connecticut, consumers can choose between a point-of-sale incentive applied to their vehicle purchase directly at the vehicle dealership or choose to have the incentive sent directly to them at a later time. A 2017 program evaluation found that approximately

¹⁸⁵ Hardman, et al., 2017. "The effectiveness of financial purchase incentives for battery electric vehicles – A review of the evidence." *Renewable and Sustainable Energy Reviews*, Volume 80, December 2017, Pages 1100-1111. <https://doi.org/10.1016/j.rser.2017.05.255>.

¹⁸⁶ Kong and Hardman, 2019. "Electric Vehicle Incentives in 13 Leading Electric Vehicle Markets." UCD-ITS-RR-19/04. <https://escholarship.org/uc/item/0fm3x5bh>.

80 percent of customers opted for rebates at the point-of-sale.¹⁸⁷ Maryland offers an excise tax reduction while New Jersey and Washington offer a sales tax exemption.

There are different requirements and eligibility for each jurisdiction's purchase incentive program. And these have changed over time. Some countries and states, such as Spain, the United Kingdom, Massachusetts, New Jersey, do not incentivize the purchase of PHEVs. Most jurisdictions provide a smaller incentive for PHEVs. Other jurisdictions do not incentivize the purchase of FCEVs, while others provide a large incentive towards FCEVs. Some jurisdictions have Manufacturer's Suggested Retail Price (MSRP) caps to exclude luxury vehicles, which California implemented starting in December 2019. Additionally, California excludes individuals and households with high-income from participating in the program. Two jurisdictions, Oregon and Pennsylvania, offer an increased incentive for low-income consumers similar to California. Few countries and states incentivize used ZEVs and PHEVs, with France, New Jersey, and Oregon being the exceptions. California does incentivize the purchase of used ZEVs and PHEVs, but only for lower-income consumers through the Financing Assistance for Lower-Income Consumers Project and Clean Cars 4 All.

Regarding heavy-duty purchase incentives, there are only a handful of other jurisdictions with some type of incentive for this sector (Table 13). Through HVIP, California provides a point-of-sale incentive for commercial zero-emission trucks and buses and other eligible vehicles with higher amounts given to vehicles within disadvantaged communities. The heavy-duty incentives in New York city and state, and India are similar to California's. Colorado and British Columbia offer incentives after the purchase of the vehicles. Each jurisdiction provides differing incentive amounts based on the specific vehicle type and weight. India only incentivizes buses.

¹⁸⁷ CSE, 2017. June 2017. "Evaluating the Connecticut Dealer Incentive for Electric Vehicle Sales." <https://energycenter.org/sites/default/files/docs/nav/research/CT-Dealer-IncentiveEvaluation-CSE-2017.pdf>.

Table 12 Comparison of Light-Duty Purchase Incentive Programs across Jurisdictions

Jurisdiction	Type of Incentive	BEV - Max. Incentive (\$ U.S)	PHEV - Max. Incentive (\$ U.S)	FCEV - Max. Incentive (\$ U.S)	Restrictions	Notes
California	Rebate (Clean Vehicle Rebate Project)	\$2,000 or \$4,500	\$1,000 or \$3,500	\$4,500 or \$7,000	Two rebates per household; Eligibility restricted for BEV and PHEV for single filers that earn > \$150,000, head-of-household filers that > \$204,000, and households that earn > \$300,000 a year. PHEVs eligible with electric range > 35 miles. MSRP cap at \$60,000	Effective 12/3/19. Higher incentive for low-income consumers (\leq 300% federal poverty level).
British Columbia ¹⁸⁸	Rebate	\$2,275	\$1,125 or \$2,275	\$2,275	MSRP cap at \$42,000; Only 1 rebate per individual	Effective 6/22/19; for PHEVs higher incentive available for vehicles with electric range > 52 miles.
Canada ¹⁸⁹	Point-of-sale	\$3,800	\$3,800 or \$1,900	\$3,800	Vehicles with fewer than 6 seats must have MSRP < \$33,800; incentive drops 75% in 2024 and 55% by 2026	Effective 5/1/19; Long-range PHEVs (battery > 15kWh) receive the larger incentive while smaller-range PHEVs the smaller incentive.

¹⁸⁸ Canadian Broadcasting Corporation, 2019. "B.C. government reduces EV rebates to between \$1.5K and \$3K per vehicle" Posted June 22, 2019. Accessed July 1, 2019. <https://www.cbc.ca/news/canada/british-columbia/b-c-government-reduces-ev-rebates-1.5186429>.

¹⁸⁹ Kong and Hardman, 2019. "Electric Vehicle Incentives in 13 Leading Electric Vehicle Markets." UCD-ITS-RR-19/04. <https://escholarship.org/uc/item/0fm3x5bh>.

Jurisdiction	Type of Incentive	BEV - Max. Incentive (\$ U.S)	PHEV - Max. Incentive (\$ U.S)	FCEV - Max. Incentive (\$ U.S)	Restrictions	Notes
China ^{189, 190}	Subsidy, acquisition and excise tax exemption	\$3,700	\$1,500		BEVs < 400 km range and PHEVs < 50 km range	Incentive based on electric range. Tax relief extended through 2020. ¹⁹¹
Colorado ¹⁹²	Tax credit	\$5,000	\$1,900		Leased vehicles get half the credit	Amount decreases over time and phases out in 2022.
Connecticut ¹⁹³	Point-of-sale rebate and rebate	\$2,000	\$1,000	\$5000	MSRP cap > \$50,000 for BEV/PHEV and > \$60,000 for FCEV; One rebate per individual, two for entities	Incentive scales with electric range; dealer fills out paperwork; incentive can be applied to purchase or lease at dealer or given directly to consumer after purchase; separate incentive for dealer (\$150 per vehicle sold).
Delaware ¹⁹⁴	Rebate	\$3,500	\$1,500		If MSRP > \$60,000 then incentive is only \$1,000	

¹⁹⁰ He and Cui, 2019. ICCT Policy Update. "[China announced 2019 subsidies for new energy vehicles.](#)" Posted June 18, 2019. Accessed July 15, 2019.

¹⁹¹ Ren 2019. South China Morning Post. June 30, 2019. "[Beijing's move to keep tax break on purchases of new-energy vehicles to support troubled auto sector, help biggest players.](#)" Accessed July 15, 2019.

¹⁹² Colorado Department of Revenue Taxation Division, 2019. "[Income 69: Innovative Motor Vehicle and Innovative Truck Credits.](#)"

¹⁹³ State of Connecticut Department of Energy & Environmental Protection, 2018 "[Connecticut Hydrogen and Electric Automobile Purchase Rebate.](#)" Accessed May 15, 2019.

¹⁹⁴ Department of Natural Resources and Environmental Control. "[The Delaware Clean Vehicle Rebate Program.](#)" Accessed May 15, 2019.

Jurisdiction	Type of Incentive	BEV - Max. Incentive (\$ U.S)	PHEV - Max. Incentive (\$ U.S)	FCEV - Max. Incentive (\$ U.S)	Restrictions	Notes
France ¹⁸⁹	Feebate	\$9,100	\$1,000	\$9,100		Feebate based on gCO ₂ /km: 20 = \$6,800; 21-60 = \$1,100; 60-120 = no subsidy; > 120 pay emission fee based on CO ₂ emissions; extra incentive of \$1,200 for getting used BEV.
Germany ¹⁸⁹	Rebate and tax exemption	\$4,600	\$3,400	\$4,600	MSRP cap of \$67,000 ¹⁹⁵	In effect through 2020.
India ¹⁹⁶	Subsidy				MSRP cap of \$21,000	Based on battery capacity at \$140 per kWh.
Japan ¹⁸⁹	Purchase tax subsidy	\$3,500	\$1,700	66% of similar gasoline vehicle price		Incentive based on electric range.

¹⁹⁵ Manthey, 2019. In Electrive.com. June 30, 2019. "[Environmental Bonus Officially extended in Germany.](#)" Accessed Aug 1, 2019.

¹⁹⁶ Reuters, 2019. "[India approves \\$1.4 billion electric vehicle incentive scheme.](#)" Posted February 28, 2019. Accessed July 1, 2019.

Jurisdiction	Type of Incentive	BEV - Max. Incentive (\$ U.S)	PHEV - Max. Incentive (\$ U.S)	FCEV - Max. Incentive (\$ U.S)	Restrictions	Notes
Maryland ¹⁹⁷	Excise tax reduction	\$3,000	\$3,000		MSRP < \$63,000; minimum PHEV battery capacity of 5 kWh	\$100 tax credit for every kWh battery capacity.
Massachusetts ¹⁹⁸	Rebate	\$1,500	none	\$1,500	MSRP < \$50,000	Funding available for purchases through September 2019, then program ends; no fleet rebates.
Netherlands ¹⁸⁹	Registration tax exemption and motor tax discount	\$8,000	\$3,800			Incentive based on gCO ₂ /km.
New Jersey ¹⁹⁹	Sales Tax Exemption		none			Includes used ZEVs.

¹⁹⁷ Maryland Department of Transportation Motor Vehicle Administration. "[Titling - Excise Tax Credit for Plug-in Electric Vehicles.](#)" Accessed August 15, 2019.

¹⁹⁸ [Massachusetts Offers Rebates For Electric Vehicles](#), 2019. Accessed July 15, 2019.

¹⁹⁹ State of New Jersey Department of Environmental Protection Bureau of Mobile Sources, 2018. "[Sales Tax Exemption – Zero Emission Vehicles.](#)" Accessed July 1, 2019.

Jurisdiction	Type of Incentive	BEV - Max. Incentive (\$ U.S)	PHEV - Max. Incentive (\$ U.S)	FCEV - Max. Incentive (\$ U.S)	Restrictions	Notes
New York ²⁰⁰	Point-of-sale	\$2,000	\$1,700		If MSRP > \$60,000 then incentive is only \$500	Incentive scales with electric range; point-of-sale rebate provided at dealership.
Norway ¹⁸⁹	Value added tax (VAT) and purchase tax exemptions	\$11,600 ²⁰¹	\$10,000			VAT based on 25% of purchase price; purchase tax is based on gCO ₂ /km, gNO _x /km and vehicle weight; BEV are exempt from both taxes.
Oregon ²⁰²	Point-of-sale rebate	\$2,500	\$1,500		MSRP < \$50,000	Have a separate low- and moderate-income incentive (\$2,500 for used BEV and \$5,000 for new BEV); eligibility based on household income <120% of the area median income for closest metropolitan statistical area.

²⁰⁰ New York State. "[How the Drive Clean Rebate Works.](#)" Accessed July 1, 2019.

²⁰¹ Estimate based on what comparable conventional vehicle would pay.

²⁰² Department of Environmental Quality. "[Oregon Clean Vehicle Rebate Program.](#)" Accessed July 1, 2019.

Jurisdiction	Type of Incentive	BEV - Max. Incentive (\$ U.S)	PHEV - Max. Incentive (\$ U.S)	FCEV - Max. Incentive (\$ U.S)	Restrictions	Notes
Pennsylvania ²⁰³	Rebate	\$1,500	\$1,000	\$1,500	MSRP < \$50,000 for BEV/PHEV and < \$75,000 for FCEV	\$1,000 rebate for used ZEVs with <75,000 miles bought through dealer \$1,000 additional incentive for low-income consumers (< 200% federal poverty level).
Portugal ¹⁸⁹	National subsidy and tax exemption	\$3,400	\$1,300		Vehicle MSRP < \$70,600	
South Korea ¹⁸⁹	Purchase subsidy and tax reduction	\$13,200	\$6,700			
Spain ¹⁸⁹	National subsidy and tax benefits	\$6,400	none			

²⁰³ Pennsylvania Department of Environmental Protection, 2019. "[Alternative Fuel Vehicle Rebate Program Guidance.](#)" June, 2019. Accessed July 1, 2019.

Jurisdiction	Type of Incentive	BEV - Max. Incentive (\$ U.S)	PHEV - Max. Incentive (\$ U.S)	FCEV - Max. Incentive (\$ U.S)	Restrictions	Notes
Sweden ¹⁸⁹	Feebate	\$6,500	\$2,400		Incentive cannot exceed 25% of the vehicle's new price	Feebate rewards vehicles with < 60 gCO ₂ /km and penalizes those with > 95 gCO ₂ /km. Before June 2018, incentive was a rebate.
United Kingdom ¹⁸⁹	Point of sale	\$4,500	none			Incentive based on electric range; Incentive changed on November 2018.
United States ²⁰⁴	Federal tax credit	\$7,500	\$7,500	none	Maximum incentive decreases in half every time vehicle manufacturer sells 200,000 PEVs. As of June 2019, Cadillac, Chevrolet, and Tesla have all sold > 200,000 PEVs.	Incentive based on the size of the battery capacity.
Washington ²⁰⁵	Sales and use tax exemption				MSRP < \$45,000 for new vehicles and < \$30,000 for used vehicles	Exemption applies to all or a portion of the vehicle's selling price that decreases over time. Used ZEVs are eligible for incentive.

²⁰⁴ U.S. Department of Energy Office of Energy Efficiency & Renewable Energy, 2019. "[Federal Tax Credits for All-Electric and Plug-in Hybrid Vehicles.](#)" Last updated June 20, 2019. . Accessed July 15, 2019.

²⁰⁵ Department of Revenue Washington State, 2019. "[Clean alternative fuel and plug-in hybrid vehicles - sales/use tax exemptions.](#)" Accessed August 1, 2019.

Table 13 Comparison of Heavy-Duty Purchase Incentive Programs across Jurisdictions

Jurisdiction	Type of Incentive	Max. Amount of Incentive (\$ U.S. dollars)	Vehicles Eligible	Notes
California ²⁰⁶	Point-of-sale voucher (HVIP)	\$315,000 depending on vehicle vocation, GVWR / bus length	Trucks: GVWR >5,001 lbs Transit Buses: > 20 ft Shuttle Buses: >8,501 lbs School Buses: >5,001 lbs Trucks equipped with ePTO (up to 50% of incremental cost): > 3 kWh	Higher amounts given to vehicles within disadvantaged communities and to fuel cell technology. Between 2020-24, California is exempting State sales and use taxes from transit buses if purchased by an eligible transit agency.
British Columbia ²⁰⁷	After purchase rebate (Specialty-Use Vehicle Incentive Program)	\$38,000 or 35% of MSRP	On-road medium- and heavy-duty vehicles, forklifts, airport and port specialty vehicles	5 rebates per fleet; applications must be received within 90 days after purchase; until March 1, 2020; incentive depends on MSRP and battery capacity.
China ^{208, 209}	Acquisition tax and excise tax exemption	\$7,700 for BEVs,\$4,900 for PHEVs, \$58,000 for FCEVs		These incentives go into effect in mid-2019 and are about half of the previous incentives. Determined as a function of battery capacity and type of technology, with a base subsidy for BEVs of \$50/kWh and PHEVs of \$70/kWh. This base subsidy is multiplied by a vehicle weight factor that is larger for BEVs than PHEVs and increases with increasing weight.

²⁰⁶ CALSTART, 2019. "[California HVIP](#)." Accessed August 15, 2019.

²⁰⁷ "[Specialty-Use Vehicle Incentive Program](#)." Accessed August 1, 2019.

²⁰⁸ He and Cui, 2019. ICCT Policy Update. "[China announced 2019 subsidies for new energy vehicles](#)." Posted June 18, 2019. Accessed July 15, 2019.

²⁰⁹ "[Beijing's move to keep tax break on purchases of new-energy vehicles](#)." Posted June 30, 2019. Accessed July 15, 2019.

Jurisdiction	Type of Incentive	Max. Amount of Incentive (\$ U.S. dollars)	Vehicles Eligible	Notes
New York ²¹⁰	Point of sale	\$150,000 or up to 80% of incremental cost per vehicle depending on GVWR	Applies to class 3 - 8 Private and Public Fleet Vehicles	Vehicle must be domiciled and operated 70% of the time in one of New York State's 30 counties in non-attainment.
New York City ²¹⁰	Point of sale	\$60,000 or up to 80% of incremental cost per vehicle depending on GVWR	Applies to class 2 - 8 vehicles	Vehicle must be domiciled (registered and garaged) and operate 70% of the time in the five boroughs of New York City.
Colorado ²¹¹	Tax credit	\$20,000 for trucks GVWR >26,000	GVWR > 10,000	Amount decreases over time and phases out in 2022; leased vehicles get half the credit; includes a higher incentive for the heaviest platform (\$20K for GVWR >26,000).
India ²¹²	Subsidy	Up to \$140,000	Buses (no trucks)	Based on battery capacity at \$140 per kWh. Estimate funding will cover 7,090 buses; higher incentives given for vehicles produced within India.

²¹⁰ <https://truck-vip.ny.gov/>

²¹¹ Colorado Department of Revenue Taxation Division, 2019. "[Income 69: Innovative Motor Vehicle and Innovative Truck Credits.](#)"

²¹² Bahree, 2019. Forbes. "[India Offers \\$1.4 Billion In Subsidies To Support The Domestic Electric Vehicle Industry.](#)" Posted March 9, 2019. Accessed July 15, 2019.

B. ZEV Regulations

This section provides a high-level overview of California's ZEV adopted and proposed regulations for light-, medium-, and heavy-duty vehicles compared with other states and countries, as shown in Table 14. There are several types of regulations that states and countries have adopted. Some apply strictly to vehicle manufacturers and require them to produce ZEVs for sale in the applicable state or country. Other regulations may require vehicle manufacturers to reduce CO₂ emissions of the vehicles they sell with flexibility in meeting those standards by producing ZEVs. Another type of regulation requires fleets to operate with certain number of ZEVs or zero-emission miles.

Since 1990, California's light-duty ZEV regulation has led the way for other states and countries as they pursue air quality and climate goals. As of August 15, 2019, California's ZEV regulation has been adopted by ten other states, called the Section 177 ZEV states.²¹³ China and Canada's provinces of Québec and British Columbia patterned their light-duty ZEV regulations after California's. The European Union is very close to adopting new CO₂ emission performance standards for light-, medium-, and heavy-duty vehicles, with a mechanism to incentivize ZEV sales. India has no light-duty GHG emission or ZEV regulation, but has a ZEV target and supporting policies.

To date, there are no medium- and heavy-duty vehicle ZEV regulations in the world except for California's recently approved Advanced Clean Trucks Regulation as well the fleet requirement through the Innovative Clean Transit and Zero-Emission Airport Shuttle Bus regulations. California is also proposing a Clean Miles Standard targeting transportation network companies. The United States and the European Union have GHG emission standards for light-, medium- and heavy-duty vehicles. Cities such as Shenzhen in China have ambitious transportation electrification goals and have already transitioned 100 percent of its transit buses to ZEVs.

For a more in-depth review of all ZEV mandates, please refer to the International Council on Clean Transportation's "Overview of Global Zero-Emission Vehicle Mandate Programs."²¹⁴

²¹³ Section 177 of the Clean Air Act (42 U.S.C. §7507) authorizes other states to choose to adopt California's standards in lieu of federal requirements. States are not required to seek U.S. EPA approval before adopting California's standards. Thirteen other states have adopted California's Low Emission Vehicle Regulations and ten of those have adopted California's ZEV Regulation.

²¹⁴ Rokadiya and Yang, 2019. ICCT Briefing, "Overview of Global Zero-Emission Vehicle Mandate Programs." April 2019. <https://theicct.org/publications/global-zero-emission-vehicle-mandate-program>. Accessed August 1, 2019.

Table 14 Jurisdictions with Light-, Medium-, and Heavy-Duty ZEV Regulations Adopted and Proposed

Jurisdiction	ZEV Regulation	Type of Requirement
California	Light-duty ZEV regulation through MY 2025	Manufacturer vehicle production
	Innovative Clean Transit Regulation begins in 2020 with 100 percent zero-emission public transit bus fleet by 2040	Fleet requirement: transit agencies
	Zero-Emission Airport Shuttle Bus Regulation begins in 2022	Fleet requirement: airport shuttles
	Advanced Clean Trucks begins in 2024	Manufacturer vehicle production
	Clean Miles Standard, in development to begin in 2023	Fleet requirement: transportation network companies
Section 177 ZEV States²¹⁵	Light-duty ZEV regulation same requirements as California's ZEV regulation	Manufacturer vehicle production
Québec, Canada	Light-duty ZEV regulation through MY 2025	Manufacturer vehicle production (new and used eligible vehicles)
British Columbia, Canada	Light-duty ZEV regulation for MY 2020 and beyond	Manufacturer vehicle production
China	Light-duty New Energy Vehicle (NEV) regulation 2019-2020 adopted; regulation for 2021-23 in development	Manufacturer vehicle production
European Union	Light-, medium-, and heavy-duty vehicles fleet-wide CO ₂ emission targets for 2025, 2030 with voluntary ZEV quotas as a compliance flexibility	Manufacturer's fleet-wide CO ₂ emissions reduction
India	ZEV target of 30% of all vehicle sales by 2030 with 3-year electrification program (no CO ₂ emissions reduction or ZEV mandate)	ZEV targets but no requirements

²¹⁵ These states are: Colorado, Connecticut, Maine, Maryland, Massachusetts, New York, New Jersey, Oregon, Rhode Island and Vermont.

i. California

Light-Duty Vehicle Manufacturer Regulations. As described earlier in this report and in Appendix B, CARB’s Advanced Clean Cars is a package of coordinated standards that controls smog-causing pollutants and GHG emissions from passenger vehicles in California. It includes the Low-Emission Vehicle (LEV) Criteria Pollutant Emissions Program, the Greenhouse Gas Vehicle (GHG) Program, and the ZEV program. The ZEV program is the technology-forcing component that requires vehicle manufacturers to produce a number of ZEVs and plug-in hybrids each year, based on the total number of vehicles sold in California by the manufacturer. Manufacturers with higher overall sales of all vehicles must make more ZEVs. Requirements range from 4.5 percent in terms of credits in 2018 to 22 percent by 2025 and are based on electric driving range. Credits not needed for compliance in any year can be banked for future use, traded, or sold to other manufacturers. CARB releases annual credit bank balances, the total number of vehicles produced for that model year, and the total number of ZEVs and PHEVs.²¹⁶ Because the ZEV regulation is a credit requirement, it is difficult to precisely predict the number of vehicles that will result from the regulation. Updated estimates using publicly available information show about 8 percent of California new vehicle sales in 2025 are expected to be ZEVs and PHEVs.²¹⁷

Medium- and Heavy-Duty Fleet Regulations. CARB approved the first-of-its kind regulation in the U.S. that sets a goal for public transit agencies to gradually transition to 100 percent zero-emission bus fleets by 2040. The Innovative Clean Transit rule was adopted on December 14, 2018. To transition to an all zero-emission bus fleet by 2040, each transit agency will submit a rollout plan demonstrating how it plans to purchase clean buses, build out necessary infrastructure, and train the required workforce. The rollout plans are due in 2020 for large transit agencies and in 2023 for small agencies. Agencies will then follow a phased schedule from 2023 until 2029, by which date 100 percent of annual new bus purchases will be zero-emission. To encourage early action, the zero-emission purchase requirement would not start until 2025 if a minimum number of zero-emission bus purchases are made by the end of 2021.²¹⁸

On June 27, 2019, CARB approved the Zero-Emission Airport Shuttle rule that will require airport shuttles with fixed routes serving California’s 13 largest airports to transition to 100 percent zero-emission vehicles by 2035.²¹⁹ The rule will be phased in

²¹⁶ CARB. “Zero-Emission Vehicle Program.” <https://ww2.arb.ca.gov/our-work/programs/zero-emission-vehicle-program/about>. Accessed July 1, 2019.

²¹⁷ CARB. “Advanced Clean Cars Program.” <https://ww2.arb.ca.gov/our-work/programs/advanced-clean-cars-program/about>. Accessed July 1, 2019.

²¹⁸ CARB, 2018. Press release # 18-65. December 14, 2018. “California Transitioning to all-electric public bus fleet by 2040.” <https://ww2.arb.ca.gov/news/california-transitioning-all-electric-public-bus-fleet-2040>. Accessed July 1, 2019.

²¹⁹ CARB, 2019. Press release # 19-30. June 27, 2019. “California Air Resources Board Approves Comprehensive Effort to Clean up Airport Shuttles.” <https://ww2.arb.ca.gov/news/california-air-resources-board-approves-comprehensive-effort-clean-airport-shuttles>. Accessed July 15, 2019.

over a 13-year period beginning in 2022. CARB is also developing a proposal for zero-emission airport ground support equipment.

The Zero-Emission Powertrain Certification Regulation, approved on June 27, 2019, establishes a new optional certification pathway for heavy-duty electric and fuel cell electric vehicles and the zero-emission powertrains they use. It provides additional market transparency and helps ensure effective in-use support for such vehicles and powertrains.²²⁰

The Advanced Clean Truck Regulation is part of a holistic approach to accelerate a large-scale transition to zero-emission medium- and heavy-duty vehicles from class 2B to class 8. The regulation has two components including a manufacturer's sales requirement and a reporting requirement.²²¹

- Zero-emission truck sales: Manufacturers who certify class 2B-8 chassis or complete vehicles with combustion engines would have to sell zero-emission trucks as an increasing percentage of their annual California sales from 2024 to 2035. By 2035, 55 percent of all class 2B – 3, 75 percent of class 4 – 8 straight trucks, and 40 percent of class 7 – 8 tractor trucks sales would need to be zero-emission.
- Company and fleet reporting: Fleet owners would have to report about their existing fleet operations. This information would help identify future strategies to ensure that fleets purchase zero-emission trucks and place them in service where suitable to meet their needs.

The Advanced Clean Truck Regulation was approved in June 2020.

ii. Section 177 ZEV States

Other U.S. states can adopt California's standards through Section 177 of the Federal Clean Air Act, hence why they are often called the Section 177 states. There are 13 states that have adopted California's LEV regulation and of those, ten states have adopted California's ZEV regulation: Colorado, Connecticut, Maine, Maryland, Massachusetts, New York, New Jersey, Oregon, Rhode Island and Vermont. Together with California, these states represent nearly 30 percent of new light-duty vehicle sales in the United States.

²²⁰ CARB, 2019. "Proposed Alternative Certification Requirements and Test Procedures for Heavy-Duty Electric and Fuel-Cell Vehicles and Proposed Standards and Test Procedures for Zero-Emission Powertrains."

<https://ww2.arb.ca.gov/rulemaking/2019/zepcert2019>. Accessed July 15, 2019.

²²¹ CARB, 2020. June 25, 2020. "Proposed Advanced Clean Truck Regulation."

<https://ww3.arb.ca.gov/board/books/2020/062520/20-6-3pres.pdf>. Accessed June 26, 2020.

iii. Québec

Québec was the first province in Canada to adopt a ZEV standard patterned largely after California's ZEV regulation.²²² The standard applies to intermediate and large volume vehicle manufacturers, and credits are earned on the sale or lease of ZEVs, conventional hybrid vehicles and hydrogen combustion engine vehicles in the Québec market.²²³ Manufacturers had to earn credits starting with model year 2018, with a target of 3.5 percent of their new light-duty vehicles sales in credits increasing to 22 percent in 2025. In 2020, the target for large volume manufacturers is 9.5 percent, and 6 percent of their credits must be exclusively from the sales or leases of ZEVs. One unique feature of Québec's ZEV regulation is that used vehicles that are reconditioned by vehicle manufacturers and registered in Québec are eligible for credits.²²⁴

iv. British Columbia

On May 29, 2019, British Columbia (BC) passed the Zero-Emission Vehicles Act (ZEVA), which will require all new light-duty vehicles sold in the province to be zero-emission by 2040. The target will be phased in with 10 percent of new light-duty vehicle sales by 2025, 30 percent by 2030, and 100 percent by 2040. Vehicle manufacturers will have to meet the standards beginning with model year 2020.²²⁵ The government committed to the ZEV mandate in November 2018 as part of its CleanBC²²⁶ initiative, which targets cleaner transportation including battery electric, plug-in hybrid and hydrogen fuel cell vehicles. The BC ZEV mandate will be based on regulations already in effect in Québec and California.²²⁷

v. China

In China, New Energy Vehicles (NEVs) refer to vehicles with powertrains driven completely by new energy sources, including PHEVs, BEVs and FCEVs (what we call ZEVs). China's NEV mandate is a modified version of California's and is implemented at the national level. For a more in-depth description, see the International Council on Clean Transportation's (ICCT) report on China's ZEV mandate policy published in January 2018.²²⁸

In 2017, China finalized the NEV mandate policy for passenger vehicles which took effect April 1, 2018. While modeled after California's program, China's rule has additional compliance flexibility related to China's existing fuel consumption

²²² Ministère de l'Environnement et de la Lutte contre les changements climatiques, 2019. "[The Zero-Emission Vehicle \(ZEV\) Standard](#)." Accessed August 1, 2019.

²²³ Ministère de l'Environnement et de la Lutte contre les changements climatiques. "[Québec Leads the Way with its ZEV Standard](#)." Accessed August 1, 2019.

²²⁴ List of ZEV Standard new or reconditioned motor vehicles eligible for credits available at http://www.environnement.gouv.qc.ca/changementsclimatiques/vze/ListeVZE_admissibles.pdf.

²²⁵ Green Car Congress, 2019. June 3, 2019. "[British Columbia passes Zero-Emission Vehicles Act; 10 percent LDVs ZEV by 2025, 100 percent by 2040](#)." Accessed August 1, 2019.

²²⁶ British Columbia CleanBC, "[Cleaner Transportation](#)", Accessed August 1, 2019.

²²⁷ Energy, Mines and Petroleum Resources British Columbia, 2019. May 29, 2019. "[New Act Ensures B.C. Remains Leader on Clean Energy Vehicles](#)." Accessed August 1, 2019.

²²⁸ Cui, 2018. ICCT Policy Update. January 2018. "[China's New Energy Vehicle Mandate Policy \(Final Rule\)](#)".

regulation. NEV sales generate credits based on characteristics such as electric range, energy efficiency, and for FCEVs—the rated power of fuel cell systems. The credits apply to all vehicle manufacturers with annual production or import volume of at least 30,000 conventional passenger vehicles. The rule established NEV credit targets of 10 percent of the conventional passenger vehicle market in 2019 and 12 percent in 2020. ICCT estimates that the NEV mandate will cause 2 percent to 10.7 percent market share for NEVs by 2020.²²⁹ The target for total NEVs in 2020 is 5 million, representing 20 percent of annual automobile production in China.

In July 2019, China updated the NEV regulation and added NEV credit requirements of 14 percent in 2021, 16 percent in 2022 and 18 percent in 2023.²³⁰ The recent NEV credit policy update is twice as stringent per vehicle as the 2019-2020 credit requirement. The NEV policy update also allows credit banking for up to 4 years, but after the first year, remaining credits are discounted by 50 percent each year.²³¹ They can also be used to offset deficits in corporate average fuel consumption (CAFC) standards if manufacturers fail to meet NEV credit targets. China can deny approval for new models that do not meet their specific fuel consumption standards until NEV credit deficits are met

Cities within China have their own ZEV targets and policies, including the Shenzhen megalopolis, which has completely electrified its bus fleet of over 16,000 buses in the last decade. There are over 385,000 fully-electric buses in the world and 99 percent of them are in China.^{232, 233}

vi. European Union

Light-Duty Vehicle Manufacturer Regulations. Although the European Union (EU)²³⁴ has no ZEV regulation, they have adopted a regulation setting a CO₂ emission performance standard for new passenger cars and light commercial vehicles (vans) in the EU for the period after 2020. Manufacturers must meet the new targets set for fleet-wide average emissions in a calendar year from 2025 onward with stricter targets applying in 2030.²³⁵ The targets are defined as a percentage reduction from 2021:

- Cars: 15 percent reduction from 2025 onward and 37.5 percent reduction from 2030 onward

²²⁹ Rokadiya and Yang, 2019.

²³⁰ Shen, 2019. Technode. July 10, 2019. "[China Refines NEV Mandate Policy to Boost Overlooked Hybrid Vehicles.](#)" Accessed August 1, 2019.

²³¹ For example, 100 credits in the year the credits are awarded would decrease to 50 credits in the 2nd year, 25 credits in the 3rd year, and 12.5 in the 4th year.

²³² Poon, 2018. CityLab. May 8, 2018. "[How China Took Charge of the Electric Bus Revolution.](#)" Accessed August 1, 2019.

²³³ Bloomberg New Energy Finance, 2018. March 29, 2018. "[Electric Buses in Cities.](#)" Accessed August 1, 2019.

²³⁴ EU is comprised of 28 member countries.

²³⁵ European Commission, 2019. "[Post-2020 CO2 Emission Performance Standards for Cars and Vans.](#)" Accessed August 1, 2019.

- Vans: 15 percent reductions from 2025 onward and 31 percent reduction from 2030 onward

To incentivize zero-emission or low emission vehicles (ZLEVs), the EU will institute a crediting system starting in 2025 which results in relaxing the CO₂ emission target if these benchmarks met:

- Cars: 15 percent ZLEV from 2025 onward and 35 percent ZLEV from 2030 onward
- Vans: 15 percent ZLEV from 2025 onward and 30 percent ZLEV from 2030 onward

Additional details of the incentives include a maximum 5 percent cap on the CO₂ emissions target relaxation.

The new regulation is expected to result in a 23 percent reduction of GHG emissions from on-road transportation in 2030 compared to 2005 and a gradual transition to zero-emission mobility with sufficient time for the automotive workforce to adapt.

Heavy-Duty Vehicle Manufacturer Regulations. For the first time in the European Union, on February 19, 2019, representatives agreed on a compromise setting CO₂ emission standards for new heavy-duty vehicles. The targets reduce the average CO₂ emissions from the highest-emitting HDV segments by 15 percent in 2025 and by 30 percent in 2030, both relative to a baseline determined from 2019 and 2020 data.²³⁶ The new standards include a strategy to account for ZLEVs in the fleet with super-credits available from 2019 to 2024, and from 2025 onward a ZLEV benchmark applies. The ZLEV incentives, however, can reduce the average emissions of a manufacturer only by a maximum of 3 percent. The standards are expected to be adopted by the European Parliament and European Council with no further modifications.²³⁷

vii. India

India does not currently have a ZEV regulation but it has been moving forward with transportation electrification and targets for electric vehicle adoption. In 2013, the Government of India launched a National Electric Mobility Mission Plan 2020²³⁸ which provides the vision and roadmap for the fast adoption of the full range of hybrid and electric vehicles as well as their manufacturing in India. On April 1, 2015, India established the first phase of the scheme for Faster Adoption and Manufacturing of Hybrid and Electric Vehicles in India (FAME India). After some delays and extensions, India established the three year FAME 2 program to begin on April 1 2019. FAME 2 has a budget of 1.4 billion dollars and will support the purchase of 1 million electric

²³⁶ Rodriguez, 2019. ICCT Policy Update. April 16, 2019. "[CO2 Standards for Heavy-Duty Vehicles in the European Union.](#)" Accessed August 1, 2019.

²³⁷ Ibid

²³⁸ Department of Heavy Industry Government of India, 2012. "[National Electric Mobility Mission Plan 2020.](#)" Accessed August 1, 2019.

motorbikes, 500,000 three-wheelers, 55,000 electric four-wheelers, and 7,000 electric buses, as well as charging infrastructure.²³⁹ India also launched the EV@30 campaign as a member of Electric Vehicles International (EVI) to have electric vehicles contribute 30 percent of all vehicle sales by 2030. There are also several Indian states committing to adopting electric vehicle policies such as attracting investments, consumer incentives, charging infrastructure, research, manufacturing incentives, and job creation.²⁴⁰

²³⁹ Shah, 2019. Reuters. February 28, 2019. "[India Approves \\$1.4 Billion Electric Vehicle Incentive Scheme.](#)" Accessed August 1, 2019.

²⁴⁰ Poojary, 2019. Yourstory. March 29, 2019. "[Eight States in India are Racing Ahead, Boosting Electric Vehicles through Policy Groundwork.](#)" Accessed August 1, 2019.

CHAPTER 7: LESSONS LEARNED

CARB has learned many lessons, which inform this report's policy recommendations, through the implementation of ZEV programs to date and from other State agencies and global partners. This chapter summarizes lessons learned, including best practices and opportunities for improvement.

In recognition of the importance of learning from CARB's pilot projects and sharing those lessons learned with all relevant stakeholders, there is now an annual CARB Symposium and Showcase²⁴¹ to convene experts in a number of areas: community and equity stakeholders, pioneering transit agencies, heavy-duty vehicle and equipment manufacturers, vehicle and equipment fleet owners and operators, and grant administrators that are implementing cutting edge projects. The goal is to understand project outcomes and where policy adjustments have or can be made, identify and leverage opportunities to advance existing efforts, and identify solutions to clean transportation barriers.

A. Both Supply and Demand Side Programs are Important to Accelerate the ZEV Market

As discussed in Chapter 3, the light- and heavy-duty ZEV markets are growing rapidly, but still require government support to lower the increased upfront costs of ZEVs compared to conventional vehicles as the market continues to mature. The combination of regulations and consumer demand will help accelerate the ZEV market quickly.

Regulations help accelerate ZEV market. California's light-duty ZEV regulation helps create supply by ensuring vehicles are available on dealer lots, while the heavy-duty Advanced Clean Trucks, Innovative Clean Transit, and Zero-Emission Airport Shuttle regulations, in combination with incentives programs, are creating a demand for ZEVs trucks overall and for transit and airport shuttle applications. Future ZEV regulations will contribute to growing both the supply of ZEVs available in California (amendments to the On-Road Motorcycle regulations) and the consumer and fleet demand of the vehicles (e.g., ZEV Truck Regulation and Clean Miles Standard) to help ensure a healthy market occurs quickly. ZEV requirements provide the stable, long-term signal that encourages manufacturers to make and sell ZEVs in the early market. By requiring all manufacturers to produce ZEVs, ZEV requirements also reward manufacturers that make early ZEV investments.

²⁴¹ CARB Symposium and Showcase: <http://california2030.org/>.

Strong consumer demand supports ZEV market growth. To ensure ZEVs can help achieve the State’s air quality, public health, and climate goals, ZEV manufacturers and infrastructure providers need strong and sustained consumer demand to build sustainable business models. Programs that increase consumer demand for ZEVs are important, but California only has programs that indirectly do this, through incentives, outreach, and education. These programs are important to help make the price of ZEVs comparable to conventional vehicles and to make consumers aware of these vehicles. However, California lacks programs that directly affect consumer choice. Additionally, research is needed to identify the most effective strategies to increase ZEV adoption and to inform optimal structure of incentive programs as the ZEV market continues to grow beyond early adopters.

Thoughtful pricing signals could increase ZEV demand. As previously highlighted by CARB, California has an opportunity to develop and pilot fiscally-sustainable and equitable methods of funding the transportation system that support climate-friendly travel choices and incentivize shifts in travel behavior.²⁴² This includes ZEVs and zero-emission transportation. Other jurisdictions, as discussed in Chapter 6, have implemented a feebate system, which financially rewards the choice of ZEVs and penalizes the choice of vehicles that emit high concentrations of carbon dioxide, as a way to drive consumer demand for cleaner vehicles. Additionally, some cities, like London and Stockholm, have implemented congestion charging schemes that exempt ZEVs, which can also increase the demand for ZEVs.

While ZEV purchase incentives ultimately lower the cost of purchase down to comparable levels to conventional vehicles, the sales and use taxes are based on the sales price (i.e., excluding all incentives), which can counteract a significant portion of the purchase incentive. This is especially true for heavier vehicles which tend to cost more than lighter vehicles in general and because the ZEV market is younger in this area. For example, for a 40 foot battery electric urban bus that costs approximately \$770,000 today, the local and State sales taxes add approximately \$65,000 to its purchase cost. Even if the vehicle owner receives purchase incentives to reduce the upfront purchase cost, such as the \$150,000 voucher from HVIP this bus would be eligible for, the vehicle’s taxes are calculated from its purchase price, excluding all incentives. For comparison, a similar urban bus fueled with diesel or compressed natural gas costs approximately \$500,000 resulting in a sales tax bill of nearly \$40,000. Although the Legislature recently passed a bill exempting State sales and use taxes from zero-emission transit buses purchases by eligible transit agencies,²⁴³ other vehicle types (e.g., light-duty vehicles and medium- and heavy-duty trucks) as well as buses not purchased by transit agencies are not exempt. Because vehicle registration fees are

²⁴² CARB, 2018. “2018 Progress Report: California’s Sustainable Communities & Climate Protection Act.” https://ww2.arb.ca.gov/sites/default/files/2018-11/Final2018Report_SB150_112618_02_Report.pdf. November, 2018.

²⁴³ Mullin, Chapter 684, Statutes of 2019.

also based on the vehicle's full purchase price, they are more expensive for ZEVs than comparable conventionally fueled vehicles.

A robust secondary ZEV market supports consumer demand. Since only a small fraction of households in California buy new vehicles in a year, the secondary (i.e., used car) market is more than twice the size of the new light-duty vehicle market. Growing the secondary ZEV market is important in order to get ZEVs into a broader set of households across all income groups,^{244,245} but depends on a robust market for new vehicles to provide enough used vehicles to satisfy consumer demand. Research has shown only a slight preference for used BEVs and PHEVs in disadvantaged communities over new versions of these vehicles,²⁴⁶ which could be due to the perceived risk of buying a used ZEV because of the unknown long-term reliability inherent in new technologies. Incentives for used ZEVs and programs designed to boost consumer confidence, such as the Zero-Emission Assurance Project which will provide support for the replacement of batteries and fuel cell components for low-income consumers, address some of the known barriers to purchase used ZEVs.

Demonstration and pilot projects show ZEV technology is maturing quickly. Zero-emission technologies utilized in the heavy-duty demonstration and pilot projects have succeeded in meeting the demands and expectations for vehicle performance.²⁴⁷ Performance metrics such as vehicle availability, road call frequency with buses, fuel efficiency and related factors, refueling or charging time and frequency, and parts availability indicate viability and reliability of these technologies. The available range of zero-emission trucks and buses, in many cases, is meeting operational needs. The vehicle performance is close to or on par with the conventional technology vehicle. Furthermore, operators of heavy-duty ZEVs are very receptive to their enhanced machine operation and increased performance. A Zero-Emission Truck and Bus Pilot Project grantee noted that the technology has matured quickly; for instance, battery density has improved by approximately 10 kWh with each subsequent new battery electric bus delivered for their project.²⁴⁸

²⁴⁴ Tal and Rapson, 2018. Final Research Report. April 13, 2018. "The Dynamics of Plug-in Electric Vehicles in the Secondary Market and Their Implications for Vehicle Demand, Durability, and Emissions." <https://ww3.arb.ca.gov/research/apr/past/14-316.pdf>.

²⁴⁵ Fact of the Week #109. July 15, 2019. "Used Vehicle Sales Are More Than Double the Number of New Vehicle Sales." <https://www.energy.gov/eere/vehicles/articles/fotw-1090-july-15-2019-used-vehicle-sales-are-more-double-number-new-vehicle>. Accessed August 1, 2019.

²⁴⁶ Canepa, Hardman and Tal, 2019. June 2019. "An early look at plug-in electric vehicle adoption in disadvantaged communities in California." Transport Policy. Volume 78, Pages 19-30. <https://doi.org/10.1016/j.tranpol.2019.03.009>.

²⁴⁷ CARB. "Moving California. Printable Summary Pages." <https://www.arb.ca.gov/msprog/lct/posters.htm>. Accessed July 15, 2019.

²⁴⁸ CARB. "City of Porterville Transit Electrification." <https://www.arb.ca.gov/msprog/lct/pdfs/porterville.pdf>.

B. Long-term, Stable Signals are Important

California's light-duty ZEV regulation and consumer-facing light-duty incentive programs (i.e., CVRP, Clean Cars 4 All, and Financing Assistance for Lower-Income Consumers) underscore the need for market stability, but the need for stability applies to the heavy-duty vehicle market as well, and funding availability remains a challenge. Stability from California is especially important at this time to counter the instability created by a federal administration disrupting regulatory and market environments. Manufacturers and developers of clean technology have an even greater need for assurance that zero-emission technology will be required and encouraged in the State through all available legal and policy means because of the investments they must make years before vehicles make it to the showroom.

ZEV Programs are More Impactful with Long-Term Support. ZEV incentive programs and education campaigns administered and supported by nonprofit organizations and government agencies benefit from long-term certainty that funding and program support will be available beyond the annual funding cycle. Not knowing if, or when, additional funding can be expected can strain future planning, delay program implementation, hinder capacity building, and thus impact program success. Fleet managers and individual car buyers depend on the long-term availability of incentives to offset the current higher upfront cost of a ZEV when deciding on a vehicle purchase or lease. The certainty that incentives will be available also allows vehicle manufacturers and dealers to better budget costs, since manufacturers and parts suppliers typically plan for the long-term because they need sufficient lead-time to develop and implement new technologies across their vehicle lines, and dealerships are reluctant to promote incentive programs if the funds may be unavailable to buyers. Finally, not having long-term signals supporting the growth of the ZEV market means educational institutions and employers may not want to invest in identifying skill gaps and training the workforce in this area.

C. Electricity Costs are Difficult to Predict and Hydrogen is Expensive

Predictable, cost-competitive and stable fuel costs are critical to encourage consumers and fleets to choose light- and heavy-duty ZEVs.

Electricity pricing is confusing for ZEV consumers to predict. Estimating electricity costs to power electric vehicles is complicated,^{249, 250} so CARB staff created a calculator to help estimate annual electricity costs for battery electric truck and bus deployments.²⁵¹ Electricity rate varies with factors such as electric utility, number of

²⁴⁹ Nicholas, 2018. ICCT Briefing. February 2018. "Ensuring Driving on Electricity is Cheaper than Driving on Gasoline." https://theicct.org/sites/default/files/publications/Driving-on-electricity-versus-gasoline_ICCT-Briefing_26022018_vF.pdf.

²⁵⁰ Lee and Clark, 2018. Harvard Faculty Research Working Paper Series RWP18-026. September 2018. "Charging the Future: Challenges and Opportunities for Electric Vehicle Adoption." https://projects.iq.harvard.edu/files/energyconsortium/files/rwp18-026_lee_1.pdf.

²⁵¹ CARB, 2018. Updated December 2018. "Battery-Electric Truck and Bus Charging Cost Calculator." <https://ww2.arb.ca.gov/resources/documents/battery-electric-truck-and-bus-charging-cost-calculator>.

battery electric heavy-duty vehicles deployed in a fleet, and charging strategy. Electric utilities typically charge commercial customers in three ways: 1) usage-independent fee as a fixed fee for each electricity meter (\$/month), 2) usage charges in cost per kilowatt-hours (\$/kWh) sometimes broken down by the time-of-use period the electricity is utilized, and, 3) demand charges in cost per kilowatt (\$/kW) based on how fast electricity is drawn during different time-of-use periods. Whether a fleet's vehicles are charged during daytime or nighttime to avoid on-peak usage charges, and whether the vehicles are charged simultaneously or sequentially to reduce demand charge can significantly affect the electricity rate. Early planning of zero-emission heavy-duty vehicle procurement as well as infrastructure and charging strategies can help reduce charging costs and increase cost certainty. There are also options for fleets to reduce or manage electricity costs, such as a fleet management system that uses software to do strategic charging. Other options that can mitigate peak demand and commodity charges include on-site electricity generation or off-grid charging, as well as energy storage that utilizes electricity when it is in low demand and therefore cheaper, which can later be delivered to vehicles as needed.

Cheaper hydrogen fuel achieved by scaling up and reducing investment risk. Due to the early nature of the market, the average cost of hydrogen at a fueling station is \$13.99 per kilogram or \$0.21 per mile, compared to \$0.13 per mile for a gasoline vehicle paying \$3.50 per gallon.²⁵² However, light-duty FCEV drivers do not currently pay for their hydrogen, as it is included in their lease. Fleets with large and consistent amount of fuel utilized may be able to negotiate hydrogen fuel prices with fuel providers. As of today, hydrogen fuel and FCEV deployment barriers are largely a matter of economic scale and reducing investment risk. Technology is available today to make widespread hydrogen fuel use a reality. However, costs are high in the early market development because most development to date has not been large enough to unlock economies of scale in the supply chain. Costs for deployment of hydrogen and fuel cell technologies are expected to decline if there is appropriate support to enable large-scale development that brings cost savings throughout the supply chain. The greatest financial barrier to enhanced hydrogen deployment is lack of certainty, due to the unique aspect of requiring coordinated co-deployment of both a new vehicle technology and a new fueling infrastructure. For example, the Orange County Transportation Authority, as part of Zero-Emission Truck and Bus Pilot Projects, contracted with the fuel provider for set pricing on delivered hydrogen. Programs and policies that reduce investment risk have the greatest effect on accelerating deployment; example mechanisms include maximizing publicly available information to drive business decisions, providing supplementary station income streams that can augment limited revenue streams in the earliest years of FCEV deployment, and providing long-term capital grant funding programs structured to enable large-scale network-wide development. These goals are achieved in California through the

²⁵² CEC and CARB, 2015. CEC-600-2015-016 "Joint Agency Staff Report on Assembly Bill 8: Assessment of Time and Cost Needs to Attain 100 Hydrogen Refueling Stations in California."
<https://ww2.energy.ca.gov/2015publications/CEC-600-2015-016/CEC-600-2015-016.pdf>.

provision of infrastructure credits through the Low Carbon Fuel Standard, and the proposed Draft Solicitation Concepts for the next CEC funding opportunity.

These efforts are designed to enable accelerated station deployment through reduced financial risk and burden; however, as CARB has previously noted,²⁵³ station deployment is not the only major infrastructure-related challenge. Potentially even more challenging, and not as well-addressed by State efforts, is the investment needed to develop a network of at-scale hydrogen fuel production facilities. Preferably, this network of hydrogen production facilities would result in hydrogen fuel that is both increasingly sourced from renewable and low- to zero-carbon resources and reduces the cost of hydrogen production. Achieving these targets would ultimately provide FCEV drivers with cheaper and more environmentally beneficial hydrogen fuel. The Energy Commission has begun to provide grant funds for renewable hydrogen production facilities, but these investments are likely not sufficient to achieve the scale required to meet both cost and emission goals simultaneously and are primarily able to address capital costs. Another, and potentially more powerful, opportunity exists within the California Public Utilities Commission's implementation of Transportation Electrification pursuant to SB 350, which enables utility investments in infrastructure and development of electricity rate structures to support the deployment of vehicles that rely on electrical power. Although FCEVs are electrically-driven vehicles, to date hydrogen for FCEVs has not been deemed to fall within the definition of "transportation electrification." This has meant that utilities and other stakeholders interested in investing private funds into this zero-emission technology have not been able to work together and with the State to develop this critical hydrogen infrastructure. Notably, development and planning for hydrogen production facilities that can or will support California's FCEV market has occurred in other neighboring states with generally more favorable business environments or with utility policies specifically supportive of hydrogen (like Washington).^{254, 255} Those states then stand to inherit the benefits such as new clean energy jobs, and the hydrogen that is delivered to California's fueling station network then incurs greater distribution-related emissions than if the hydrogen was produced in-State.

²⁵³ CARB, 2017. August 2017. "2017 Annual Evaluation of Fuel Cell Electric Vehicle Deployment and Hydrogen Fuel Station Network Development." https://ww2.arb.ca.gov/sites/default/files/2018-12/ab8_report_2017.pdf.

²⁵⁴ Air Liquide, 2018. November 26, 2018. "Air Liquide to build first world scale liquid hydrogen production plant dedicated to the supply of Hydrogen energy markets." <https://en.media.airliquide.com/news/air-liquide-to-build-first-world-scale-liquid-hydrogen-production-plant-dedicated-to-the-supply-of-hydrogen-energy-markets-1cde-56033.html>. Accessed August 15, 2019.

²⁵⁵ Office of Senator Hawkins, 2019. April 17, 2019. "Governor signs Hawkins' bill allowing PUD production and sale of renewable hydrogen." <http://bradhawkins.src.wastateleg.org/governor-signs-hawkins-bill-allowing-pud-production-and-sale-of-renewable-hydrogen/>. Accessed August 15, 2019.

D. ZEV Infrastructure is Still Lacking and Installation is Complex

Current ZEV infrastructure cannot support the growing population of light- and heavy-duty ZEVs, and ZEV drivers need better data on where to find ZEV refueling and charging.

Publicly accessible ZEV infrastructure is still lacking. Convenient access to electric vehicle recharging is a key barrier to the adoption of plug-in vehicles,²⁵⁶ and light-duty ZEV infrastructure is not yet keeping up with ZEV market growth.²⁵⁷ ZEV infrastructure at a variety of locations (such as at residences, workplaces, highway rest stops, shopping centers) is anticipated to enable a larger share of vehicle travel to be zero-emission and to provide more equitable access to clean transportation modes.²⁵⁸ Based on a scenario using Statewide travel data from 2010-2012 and expected technology advancement, California has a projected gap of 229,000 to 279,000 public destination chargers to refuel 1.5 million electric vehicles by 2025.²⁵⁹ Independent analysis also shows that California's metropolitan areas need a 20 percent annual growth in their public and workplace charging infrastructure from 2017 to 2025 to meet 2025 projected sales growth.²⁶⁰ Because the installation costs can be a burden to low-income residents, electric vehicle infrastructure incentive programs can help this population access clean transportation. Renters and residents of multi-unit dwellings face a greater barrier to install electric vehicle infrastructure since they need permission from their landlord and home owner's association to install a charger onsite. Additionally, residents of multi-unit dwellings and older homes are subject to higher installation costs due to parking location being further from electric panel or needing upgrades to support higher panel capacity.²⁶¹ Requiring supporting electric vehicle infrastructure (i.e., panel capacity and wiring raceway) and actual charging stations in new and existing buildings can help increase access to charging. Another solution, specifically for renters, residents of multi-unit dwelling, those without dedicated parking or unable to pay for the installation costs, is to have convenient and reliable recharging stations nearby.

Similarly, increasing the number of hydrogen retail stations throughout California is important to drive growth in the number of light-duty hydrogen-powered electric vehicles sold. The network of 64 open and funded hydrogen stations in California

²⁵⁶ Singer, 2017. NREL Report NREL/TP-5400-70371. November 2017. "The Barriers to Acceptance of Plug-in Electric Vehicles: 2017 Update." <https://www.nrel.gov/docs/fy18osti/70371.pdf>.

²⁵⁷ Nicholas, et al., 2019. ICCT White Paper. January 2019. "Quantifying The Electric Vehicle Charging Infrastructure Gap Across U.S. Markets." https://theicct.org/sites/default/files/publications/US_charging_Gap_20190124.pdf.

²⁵⁸ Tal, et al., 2019. Final Research Report. September 2019. "Advanced Plug-In Electric Vehicle Usage and Charging Behavior." https://ww3.arb.ca.gov/research/single-project.php?row_id=65206.

²⁵⁹ Bedir, et al., 2018. "California Plug-In Electric Vehicle Infrastructure Projections: 2017-2025." <https://efiling.energy.ca.gov/GetDocument.aspx?tn=224521&DocumentContentId=55071>.

²⁶⁰ Nicholas, et al., 2019. ICCT White Paper. "Quantifying the Electric Vehicle Charging Infrastructure Gap Across U.S. Markets." https://theicct.org/sites/default/files/publications/US_charging_Gap_20190124.pdf.

²⁶¹ DeShazo, et al., 2017. November 2017. "Overcoming Barriers to Electric Vehicle Charging in Multi-unit Dwellings: A Westside Cities Case Study." https://innovation.luskin.ucla.edu/wp-content/uploads/2019/03/Overcoming_Barriers_to_EV_Charging_in_MUDs-A_Westside_Cities_Case_Study.pdf.

provides coverage to only 41 percent of the State's population within a 15-minute drive;²⁶² 21 percent of the covered population lives within a disadvantaged community. Hydrogen fueling networks of 200 and 1,000 stations (reflecting the goals of Executive Order B-48-18²⁶³ and the California Fuel Cell Partnership's Revolution,²⁶⁴ respectively) could provide coverage to 68 percent and 94 percent of the State's population. Additionally, California faces challenges due to the limited availability of hydrogen production, storage, and distribution resources to support the hydrogen fueling station network. While AB 8²⁶⁵ addresses the challenge of establishing the fueling network, there are no State programs that address these upstream challenges as thoroughly. Hydrogen fuel customers need a resilient and reliable hydrogen supply chain to be in place to ensure consistent availability of fuel. While the hydrogen fueling station network itself faces this challenge, it is also true of the supply and distribution network. Just as a customer with access to a local hydrogen station network with zero or little redundancy (as in many communities today) can lose access to fuel when a single fueling station has an operational outage, disruptions at the limited number of production and distribution facilities in the State can and have resulted in many customers losing access to hydrogen fuel for extended periods of time. Developing redundant and backup supply options will help avoid severely limiting FCEV adopters' ability to utilize their vehicles.

Infrastructure supporting the growing heavy-duty ZEV market is also needed. Just as the heavy-duty ZEV market is lagging behind the light-duty market, the heavy-duty ZEV infrastructure is too. The CEC and CPUC, in collaboration with CARB, have new and ongoing efforts focused on assessing the charging infrastructure needs across all on-road and off-road vehicle applications. The new infrastructure planning efforts are in response to AB 2127²⁶⁶ and SB 350.²⁶⁷ These efforts focused on the infrastructure needs for the medium- and heavy-duty and off-road vehicles will provide a foundation for the successful establishment of a ZEV refueling network that supports the accelerated deployment of heavy-duty and off-road ZEVs expected by recently approved and upcoming regulations. For these regulations to succeed, zero-emission bus, truck, and transport refrigeration unit infrastructure is needed at transit centers, cold storage facilities, grocery stores, seaports, railyards, truck stops and many other locations throughout the State.

ZEV infrastructure is costly. Installing recharging infrastructure can be expensive, especially in places with limited supporting electrical infrastructure and space. Often

²⁶² CARB, 2018. July, 2018. "2018 Annual Evaluation of Fuel Cell Electric Vehicle Deployment & Hydrogen Fuel Station Network Development." https://ww2.arb.ca.gov/sites/default/files/2018-12/ab8_report_2018_print.pdf.

²⁶³ Executive Order B-48-18. January 26, 2018. <https://www.ca.gov/archive/gov39/2018/01/26/governor-brown-takes-action-to-increase-zero-emission-vehicles-fund-new-climate-investments/index.html>.

²⁶⁴ California Fuel Cell Partnership, 2018. July 2018. "The California Fuel Cell Revolution: A Vision for Advancing Economic, Social, and Environmental Priorities." <https://cafcp.org/sites/default/files/CAFCR.pdf>.

²⁶⁵ Perea, Chapter 401, Statutes of 2013.

²⁶⁶ Ting, Chapter 365, Statutes of 2018.

²⁶⁷ De León, Chapter 547, Statutes of 2015.

times, the cost of upstream transmission and distribution systems are very high, especially with lack of long-term planning. For instance, Philadelphia spent \$1.5 million to upgrade their electrical system in their bus depot in order to install a substation that can power 20 vehicles.²⁶⁸ Recently, Los Angeles County Metropolitan Transportation Authority (Metro) estimated that it would cost between \$700,000 and \$1,000,000 to add the required infrastructure to support the transition of their transit buses to zero-emission vehicles per the Innovative Clean Transit regulation.²⁶⁹

Installing charging infrastructure is complicated. Electric vehicle chargers are relatively simple electrical appliances, but in some cases, permitting for charging stations in California can take nearly twice as long as the national average, with permitting delays and recommended design changes for charging stations contributing to extended project timelines and budget implications. The permitting and interconnection²⁷⁰ processes for electric vehicle charging infrastructure vary across local jurisdictions and utility territories. This is a barrier to electric vehicle charger deployment because each infrastructure project requires additional time to research and satisfy the local permitting and utility interconnection requirements, leading to increased cost and delays. AB 1236²⁷¹ requires California cities and counties to implement permit streamlining for electric vehicle charging stations. However many local jurisdictions have not taken adequate steps to implement the bill's requirements. In July 2019, GO-Biz issued a permitting Guidebook and initiated a formal evaluation of compliance with AB 1236.²⁷²

For CARB programs that involve installing ZEV infrastructure (e.g., the Zero-Emission Truck and Bus Pilot Project, the Advanced Technology Demonstration Projects, and the Clean Mobility Options) one lesson learned is that the design and installation of electric vehicle infrastructure is a complex process often delayed by technical issues, prolonged permitting, and an evaluation process involving multiple agencies, leading to time delays and unanticipated expenses.²⁷³ In several cases, delays in having the supporting infrastructure in place put the whole project on hold. Therefore, ZEV projects that will rely upon on-site infrastructure, and should hire a dedicated infrastructure manager with a strong planning and engineering background and expertise to help streamline the process in the early stage of design. Projects

²⁶⁸ Poon, 2019. CityLab. June 27, 2019. "Why U.S. Cities Aren't Using More Electric Buses." <https://www.citylab.com/transportation/2019/06/electric-bus-china-grid-ev-charging-infrastructure-battery/591655/>. Accessed August 15, 2019.

²⁶⁹ Metro, 2019. Operations, Safety and Customer Experience Committee Board Report. July 18, 2019. File # 2019-0458.

²⁷⁰ Interconnection refers to the connection between the electric vehicle charging infrastructure and the electrical grid.

²⁷¹ Chiu, Chapter 598, Statutes of 2015.

²⁷² See <https://www.business.ca.gov/ZEVReadiness>.

²⁷³ Some of the issues that cause these problems include delays in construction of infrastructure due to unanticipated issues with requirements, regulations, permitting, and inspections as well as utility upgrades needed to support on-site infrastructure.

deploying infrastructure at active terminals and work sites require creative solutions and long lead times in order to minimize disruption to ongoing work. Successful infrastructure implementation requires active and early collaboration between site managers, utilities, and technology providers. Local leadership is also crucial to ensure strong inter-agency collaboration to expedite this process.

For hydrogen, the process of installing fueling stations can be similarly complex, especially since hydrogen as a fuel in a retail sales environment is a new concept for many jurisdictions. Given the early stage of development of the hydrogen fueling network, there is often a learning curve that must be addressed for permitting agencies, and Authorities Having Jurisdiction (AHJs). In addition, many of the companies that develop and operate hydrogen fueling stations have themselves undergone a learning process to understand the requirements of development for retail customer services and sales, and the variations of permitting requirements across California. In spite of these challenges, much progress has been made. The Energy Commission has been working to fund at least 100 hydrogen stations in response to AB 8²⁷⁴ through a series of grants that provide State cost-share for both capital and operating expenses. The average time needed for station development has decreased dramatically, especially for development phases prior to construction from an average of nearly 1,500 days for stations funded in 2010 to less than 800 days for the most recent stations funded in 2014.²⁷⁵ Several factors have led to this improvement: 1) More recent Energy Commission grant opportunities have required applicants to hold meetings with AHJs prior to submission of applications for grants and provide documentation of these meetings in their application materials; 2) the Energy Commission has implemented progressively more stringent requirements to meet Critical Milestones, which address the permitting process and other key development considerations, during station development in order for awardees to be eligible to continue receiving funds under their grant agreement; and 3) the Energy Commission and GO-Biz have shared their expertise with several jurisdictions, primarily by providing support at public city council meetings during which awarded hydrogen fueling stations are discussed. GO-Biz has also published a Hydrogen Station Permitting Guidebook²⁷⁶ to help AHJs and station developers identify and work toward a common set of best practices for the development and permitting of hydrogen fueling stations.

ZEV drivers need refueling and charging station information. Transparent, clearly presented, current, and publicly accessible information is critical to support early ZEV adopters' needs. For example, as the hydrogen fueling network is being established and as it continues to expand into new communities, information like the California

²⁷⁴ Perea, Chapter 401, Statutes of 2013.

²⁷⁵ CEC and CARB, 2018. December 2018. "Joint Agency Staff Report on Assembly Bill 8: 2018 Annual Assessment of Time and Cost Needed to Attain 100 Hydrogen Refueling Stations in California."

<https://ww2.energy.ca.gov/2018publications/CEC-600-2018-008/CEC-600-2018-008.pdf>.

²⁷⁶ GO-Biz, 2015. November 2015. "Hydrogen Station Permitting Guidebook."

<http://www.businessportal.ca.gov/wp-content/Documents/ZEV/Hydrogen-Permitting-Guidebook.pdf>.

Fuel Cell Partnership's Station Operational Status System²⁷⁷ and the annual reporting through CARB and CEC²⁷⁸ enable potential adopters to make informed purchase decisions based on station locations and allow current FCEV drivers to reliably plan fueling for their travel needs.

Similarly, to continue support for the growing number of BEVs and PHEVs being added to California roads each month, consumers need education about and convenient access to charging infrastructure. Consumers are generally unaware of electric vehicle charging infrastructure in locations they frequently visit and they are concerned about the lack of public charging. Greater charging confidence and convenience for current and future ZEV drivers would be bolstered by improved billing transparency, available data on charging station locations, and accessible payment methods paired with complementary marketing, education, and outreach. CARB adopted regulatory requirements for new and existing public electric vehicle supply equipment (EVSE)²⁷⁹ in response to SB 454,²⁸⁰ The Electric Vehicle Charging Stations Open Access Act. The requirements will ensure consumers have familiar payment methods, clear pricing information, and uniform information on charging infrastructure locations, cost, and capacity. Under SB 454, charging infrastructure service providers will be required to regularly report all publicly available EVSE locations to the National Renewable Energy Laboratory Alternative Fuel Data Center (AFCD).²⁸¹ This AFCD database, which serves as a central clearinghouse of alternative fueling stations, is utilized by several applications that consumers use to locate a charging station near them.

Lower-income consumers prefer plug-in hybrid vehicles. For many lower-income consumers participating in CARB's ZEV programs, the availability of public and at home charging stations and long commute distances make a plug-in hybrid a good lifestyle fit. Hopefully, as hydrogen refueling and electric vehicle charging stations become more common throughout California, and the diversity of ZEV models and the driving range both increase, more low-income consumers will be able to opt for ZEVs instead of PHEVs.

E. ZEV Awareness Remains Low

Awareness of both light-duty and heavy-duty ZEVs remains low,^{282, 283} affecting consumer acceptance and implementation of supporting policies like infrastructure.

²⁷⁷ California Fuel Cell Partnership, 2019. "Station Status." <https://m.cafcp.org/>. Accessed August 15, 2019.

²⁷⁸ CARB, 2019c.

²⁷⁹ Commonly thought of as electric vehicle chargers or charging stations.

²⁸⁰ Corbett, Chapter 418, Statutes of 2013.

²⁸¹ Alternative Fuel Data Center. Energy Efficiency & Renewable Energy, U.S. Department of Energy. "Alternative Fueling Station Locator." <https://afdc.energy.gov/stations/>. Accessed August 15, 2019.

²⁸² Kurani, et al., 2016. Final Report. March, 2016. "New Car Buyers' Valuation of Zero-Emission Vehicles: California" https://ww3.arb.ca.gov/research/single-project.php?row_id=65166.

²⁸³ Turrentine, et al., 2018. International EV Policy Council Policy Guide. March 2018, "Driving the Market for Plug-in Vehicles: Increasing Consumer Awareness and Knowledge." <https://phev.ucdavis.edu/wp-content/uploads/Consumer-Education-Policy-Guide-March-2018.pdf>.

Despite investments, consumer awareness of ZEVs remains low. Most research shows that consumer awareness, knowledge and experience with ZEVs is low and has changed little despite increasing availability in the number of ZEV models and investments in charging and refueling stations.²⁸⁴ However, a recent study shows an increase in the intent to purchase a ZEV between 2011 and 2017 in the 21 largest U.S. cities.²⁸⁵ Research shows that an effective way to increase the likelihood of a consumer purchasing or leasing a ZEV is to experience driving or using a ZEV.²⁸⁶ Although California has supported consumer education and outreach efforts such as the DriveClean website,²⁸⁷ the Clean Vehicle Rebate Project outreach,²⁸⁸ ride-and-drives, and more recently, Veloz’s Statewide consumer awareness campaign,²⁸⁹ additional outreach and education resources would increase awareness and lead to greater consumer acceptance of ZEVs. For example, the more consumers know about ZEVs, the more interested they are in acquiring one.²⁹⁰ Additionally, exposure to ZEVs through participation in ride-and-drives and carsharing programs has been shown to have an increased interest in ZEV adoption.²⁹¹

Consumer outreach tailored to the community. In order to address the needs of low-income and disadvantaged communities, the State’s approach to consumer education and outreach must resonate with those audiences and be uniquely tailored to meet their needs.²⁹² These strategies are often not the same tactics used in general consumer awareness initiatives. As a result, the One-Stop Shop Pilot Project²⁹³ has been developed to fulfill this gap.

²⁸⁴ Turrentine, et al., 2018. International EV Policy Council Policy Guide. March 2018, “Driving the Market for Plug-in Vehicles: Increasing Consumer Awareness and Knowledge.” <https://phev.ucdavis.edu/wp-content/uploads/Consumer-Education-Policy-Guide-March-2018.pdf>.

²⁸⁵ Carley, et al., 2019. May 2019. “Evolution of plug-in electric vehicle demand: Assessing consumer perceptions and intent to purchase over time.” Transportation Research Part D. Vol 70, Pages 94-111. <https://doi.org/10.1016/j.trd.2019.04.002>.

²⁸⁶ Turrentine, et al., 2018. International EV Policy Council Policy Guide. March 2018, “Driving the Market for Plug-in Vehicles: Increasing Consumer Awareness and Knowledge.” <https://phev.ucdavis.edu/wp-content/uploads/Consumer-Education-Policy-Guide-March-2018.pdf>.

²⁸⁷ CARB. “DriveClean.” <https://www.driveclean.ca.gov/>. Accessed August 1, 2019.

²⁸⁸ See <https://cleanvehiclerebate.org/eng/ev> and <https://cleanvehiclerebate.org/eng/local-events-and-workshops>.

²⁸⁹ Veloz, 2019. “Electric For All.” <https://www.veloz.org/initiatives/electric-for-all/>. Accessed August 15, 2019.

²⁹⁰ Consumer Federation of America, 2016. September 19, 2016. “New Data Shows Consumer Interest in Electric Vehicles Is Growing.” https://consumerfed.org/press_release/new-data-shows-consumer-interest-electric-vehicles-growing/. Accessed August 15, 2019.

²⁹¹ Shaheen, et al. 2020. “Zero-emission vehicle exposure within U.S. carsharing fleets and impacts on sentiment toward electric-drive vehicles.” Transport Policy 85, A23-32. <https://doi.org/10.1016/j.tranpol.2019.09.008>.

²⁹² CARB, 2018. “Low-Income Barriers Study, Part B: Overcoming Barriers to Clean Transportation Access for Low-Income Residents”, https://ww2.arb.ca.gov/sites/default/files/2018-08/sb350_final_guidance_document_022118.pdf.

²⁹³ Which will provide coordinated community-based outreach and education, including a single application to maximize participation in CARB’s Low Carbon Transportation Equity Projects to promote advanced technology vehicle adoption in disadvantaged communities, low-income communities, and low-income household.

F. Equity Requires More Resources

Competing priorities for incentive programs often lead to complexity. For example, light-duty rebate income caps make it nearly impossible to provide the rebates at the point-of-sale, even though point-of-sale rebates are one of the most effective vehicle purchase incentives.²⁹⁴ Equity-focused light-duty incentive programs to date are also in high demand, but require more resources to administer effectively.

Income verification is important but costly. Programs like Clean Cars 4 All, Financing Assistance for Lower-Income Consumers, and the increased CVRP rebate for low-income consumers that involve income verification, collection of documents, and intensive, hands-on customer service are resource-intensive due to the costs of staff time and processing of participant applications. With CVRP's income cap, which serves not to provide additional incentives to lower-income car buyers but to exclude higher-income consumers from participation, additional unintended consequences have been discovered, including: 1) dealer reluctance to discuss the rebate at all due to uncertainty about consumer eligibility and fear of liability if they provide inaccurate information, 2) consumer confusion about incentive eligibility, 3) increased application complexity, processing times and costs for all applicants, including those who need it most, 4) consumer resistance due to increased intrusiveness (e.g., collection of tax forms), 5) the introduction of fraud and loopholes, 6) increased administrative and transactional costs (systems and application processing), and, perhaps most important, 7) the preclusion of the option to make CVRP a point-of-sale incentive with the benefits of a "cash-on-the-hood" motivation for dealers and time-of-sale discounts for those consumers that cannot afford to wait for reimbursement, as has been done for ZEV incentive programs in New York, Connecticut, and (soon) Oregon.

High demand for equity programs. The Statewide Financing Assistance Project²⁹⁵ became oversubscribed five months after launching, which highlights the demand for this program. As knowledge of the program spreads, especially with the launch of the One-Stop-Shop Pilot Project, it is important to ensure adequate staff to process applications with reasonable turnaround times, especially with point-of-sale incentives. Some intensive, hands-on case management is likely to be required even with streamlined processes. Equity programs, such as the Financing Assistance for Lower-Income Consumers and Clean Cars 4 All, require staff time to educate consumers on clean vehicle technology and financial literacy. This step is important to ensure consumer protection and program success regarding meeting program participants' needs. The increased cost of intensive, hands-on customer service should be considered when evaluating funding needs.

²⁹⁴ Hardman, et al., 2018. International EV Policy Council Policy Guide. March 2018. "Driving the Market for Plug-in Vehicles: Understanding Financial Purchase Incentives." <https://phev.ucdavis.edu/wp-content/uploads/Purchase-Incentives-Policy-Guide-March-2018.pdf>.

²⁹⁵ One of the pilots funded through the Financing Assistance for Lower-Income Consumers Project: <https://cleanvehiclegrants.org/>.

Trust networks are key to the success of equity pilots. An important component of program success is building on community involvement and neighborhood capacity by engaging key community influencers and local advocates. Additionally, it is worth considering involving local ambassadors who know the prominent language of that community to build trust. When designing Clean Mobility Options pilot projects, an important lesson learned is the need to engage participants in each phase of the decision-making process and consider the type of marketing that is appropriate for that specific community. A key benefit of using nonprofit organizations with an equity focus as administrators for Clean Cars 4 All, Financing Assistance for Lower-Income Consumers, Clean Mobility Options, and CVRP has been their ability to leverage existing trust networks in outreach to priority populations. Partnerships with community-based organizations, along with word of mouth and social media, have been strong channels for outreach.

G. The ZEV Transition will require a Growing Workforce

The ZEV transition will require a growing workforce that can manufacture, service, and operate zero-emission vehicles and infrastructure. With California leading the ZEV market, this creates opportunities for quality job creation and economic development.^{296, 297}

Workforce training is important. Workforce training pipelines into the zero-emission vehicle and infrastructure technology sector will be critical to meeting the demand for workers to support the growing ZEV market and it is possible to engage with local communities and include disadvantaged community members in these efforts.²⁹⁸ Vehicle and infrastructure manufacturers, fleets, and freight facilities, in collaboration with educational institutions, should begin identifying long-term skill and job gaps expected to come from electrifying the transportation sector in order to be prepared, such as some have begun doing with funding from CEC.²⁹⁹ One example of success in workforce training is the over 100 hydrogen fuel outreach and training events provided by the California Fuel Cell Partnership and the Pacific Northwest National Laboratory that reached more than 8,000 first responders and permitting officials in California.³⁰⁰ The first responder training has been a particularly effective tool, providing unique live-

²⁹⁶ Roland-Holst, et al., 2020. Next10. "Clean Transportation: an economic assessment of more inclusive vehicle electrification in California." <https://www.next10.org/sites/default/files/2020-01/clean-transportation-ev-benefits-final.pdf>.

²⁹⁷ ICF, 2019. "Comparison of Medium- and Heavy-Duty Technologies in California." <https://caletc.com/comparison-of-medium-and-heavy-duty-technologies-in-california/>.

²⁹⁸ Milbes, 2017. June 17, 2017. "Labor and Community Groups Sign Landmark Agreement with Electric Bus Manufacturer BYD in Los Angeles" <https://jobstomoveamerica.org/labor-community-groups-sign-landmark-agreement-electric-bus-manufacturer-byd-los-angeles/>. Accessed August 15, 2019.

²⁹⁹ Infusino, et al., 2019. Long Beach City College. "Zero-Emission Port Equipment Workforce Assessment." <http://www.polb.com/civica/filebank/blobdload.asp?BlobID=15015>. Accessed August 15, 2019.

³⁰⁰ Barilo, et al., 2017. "First responder training: Supporting commercialization of hydrogen and fuel cell technologies." International Journal of Hydrogen Energy. Vol 42, Issue 11, Pages 7536-7541. <https://www.osti.gov/pages/servlets/purl/1339272>. Accessed August 15, 2019.

fire training to fire fighters and other emergency responders; this training has now been incorporated into the American Institute of Chemical Engineer's new Center for Hydrogen Safety to provide a national resource as hydrogen fueling network development expands beyond California.³⁰¹ There are opportunities to improve fleet performance through driver and operator trainings as well. For instance, operator behavior and environmental conditions can have a large effect on transit electric bus range. Finally, few studies have been performed that analyze the impact of ZEV market on California's economy, and in particular the impact of regulations and incentives, and the quality of jobs that have been created through these programs.

H. Expenditure Deadlines are a Barrier to Implementation

Agencies administering ZEV incentive and infrastructure programs need longer expenditure deadlines for funding to respond to the rapidly evolving ZEV market and support ZEV development especially in the earliest stages of commercialization.

Expenditure deadlines do not always match implementation timelines. Beginning in FY 2015-16, the expenditure deadline for CARB's Clean Transportation Incentives funding was reduced to four years (two years to encumber and two years to fully expend) from six years. This shortened time period is particularly challenging for the demonstration and pilot projects funded through the Clean Transportation Incentives because they must go through a public stakeholder process, contract approval process, permitting including CEQA review, construction and vehicle manufacturing, and installation of supporting infrastructure before being able to operate the vehicles and gather data. As a result, expenditure deadlines may cause problems since they may be too short to provide enough time to complete projects or to gather data to inform future program design. The 2019-2020 budget, which allows four years to liquidate and two years to encumber the funds, does provide sufficient time.

I. Other Modes of Transportation are Less Popular than Personal Vehicles

As critical as ZEVs are to reaching California's air quality, climate, and public health goals, ZEVs alone are not enough.

Alternative modes of transportation are not as appealing. Reducing vehicle miles traveled remains an important strategy to reach the same underlying air quality and climate goals. However, Statewide and local efforts to ensure Californians drive less, such as through pilots and pricing signals, are lacking. Few Clean Cars 4 All participants had chosen the option to retire their high polluting vehicle and receive a mobility option voucher in lieu of a replacement vehicle, therefore CARB recently amended the program to increase this incentive from \$4,500 to \$7,000 to make this choice more appealing.³⁰² In addition, the mobility option voucher has been expanded beyond public transit to now also include car sharing, bike sharing, or electric bicycles,

³⁰¹ American Institute of Chemical Engineers, 2019. "Center for Hydrogen Safety." <https://www.aiche.org/CHS>. Accessed August 15, 2019.

³⁰² These conventional hybrid vehicles must have a minimum fuel economy of 35 miles per gallon.

per SB 400.³⁰³ These changes will ensure the mobility option is competitive with the vehicle replacement option.

³⁰³ Umberg, Chapter 271, Statutes of 2019.

CHAPTER 8: POLICY RECOMMENDATIONS TO ACCELERATE ZEV ADOPTION AND IMPROVE ZEV PROGRAMS

The eight sets of policy recommendations in this report outline areas of opportunity that would either require or benefit from legislative action to further accelerate the adoption and use of ZEVs in California, and to continue to foster the investment and innovation that the ZEV market still requires. These recommendations support Governor Newsom’s recent Executive Order N-19-19 that outlines a number of actions that California State agencies must take to reduce GHG emissions in order to keep California on the path to meet our ambitious climate goals. Additionally, these recommendations build on actions previously identified by the Governor’s interagency working group on zero-emission vehicles,^{304, 305, 306} CARB staff’s report that identified barriers that low-income Californians face in accessing zero-emission transportation options³⁰⁷, and are informed by the review of CARB programs and comparison with other jurisdictions. These policy recommendations have been refined and improved based on feedback from external stakeholders, including comments from other State agencies and UC-ITS researchers, and from the public in response to a workshop on May 31, 2019 and the Board hearing on January 23, 2020.

1) Incentives and pricing strategies

CARB staff recommend providing consistent and sustained incentive funding into the future. Reducing ZEV purchase costs is critical to spur the level of consumer demand needed to grow the ZEV market beyond early adopters, and to ensure equitable access to zero-emission mobility.

a. Provide predictable and expanded funding for CARB’s ZEV incentive programs that is sufficient to drive consumer demand.

Rebate waitlists and unpredictable future rebate funding inhibit ZEV production and sales. Incentive certainty entices consumers and fleet operators to opt for

³⁰⁴ Governor’s Interagency Working Group on Zero-Emission Vehicles, 2013. February 2013. “2013 ZEV Action Plan: A Roadmap Toward 1.5 Million Zero-Emission Vehicles.”

[http://opr.ca.gov/docs/Governors_Office_ZEV_Action_Plan_\(02-13\).pdf](http://opr.ca.gov/docs/Governors_Office_ZEV_Action_Plan_(02-13).pdf).

³⁰⁵ Governor’s Interagency Working Group on Zero-Emission Vehicles, 2016. October 2016. “2016 ZEV Action Plan: An Updated Roadmap Toward 1.5 Million Zero-Emission Vehicles on California Roadways by 2025.”

https://www.ca.gov/archive/gov39/wp-content/uploads/2018/01/2016_ZEV_Action_Plan-1.pdf.

³⁰⁶ Governor’s Interagency Working Group on Zero-Emission Vehicles, 2018. September 2018. “2018 ZEV Action Plan: Priorities Update.” <http://business.ca.gov/Portals/0/ZEV/2018-ZEV-Action-Plan-Priorities-Update.pdf>.

³⁰⁷ CARB, 2018. “Low-Income Barriers Study, Part B: Overcoming Barriers to Clean Transportation Access for Low-Income Residents”, https://ww2.arb.ca.gov/sites/default/files/2018-08/sb350_final_guidance_document_022118.pdf.

light-, medium-, and heavy-duty ZEVs, and nudges vehicle manufacturers to invest and innovate to bring a wider array of ZEVs to market. Demand for incentives outstrips the available funding, leading to waitlists. However, beyond the waitlists, predictable future incentive funding would allow consumers, fleets, manufacturers, and administering program grantees to better plan future ZEV deployments. CARB staff recommend strengthening ZEV consumer confidence by providing predictable, long-term funding for CARB's ZEV incentive programs. This recommendation would minimize disruptions in funds that incentivize ZEV purchases and that encourage vehicle manufacturers to produce ZEVs.

In recent years, CARB's light- and heavy-duty Low Carbon Transportation Investments have gone through a boom and bust funding cycle that disrupts long-term planning, confuses consumers, and demotivates dealers. CVRP has had to institute waitlists seven times since 2011 due to the annual funding being exhausted prior to the end of the funding cycle, including one time due to funding delays in budget appropriations.³⁰⁸ The Hybrid and Zero-Emission Truck and Bus Voucher Incentive Project (HVIP) has also been impacted by waitlists, including one now.

b. Provide CARB with increased incentive funding to ensure priority populations³⁰⁹ and school districts can access zero-emission transportation.

Low-income and disadvantaged community residents need more help to afford ZEVs and benefit from having zero-emission transportation they can access in their communities, such zero-emission transit. Programs to serve priority populations need to be designed with community input. Additionally, equity programs require more staff time to be successful. CARB staff recommend continued funding for programs aimed at increasing the low- and moderate-income and disadvantaged communities' access to ZEV ownership, including incentives to lower the costs of owning, leasing, or sharing a ZEV for priority populations by reducing fees, subsidizing vehicle insurance, and discounting refueling costs, and zero-emission multimodal transportation, while continuing to grow the ZEV market overall.

Cleaning up the school bus fleet is an opportunity to reduce direct pollutant exposure to children and the surrounding community, while supporting California's air quality and climate goals, and educating the students and community about zero-emission technologies. CARB's school bus replacement

³⁰⁸ In addition to the waitlist that began on 6/5/19 and is ongoing as of the publishing of this report, there have been six previous waitlists, as reported by CSE here: <https://cleanvehiclerebate.org/eng/content/summary-cvrp-rebate-eligibility-and-funding-availability-over-time>. Accessed July 3, 2019.

³⁰⁹ Priority populations include disadvantaged communities (DACs), low-income communities, and low-income households. DACs are defined as the top 25 percent of communities experiencing disproportionate amounts of pollution, environmental degradation, and socioeconomic and public health conditions according to the CalEnviroScreen tool (<https://oehha.ca.gov/calenviroscreen>). Low-income communities and households are those with incomes either at or below 80 percent of the Statewide median or below a threshold designated as low-income by the Department of Housing and Community Development.

programs need increased funding since schools have limited budgets for expenditures for transporting students and many of the underfunded schools also have the oldest, dirtiest school buses. Replacing all polluting diesel school buses is an imperative societal responsibility to support healthy, thriving students and to improve the air quality within the community around the bus route.

c. Establish Statewide incentives that promote ZEVs through pricing strategies, such as usage- or emission-based fees, feebate systems, registration fee exemptions, and sales tax exemptions for more vehicle types to provide relief to ZEVs, and zero-emission truck lanes along freight corridors.

Pricing strategies that favor ZEVs, including reduced or exempt road usage-based pricing (such as in high-occupancy toll lanes) and parking rates at State facilities, or emissions-based pricing (such as fees on non-ZEVs in households for newly registered vehicles that already have multiple vehicles) or feebate systems (that imposes a fee on a vehicle with high emissions and provides a rebate to those with low or no emissions) are statutory changes that would send a strong signal to encourage the adoption of ZEVs and would be a new funding source for ZEV purchase incentives. Additionally, fees on vehicles with high GHG emissions would be a new funding source for ZEV incentives and also discourage the purchase of high-emitting vehicles.³¹⁰ These pricing strategies should be designed to improve transportation equity for priority populations, including providing incentives for scrapping old and highly polluting vehicles, and taking into account whether the vehicle is used for work.³¹¹ Vehicle taxes and fees are another source of pricing signals that can help drive consumer demand. Because ZEV technologies are mostly more expensive than their conventional counterparts today, sales taxes and registration fees, which are both based on the full purchase price not including any purchase incentives, also cost more. Recently passed AB 784,³¹² which temporarily exempts transit buses from sales and use taxes when purchased by qualified transit agencies, is a good start. CARB staff recommend exempting sales taxes in other vehicle classes beyond transit buses, as called out in the 2018 ZEV Action Plan Priorities Update,³¹³ and registration fees for new ZEVs. This recommendation is especially important for the larger platform ZEVs because the price difference between a conventional medium- or heavy-duty vehicle and a comparable ZEV in the early ZEV market can be hundreds of thousands of dollars leading to unexpectedly high sales tax bills for early ZEV buyers. As the ZEV market matures, the price difference between zero-emission and conventional vehicles will decrease, and this tax and fee relief will no longer be needed. As discussed in Chapter 6, other states and countries, such as Maryland, New Jersey,

³¹⁰ Hardman, et al., 2018.

³¹¹ For example, a pickup truck needed to move lawn and garden equipment.

³¹² Mullin, Chapter 684, Statutes of 2019.

³¹³ Governor's Interagency Working Group on Zero-Emission Vehicles, 2018. September 2018.

Washington, China, Japan, Netherlands, Norway, and others, provide some type of sales tax relief to ZEV owners and California should too.

Finally, dedicated zero-emission truck lanes along busy freight corridors, such as the Interstate 710 highway and others near disadvantaged or low-income communities, would encourage truck operators to switch to zero-emission technology in order to save time. ZEV infrastructure should be installed nearby these zero-emission truck lanes for maximum uptake.

2) Fuel costs

Predictable, cost-competitive and stable fuel costs are critical to encourage consumers and fleets to choose ZEVs. Electricity costs for transportation electrification are difficult to predict and can be high, especially for commercial entities.^{314, 315} Individuals and fleet operators have a difficult time estimating their electricity bill, fuel production costs due to complex electricity rate structures and demand charges.³¹⁶ The California Public Utilities Commission (CPUC) has an open rulemaking³¹⁷ that includes developing electricity rates for transportation electrification for the investor-owned utilities in response to SB 350³¹⁸ and SB 1000.³¹⁹

a. Define SB 350 transportation electrification to be inclusive of renewable hydrogen.

CARB staff recommend amending SB 350³²⁰ to include renewable hydrogen fuel in the definition of transportation electrification in order for utilities to develop electricity rate structures that reduce the cost of hydrogen production. This could attract private investments to generate more renewable hydrogen production thereby supporting the expanding number of hydrogen fueling stations. Renewable hydrogen production, storage, and distribution is energy intensive and may not be economic under currently available electric rate structures. Electricity rates designed to reduce the cost of renewable hydrogen production can also encourage hydrogen production to occur when it is most beneficial to the electricity grid. There is currently very little publicly available hydrogen fueling infrastructure, which could delay the deployment of hydrogen-powered fuel cell electric vehicles. These vehicles can play a complementary

³¹⁴ Nicholas, 2018.

³¹⁵ Lee and Clark, 2018. Harvard Faculty Research Working Paper Series RWP18-026. September 2018. "Charging the Future: Challenges and Opportunities for Electric Vehicle Adoption." https://projects.iq.harvard.edu/files/energyconsortium/files/rwp18-026_lee_1.pdf.

³¹⁶ Because demand charges are based on the maximum load, rather than the average, they penalize short bursts of high power demanded from charging electric vehicles, especially with the faster chargers. Demand charges favor consistent loads, even if high.

³¹⁷ CPUC, 2018. December 13, 2018. "Order Instituting Rulemaking to Continue the Development of Rates and Infrastructure for Vehicle Electrification: Rulemaking 18-12-006." <http://docs.cpuc.ca.gov/PublishedDocs/Published/G000/M252/K025/252025566.PDF>.

³¹⁸ De León, Chapter 547, Statutes of 2015.

³¹⁹ Lara, Chapter 368, Statutes of 2018.

³²⁰ De León, Chapter 547, Statutes of 2015.

role in electrifying the medium- and heavy-duty transportation sector as well as the passenger vehicle market. It is also currently difficult to directly track and measure the use of renewable hydrogen by transportation electrification uses. Dedicated renewable hydrogen facilities specifically for transportation electrification uses would facilitate the development and deployment of technology-specific electric rates.

b. Set targets for technologies and strategies that integrate electric vehicles with the electricity grid to lower the cost of fueling.

CARB staff recommend setting targets for the deployment of low carbon distributed energy resources and load management strategies because these strategies, which require statutory changes, help build in predictability and reduce the costs of using electricity and hydrogen as a transportation fuel. Distributed energy resources include on-site renewable energy generation and energy storage systems. Here, load management strategies encompass demand response, time-of-use pricing, and vehicle grid integration, which includes smart charging. Some of these strategies, like smart charging and using low carbon distributed energy resources, allow charging of multiple vehicles at the same time without overtaxing the electrical system. In addition, these strategies can also increase renewable power integration and provide other grid services. Utilizing electric vehicles as a grid resource and compensating vehicle owners for the value to the grid can help drive down the costs of transportation electrification, especially when they reduce or eliminate demand charges. In collaboration with CARB and other State agencies, the CEC is working on revising the California Vehicle-Grid Integration Roadmap.

c. Require the Integrated Resource Plans submitted by publicly owned utilities (POUs) to the California Energy Commission (CEC) include details of electricity rate design for transportation electrification.

CARB staff recommend requiring POUs develop electricity rates that support transportation electrification across all transportation sectors and report on the progress made. Although some publicly owned utilities have already deployed electricity rates to support ZEVs,³²¹ more should do so.

³²¹ These include Alameda Municipal Power (<https://afdc.energy.gov/laws/12105>), Azusa Light and Water (<https://afdc.energy.gov/laws/12106>), Burbank Water and Power (<https://afdc.energy.gov/laws/12107>), Los Angeles Department of Water and Power (<https://afdc.energy.gov/laws/6142>), and Sacramento Municipal Utility District (<https://afdc.energy.gov/laws/4241>). Accessed July 1, 2019.

3) ZEV refueling infrastructure

Current ZEV fueling and charging infrastructure is insufficient to support the growing population of ZEVs. Long-term, holistic infrastructure planning is critical to giving consumers confidence in ZEVs, to expand ZEVs to more market segments and heavy-duty applications, and to increase zero-emission miles in PHEVs.

a. Extend CEC’s Clean Transportation Program beyond 2023 and promote ZEV fuels.

Both electric vehicle and hydrogen refueling infrastructure investment will continue to be needed after 2023, when the funding sunsets, in order to continue closing the large gap between needed electricity and hydrogen refueling infrastructure and the State’s ZEV deployment targets.^{322, 323} State support is critical to ensure that refueling stations are distributed throughout the State to serve all markets and to allow the ZEV market to mature sufficiently for infrastructure to become a sustainable business model.

b. Convene a multi-agency working group with the goal of accelerating the deployment of ZEV infrastructure.

Sufficient refueling infrastructure that supports light-, medium- and heavy-duty zero-emission vehicles and off-road equipment is crucial for the accelerated ZEV deployment needed to achieve the State’s goals. Although California is far ahead of the curve in the number of electric vehicle recharging and hydrogen refueling infrastructure, there is still a significant gap to support the light-duty ZEVs, not to mention the other transportation sectors. Developing ZEV infrastructure for heavy-duty and off-road sectors is also needed to serve the growing number of ZEVs in these sectors driven by recent and upcoming regulations.³²⁴ Therefore, CARB staff recommend that the Governor’s Interagency Working Group on Zero-Emission Vehicles convene a ZEV infrastructure taskforce led by GO-Biz, in collaboration with industry partners, to develop a holistic infrastructure plan across all transportation sectors, identify and address barriers to ZEV infrastructure deployment, ensure parity between all zero-emission technologies, address broader infrastructure issues such as implications for electricity transmission and distribution, develop strategies that reduce the cost of producing renewable hydrogen fuel, assess strategies for increasing resiliency, compare ZEV infrastructure costs across State agencies’ ZEV programs, identify cost-effective investment strategies, help streamline the application for State-funded zero-emission vehicle and infrastructure incentives, maintain a database of heavy-duty and off-road ZEVs in California, and monitor progress.

³²² Bedir, et al., 2018.

³²³ CARB, 2018b. July 2018.

³²⁴ The Innovative Clean Transit, the Zero-Emission Airport Shuttle, and the Advanced Clean Truck regulations have been adopted. The Zero-Emission Transport Refrigeration Unit Regulation, and the Zero-Emission Drayage Truck Regulation, among others, are being developed.

To support further adoption of ZEVs, the State must continue planning and investing in hydrogen and electricity refueling infrastructure. The CEC and CPUC, in collaboration with CARB, have ongoing and new efforts focused on assessing the electric vehicle infrastructure needs across all transportation applications. The new infrastructure planning efforts are in response to AB 2127³²⁵ and SB 350.³²⁶ This assessment's inclusion of infrastructure needs for medium- and heavy-duty and off-road vehicles will be crucial to the successful establishment of a ZEV infrastructure network that will address near-term needs for a system to accommodate the accelerated deployment of ZEVs driven by CARB's recent ZEV transit regulation and upcoming ZEV freight regulations. In order for these regulations to be successful, zero-emission bus, truck, and transport refrigeration unit infrastructure is needed at transit centers, cold storage facilities, grocery stores, seaports, railyards, truck stops and many other locations throughout the State. Large-scale deployments of electric-fueled vehicles could require broader distribution and transmission system upgrades and the costs to accommodate the incremental load at each site can be hard to predict. This working group could identify strategies to holistically plan for the broad system upgrades needed to transition fleets to zero-emission vehicles. Furthermore, the group could find alternative recharging locations off-site that minimize expensive renovations needed to support on-site charging infrastructure.

On the hydrogen refueling side, current efforts have been focused primarily on the light-duty sector but there is greater potential to achieve affordable hydrogen fuel prices at an earlier date if hydrogen-fueled vehicle deployment can be accelerated and expanded to the off-road, medium- and heavy-duty sectors, since these have greater per-vehicle energy demands.³²⁷ Therefore, CARB staff recommend increased planning and investments in the hydrogen off-road and medium- and heavy-duty sectors in addition to the continued support for the hydrogen light-duty sector and to plan holistically across both fuels through a multi-agency effort led by the GO-Biz through the Interagency ZEV Task Force.

c. Require that electric vehicle charging infrastructure provisions in California's Green Building Standards (CALGreen) Code include mandatory installation of level 2 charging in new construction, and require infrastructure installation at existing buildings undergoing major renovations.

One of the main barriers to ZEV adoption is limited access to charging stations. California's Green Building Standards (CALGreen) Code requires low-cost charging infrastructure in new buildings to support future installation of level 2 charging stations. Since new buildings represent a very small percent of total

³²⁵ Ting, Chapter 365, Statutes of 2018.

³²⁶ De León, Chapter 547, Statutes of 2015.

³²⁷ California Fuel Cell Partnership, 2018. July 2018. "The California Fuel Cell Revolution: A Vision for Advancing Economic, Social, and Environmental Priorities." <https://cafcp.org/sites/default/files/CAFCCR.pdf>.

buildings Statewide, it is essential that building standards are expanded to include cost-effective provisions to install charging infrastructure in existing buildings. Additionally, actual charging stations are needed to meet the demand for electric vehicle recharging. CARB staff recommend that the Building Standards Commission (BSC), Housing and Community Development (HCD), and the Division of the State Architect (DSA) update the CALGreen Code to include cost-effective requirements for installation of charging infrastructure in existing buildings. Furthermore, BSC, HCD, and DSA should evaluate options to update the CALGreen Code with provisions for the installation of charging stations.

d. Provide tax incentives for ZEV infrastructure.

Because of the significant gap in light- and heavy-duty ZEV infrastructure noted in Chapter 3, CARB staff recommend a temporary exemption of sales taxes on new electric vehicle recharging or fuel cell refueling infrastructure, especially those that will be installed by public entities, such as transit agencies and school districts, and private fleets, as a way to encourage its installation. An exemption of sales taxes on ZEV infrastructure components will allow private and public funding for ZEV infrastructure to be maximized. Additionally, a tax credit provided to property owners that install ZEV infrastructure would also help minimize the ZEV gap infrastructure. These tax credits could be limited to infrastructure installed in disadvantaged or low-income communities that are made available for public use.

e. Require charging infrastructure at both new and existing State facilities where feasible.

CARB staff recommend requiring State facilities to install charging infrastructure to serve the public and State employees to use ZEVs. Additionally, the State's fleet should lead by example. DGS should establish feasibility criteria. For locations where DGS determines it is not feasible to install charging infrastructure, they should publicly disclose via a letter to the Secretary of Government Operations Agency (GovOps) the reason.

f. Provide CEC with additional funding for the deployment of light- and heavy-duty ZEV infrastructure within and near low-income and disadvantaged communities and schools.

By supporting cleaner trucks and buses operating in the communities, ZEV infrastructure for heavy-duty buses and trucks, including for transport refrigeration units, at warehouses, grocery stores, truck stops, ports, and rail, in disadvantaged communities would provide air quality benefits where they are needed most. Light-duty vehicle charging is also a barrier for households that cannot afford to install level 2 home charging, or face other barriers such as landlord resistance or lack of off-street parking. Recognizing that work pursuant

to Senate Bill 1000³²⁸ is underway, and that several existing State agency programs, such as the CEC's California Electric Vehicle Infrastructure Project (CALeVIP), contain provisions targeted to benefit disadvantaged communities, CARB staff recommend providing additional funding to locate ZEV refueling facilities within and near low- and moderate-income and disadvantaged communities to maximize the health benefits and accessibility of clean transportation options in these communities. This would include activities to address barriers for residents of multi-unit dwellings and affordable housing complexes to access refueling infrastructure, such as installing infrastructure at nearby, off-site locations that can be easily accessible to all.

Schools have limited budgets for expenditures for transporting students and many of the underfunded schools also have the oldest, dirtiest school buses. Additional funding for CEC targeted for fueling zero-emission school buses, in coordination with the incentive programs designed for zero-emission buses themselves, will facilitate replacement of polluting diesel school buses with zero-emission technology.

g. Direct CEC and CPUC to identify investment priorities for ZEV infrastructure to serve high-mileage fleets and build the business case for ZEV infrastructure.

Because high-mileage fleets, such as ride-hailing services, transit, delivery vehicles, and heavy-duty applications have the potential to reduce more GHG and criteria air pollutants through ZEVs, CARB staff recommend that CEC and CPUC examine investment priorities and support ZEV infrastructure assets that reduce the cost of ZEV infrastructure, including by lowering the cost of upstream transmission and distribution system upgrades (e.g., transformers) that may be needed to accommodate large-scale deployments of high-mileage or heavy-duty vehicles. Furthermore, the business case for ZEV infrastructure needs to be assessed.

h. Increase CEC and Caltrans funding for state-of-the-art ZEV regional readiness planning and implementation, including engagement with local jurisdictions.

Regional readiness plans enable communities to plan for and efficiently deploy infrastructure that supports electric and fuel cell vehicles, permitting procedures, and other supportive policies that enable successful support of ZEVs within a region. CARB staff recommend increasing support of CEC's ZEV regional readiness planning and implementation grants and similar grants from Caltrans that take into account newer vehicle and infrastructure technology, the evolution of mobility, and an integrated approach to light-, medium- and heavy-duty applications. This recommendation includes support to involve local communities in the development and implementation of transportation planning

³²⁸ Lara, Chapter 368, Statutes of 2018.

efforts. These plans should also be rewarded with streamlined grant requirements for implementation funding.

i. Expand focus of transportation funding to reflect ZEV infrastructure needs at seaports and freight distribution facilities.

Statutory support for developing key ZEV infrastructure projects will help enable adoption and operation of zero-emission technologies along major freight corridors, ports, freight distribution centers, and hubs, per the 2018 ZEV Action Plan Priorities Update.³²⁹ For example, when improving a conventional roadway in these freight areas, an adjacent zero-emission truck parking and refueling facility should also be installed to support transportation electrification in freight.

j. Direct the Electric Program Investment Charge (EPIC) programs, implemented by the CEC and the investor-owned utilities, to include research and development into next-generation ZEV infrastructure technologies and operational strategies, including a focus on growing ZEVs in disadvantaged communities.

Newer technologies and strategies, such as wireless charging, ultrafast charging stations, and vehicle-to-grid integration, have potential to increase convenience of refueling ZEVs, thereby helping to grow the ZEV market. CARB staff encourage long-term research and development (R&D) in the next-generation of ZEV refueling infrastructure technologies and operational strategies in order to facilitate the ease and speed of refueling ZEVs. CARB staff recommend increasing funding for EPIC for R&D for next-generation technologies that can reduce the refueling time and increase the convenience of ZEVs, such as wireless charging, ultrafast charging, and portable stations and also increase grid resiliency. Future operational strategies may be able to reduce the fixed cost of installing ZEV infrastructure and minimize the cost of electricity.

4) Local policies

Local governments currently do not have explicit authority or a uniform statutory framework to implement policies such as zero-emission zones or road usage- or emissions-based pricing, but these policies are likely to yield substantial local air quality benefits,³³⁰ could create new local revenue, and would send a strong signal about the future of ZEVs. These policies should be developed in the context of the local government's general plan. Local governments play a critical role in preparing their

³²⁹ Governor's Interagency Working Group on Zero-Emission Vehicles, 2018.

³³⁰ Simeonava, et al., 2018. National Bureau of Economic Research Working Paper Series. March 2018. "Congestion Pricing, Air Pollution and Children's Health." <https://www.nber.org/papers/w24410.pdf>.

communities for ZEVs, and in motivating their community members to opt for ZEVs.³³¹,
³³² Therefore, CARB staff suggest the following three actions:

a. Provide explicit authority to local jurisdictions to create zero-emission zones.

Statute allowing for the creation of zero-emission zones would support ZEV market growth. CARB staff recommend enabling local jurisdictions to create zero-emission zones³³³ either where only ZEVs are allowed to operate or access without fees. These should be designed with equity considerations and to minimize the exposure of sensitive populations to air pollution. The 2028 Olympics in Los Angeles would be an opportunity to show the world what is possible.³³⁴ These zones could be at the city-level involving all vehicles or focused on encouraging the adoption of zero-emission delivery trucks through localized green loading zones that preferentially allow zero-emission deliveries or green logistics zones that restrict internal combustion delivery trucks at certain times and locations such as those in effect in Shenzhen, China.³³⁵ Furthermore, ports and other freight facilities could also establish fast green lanes for zero-emission trucks during peak hours that provide “front-of-the-line” access as a motivation for encouraging early ZEV adoption.

b. Provide explicit authority to local governments to implement equitable pricing mechanisms that favor pooling and ZEVs in a way that meets the mobility needs of priority populations.

Pricing mechanisms support multiple State goals, including accelerating the ZEV market. CARB staff recommend enabling local governments to implement pricing mechanisms that reduce vehicle miles traveled (VMT), increase pooling or sharing of vehicle trips, favor ZEVs, and meet the mobility needs of low- and moderate-income and disadvantaged communities. The pricing mechanisms that can be implemented at the local level include congestion pricing, cordon pricing, or operating fees on new mobility services, which would create new revenue to address regional mobility needs. This recommendation includes a requirement that these pricing mechanisms be designed and implemented in a way that minimizes negative impacts and maximizes benefits to low- and moderate-income households and disadvantaged communities. For example,

³³¹ Governor’s Office of Planning and Research, 2013. “Zero-Emission Vehicles in California: Community Readiness Guidebook.” http://opr.ca.gov/docs/ZEV_Guidebook.pdf.

³³² Hardman, et al., 2020. International EV Policy Council Policy Guide. “Exploring the Role of Cities in Electrifying Passenger Transportation.” <https://phev.ucdavis.edu/wp-content/uploads/exploring-role-cities-electrifying-passenger-transportation-2020.pdf>.

³³³ Defined by a set geographical boundary that can go into effect at different at specific times and/or days of the week.

³³⁴ Walford, 2018. August 7. 2019. “Goals for 2028 – The Transportation Group Committed to Cleaner Air During LA Olympics.” <https://www.autofutures.tv/2019/08/07/cleaner-air-during-la-olympics/>. Accessed August 15, 2019.

³³⁵ Crow, et al., 2019. Rocky Mountain Institute. July 2019. “A New EV Horizon: Insights from Shenzhen’s Path to Global Leadership in Electric Logistics Vehicles.” <https://rmi.org/wp-content/uploads/2019/06/a-new-ev-horizon.pdf>.

the revenue source could be used to enhance public transportation or vehicle scrap and replace programs, and exemptions could be granted for priority populations. In contrast, the current system of free roads disproportionately burdens lower-income communities while benefiting the more affluent.³³⁶ In order to design a successful program, California can draw upon various examples implemented or planned worldwide that would minimize adverse equity impacts, including New York, Chicago, London, Paris, Stockholm, Oslo, and Singapore.^{337, 338}

c. Incentivize local governments to develop local ZEV readiness plans and implement policies to encourage the use of ZEVs, such as preferential or discounted parking programs and curbside charging.

Regional readiness plans enable communities to plan for and efficiently deploy ZEV infrastructure, permitting procedures, and other supportive policies that enable successful support of ZEVs within a region. Local governments also have the ability to implement many policies that favor ZEVs, for example by providing curbside charging and parking-related incentives such as free or discounted parking for ZEVs or by locating ZEV parking spaces in desirable locations.

5) Fleet adoption

As a wider array of ZEVs and PHEVs becomes available, light-, medium-, and heavy-duty commercial fleets of all types will have more opportunities to adopt and use them, with the potential to rapidly expand both market growth and consumer awareness of ZEVs and zero-emission miles.

a. Direct CARB to adopt zero-emission mileage requirements in all high-mileage and new mobility fleets (such as carsharing), while ensuring that these requirements also aim to minimize vehicle miles traveled overall (e.g., by building connections to transit and active transportation wherever possible, similar to SB 1014).³³⁹

High mileage vehicles, such as those used for carsharing and delivery fleets, emit more GHGs and criteria air pollutants because each vehicle is driven much more than average. The only related CARB effort in the light-duty sector has been the development of the Clean Miles Standard,³⁴⁰ in response to SB 1014, which will require TNCs to decrease their carbon dioxide emissions per passenger mile over time and meet zero-emission mile targets. CARB is

³³⁶ Manville and Goldman, 2017. March 24, 2017. "Would Congestion Pricing Harm the Poor? Do Free Roads Help the Poor?" *Journal of Planning Education and Research*. Volume 38, Issue 3, Pages 329-344.

<https://doi.org/10.1177%2F0739456X17696944>

³³⁷ DuPuls, et al., 2019. National League of Cities. "Making Space: Congestion Pricing in Cities."

https://www.nlc.org/sites/default/files/2019-08/CSAR_ConjestionPricingReport_Final.pdf.

³³⁸ Ecola and Light, 2009. RAND Technical Report. "Equity and congestion pricing: A Review of the Evidence."

https://www.rand.org/pubs/technical_reports/TR680.html.

³³⁹ Skinner, Chapter 369, Statutes of 2018.

³⁴⁰ See Appendix B for a description and status of the Clean Miles Standard.

developing the ZEV Truck Regulation³⁴¹ for medium- and heavy-duty fleets. CARB staff recommend requiring a minimum percentage of zero-emission miles in other types of high-mileage and new mobility light-duty applications, such as carsharing, taxis, on-demand delivery services, and driverless vehicles. Because these vehicles have high mileage and thus have the ability to reduce a greater amount of GHG and criteria pollutant emissions compared to a privately owned vehicle, targeting high mileage new mobility vehicles would result in more emissions savings. This recommendation is aligned with the principles outlined by the Multi-Agency Workgroup on Automated Vehicle Deployment for Healthy and Sustainable Communities.³⁴²

b. Direct the Department of General Services (DGS) to track vehicle usage and establish zero-emission VMT targets for the State’s fleet, and set ZEV targets for other vehicles used by the State (e.g., rental cars and new mobility services used for State employee travel).

California is leading by example by requiring all new non-public safety sedans purchased by State agencies to be ZEVs. California should continue leading by example setting a zero-emission VMT target in order to ensure these vehicles are actually utilized. Replacing gasoline and diesel miles with zero-emission miles supports the underlying State air quality and climate goals. Because California recently selected a vendor as its single vehicle telematics provider,³⁴³ CARB staff recommend that the Department of General Services (DGS) take advantage of the data obtained from logging in-use vehicles across California’s light-, medium-, and heavy-duty fleet to help meet State goals. Specifically, data collected and analyzed through the vendor could identify opportunities to decrease overall VMT and increase zero-emission VMT. In the longer-term, CARB staff recommend directing DGS to set VMT and zero-emission-VMT targets for the State’s fleet based on the data logged and the availability of ZEVs to meet the operational needs of the State fleet.

Additionally, CARB staff recommend directing DGS to set ZEV targets for light-, medium-, and heavy-duty vehicles contracted by the State. This includes vehicle purchases, long-term leases and rentals, as well as short-term rentals and new mobility services used during State employee travel. In addition, CARB staff encourage DGS to institute a “ZEV first” requirement for car rentals, when vehicles available meet the needs of the rental agency. These new actions would build upon existing State directives regarding State agency fleet electric

³⁴¹ See Appendix B for a description and status of the ZEV Truck Regulation.

³⁴² California Multi-Agency Workgroup on AV Deployment for Healthy and Sustainable Communities, 2018. “Automated Vehicle Principles for Healthy and Sustainable Communities.” http://opr.ca.gov/docs/20181115-California_Automated_Vehicle_Principles_for_Healthy_and_Sustainable_Communities.pdf.

³⁴³ Geotab, 2019. Press Release. May 15, 2019. “Geotab Selected as Sole Telematics Provider by the State of California.” <https://www.geotab.com/press-release/california-contract-win/>. Accessed July 1, 2019.

vehicle purchases^{344, 345, 346, 347, 348, 349} and would help to further accelerate the ZEV market in order to meet the air quality and climate goals.

With respect to State employee travel, CARB staff first recommend increasing the travel lodging rates to allow employees to stay as close as possible to the travel event location. This would result in reduced VMT during travel by not needing to rent or use a vehicle to reach the travel event location.

c. Establish ZEV targets for other government fleets as ZEV models become available to meet their needs.

Local governments should also lead by example, and prepare for the increasing number of ZEVs in their jurisdictions. CARB staff recommend setting a minimum percentage ZEV requirement for local jurisdiction's light-, medium-, and heavy-duty fleets, and in particular the higher usage vehicles within those fleets, as ZEVs become available to meet their needs. This is already required for public transit agencies through the Innovative Clean Transit regulation.

6) Outreach and education

Low ZEV awareness has been identified as a main barrier to ZEV adoption,^{350, 351} and ongoing efforts lack sufficient resources to scale up.

a. Create a heavy-duty electrification Ombudsperson to provide expertise to fleets that are transitioning to ZEVs.

Because heavy-duty fleets need help navigating the transition to ZEVs when implementing new and upcoming heavy-duty and off-road regulations,³⁵² CARB staff recommend funding a Statewide position dedicated to providing guidance on opportunities to minimize electricity and hydrogen costs, liaise with utilities, and help resolve issues with ZEV infrastructure permitting will help ensure these regulations are successful. Electricity costs for transportation electrification are

³⁴⁴ SB 498 (Skinner, Chapter 628, Statutes of 2017) also requires the purchase of at least 50 percent light-duty ZEV purchases for the State fleet beginning in 2024-2025 and every year thereafter.

³⁴⁵ DGG, 2016. State Administrative Manual Management Memo 16-07. December 2, 2016. "[Zero-Emission Vehicle Purchasing and Electric Vehicle Service Equipment Infrastructure Requirements.](#)"

³⁴⁶ [Executive Order B-18-12](#) orders that State agencies identify and pursue opportunities to provide electric vehicle charging stations, and accommodate future charging infrastructure demand, at employee parking facilities in new and existing buildings. Accessed July 1, 2019.

³⁴⁷ [Executive Order B-16-12](#) set a minimum light-duty ZEV purchase requirement for the State fleet of at least 10 percent by 2015 and 25 percent by 2020. Accessed July 1, 2019.

³⁴⁸ AB 739 (Chau, Chapter 639, Statutes of 2017) calls for 30 percent of all new medium- and heavy-duty state vehicle purchases to be ZEVs by 2030.

³⁴⁹ [Executive Order N-19-19](#). September 20, 2019.

³⁵⁰ Kurani, et al., 2016. Final Report. March, 2016. "[New Car Buyers' Valuation of Zero-Emission Vehicles: California.](#)"

³⁵¹ Turrentine, et al., 2018. International EV Policy Council Policy Guide. March 2018, "[Driving the Market for Plug-in Vehicles: Increasing Consumer Awareness and Knowledge.](#)"

³⁵² Such as the Innovative Clean Transit, Advanced Clean Trucks, Zero-Emission Airport Shuttle, Zero-Emission Transportation Refrigeration Units, and others.

difficult to predict and can be higher than gasoline or diesel depending on the electricity rate a fleet is enrolled in through their local utility and their charging behavior, especially for commercial entities.^{353, 354}

b. Increase funding for existing and new programs for ZEV consumer and fleet outreach and education campaigns to build awareness and dispel misconceptions about ZEVs, including for priority populations and heavy-duty fleet operators.

CARB staff recommend increased funding for efforts that grow ZEV awareness and understanding. Multiple studies have found that ZEV awareness is low, thus limiting market growth.³⁵⁵ If consumers and fleet operators do not know about these vehicles, or are misinformed about ZEVs, they will not buy or lease them. There are ongoing efforts focused on ZEV educational campaigns, such as the DriveClean website,³⁵⁶ the Clean Vehicle Rebate Project outreach,³⁵⁷ ride-and-drives, and more recently, Veloz's Statewide consumer awareness campaign,³⁵⁸ but these have been small scale due to limited resources. CARB staff also recommend seeking investments from the private sector to support these efforts. Additionally, CARB staff recommend piloting out-of-the-box efforts, such as incentivizing light- and heavy-duty driver education facilities to train future drivers using ZEVs to increase awareness and familiarity with the technology, which could be a powerful outreach campaign.

c. Fund training for local government inspection, building, and planning officials, and developers and builders, about ZEVs and ZEV infrastructure to achieve ZEV infrastructure permit streamlining for light- and heavy-duty applications.

Installation of infrastructure is taking longer to build out in California than in other states due in part to slow permitting processes. ZEV infrastructure permitting timeliness and complexity is a barrier despite the requirement for local jurisdictions to streamline permitting pursuant to AB 1236,³⁵⁹ which requires all cities and counties to develop an expedited, streamlined permitting process for all levels of electric vehicle charging stations. Outreach to

³⁵³ Nicholas, 2018. ICCT Briefing. February 2018. "Ensuring Driving on Electricity is Cheaper than Driving on Gasoline." https://theicct.org/sites/default/files/publications/Driving-on-electricity-versus-gasoline_ICCT-Briefing_26022018_vF.pdf.

³⁵⁴ Lee and Clark, 2018. Harvard Faculty Research Working Paper Series RWP18-026. September 2018. "Charging the Future: Challenges and Opportunities for Electric Vehicle Adoption." https://projects.iq.harvard.edu/files/energyconsortium/files/rwp18-026_lee_1.pdf.

³⁵⁵ Turrentine, et al., 2018. International EV Policy Council Policy Guide. March 2018, "Driving the Market for Plug-in Vehicles: Increasing Consumer Awareness and Knowledge." <https://phev.ucdavis.edu/wp-content/uploads/Consumer-Education-Policy-Guide-March-2018.pdf>.

³⁵⁶ CARB. "DriveClean." <https://www.driveclean.ca.gov/>. Accessed August 1, 2019.

³⁵⁷ See <https://cleanvehiclerebate.org/eng/ev> and <https://cleanvehiclerebate.org/eng/local-events-and-workshops>.

³⁵⁸ Veloz, 2019. "Electric For All." <https://www.veloz.org/initiatives/electric-for-all/>. Accessed August 15, 2019.

³⁵⁹ Chiu, Chapter 598, Statutes of 2015.

permitting officials and builders regarding siting and permit review best practices would speed up and reduce the cost of ZEV infrastructure installations for both light-duty and heavy-duty applications.³⁶⁰ CARB staff recommend funding to help facilitate ZEV infrastructure permit streamlining per AB 1236. In conversations with local jurisdictions, many have mentioned they have not complied with AB 1236 due to limited resources.³⁶¹ This recommended funding would also include instruction for local government inspection, building, planning, and permitting staff on zero-emission vehicles and infrastructure in order to help facilitate quicker resolution of permits. Additionally, this permit streamlining process and training should be expanded to include hydrogen stations as well. Finally, this recommendation includes training for residential and commercial developers and builders to increase their understanding of ZEV infrastructure, CALGreen building code requirements, California Building Code accessibility requirements, and the permitting process.

7) Technology incubation and workforce development

Accelerating innovative ideas from the lab to commercialization through technology incubation will help develop the ZEV market, which will in turn support economic development. The ZEV transition will require a growing workforce that can manufacture, repair, and support zero-emission vehicles and infrastructure to support job creation and business development. Both the Cap-and-Trade Auction Proceeds Third Investment Plan³⁶² and CARB staff's report that identified barriers that low-income Californians face in accessing zero-emission transportation options³⁶³ highlighted the importance of workforce training, especially within disadvantaged and low-income communities, to enable the transition to a low carbon economy and zero-emission transportation.

a. Provide funding for CARB to establish public-private partnerships with manufacturers and the academic community to foster experimentation and innovation.

CARB staff recommend funding for CARB to pilot how partnerships between industry, the academic community, and the public sector could help accelerate the commercialization and deployment of ZEVs. For example, the funds could be used to pilot technology incubations, business to business matchmaking services, innovative pilots to accelerate commercialization and deployment of ZEVs, research into sustainable business models for ZEV manufacturers and charging/fueling, ZEV opportunities in the freight sector, create a public forum for sharing lessons learned from adopting zero-emission technologies across the

³⁶⁰ GO-Biz's Electric Vehicle Charging Station Permitting Guidebook provides a foundational outreach document: <http://businessportal.ca.gov/wp-content/uploads/2019/07/GoBIZ-EVCharging-Guidebook.pdf>.

³⁶¹ In July 2019, GO-Biz initiated a formal evaluation of compliance with AB 1236, and the effort continues.

³⁶² California Department of Finance and CARB, 2019. January 2019. "Cap-and-Trade Auction Proceeds Third Investment Plan: Fiscal Years 2019-20 through 2021-22."

https://www.arb.ca.gov/cc/capandtrade/auctionproceeds/2019_thirdinvestmentplan_final_021519.pdf.

³⁶³ CARB, 2018a.

various transportation sectors and applications, and examine strategies to ensure California’s policies are exportable to other jurisdictions. These partnerships would help California build a sustainable ZEV market and ensure that the State remains at the leading edge of the ZEV transition.

b. Study the workforce needed to grow the ZEV market and identify strategies to ensure there is no gap of qualified workers while expanding the ZEV workforce to disadvantaged communities.

In order to achieve the State’s ZEV goals, ZEV infrastructure must be deployed much more rapidly than it currently is. This means there may be a significant opportunity to grow the number of high-quality jobs within the ZEV workforce, particularly within disadvantaged communities and under-represented workers. This study should identify strategies to ensure that the ZEV workforce extends to those that would benefit most and propose a mechanism to implement these strategies within California, such as through the creating of a task force or a California interagency working group.

c. Increase investment in existing California Workforce Development Board (CWDB) and Employment Training Panel (ETP) programs that target occupation and skill gaps and promote job preparation through partnerships between educational institutions and ZEV-related employers.

Growing a strong ZEV workforce requires that professional development, training, and apprenticeships match occupation gaps and lead to employment. This investment is particularly critical for priority populations. CARB staff recommend funding for CWDB to build partnerships between ZEV-related industries and educational institutions, aligned with the High Road Training Partnerships (HRTTP) initiative.³⁶⁴ These partnerships would then identify the expected occupation and skill gaps in order to determine the appropriate ways to prepare the needed workforce through professional development, training, pre-apprenticeships, and apprenticeships. CARB staff additionally recommend additional funding for ETP to implement a deliberative workforce development effort targeted to disadvantaged communities. This effort would include curriculum development and vocational instruction focused on developing the skills identified by ZEV-related industry training partnerships.

d. Fund CWDB to conduct research on the net job benefits from public investments in zero-emission vehicles and infrastructure and identify strategies to ensure the quality and accessibility of these jobs.

Transitioning the transportation sector to zero-emission will create jobs associated with low carbon transportation but more information on the net flow

³⁶⁴ CWDB’s High Road Training Partnerships ([HRTTP](#)) initiative invests in labor market intermediaries that help convene employers and workers, by industry and within a specific region, to: 1) address the critical skill issues emerging as every industry faces the challenges of climate change and environmental sustainability, 2) increase the capacity of firms and workers to adapt and compete in a carbon-constrained economy, and 3) help California communities prosper by creating accessible local pathways into safer, healthier, and more highly skilled jobs.

of jobs between economic sectors is needed to ensure that California's economy remains strong. CARB staff recommend funding research through CWDB to analyze the number, type, and quality of jobs resulting from the transportation electrification projects funded through public and utility ratepayer investments. Furthermore, this study should also identify and examine strategies that public agencies can take in order to ensure that public funds are creating or supporting, and increasing access to high quality jobs; the CEC demonstrated one such strategy, by incorporating information about employee work environment, policies, and practices³⁶⁵ into their scoring criteria for a zero-emission school bus solicitation.³⁶⁶ Furthermore, a more general and holistic study is also needed to determine the overall impact of the transition of the transportation sector to zero-emission technology on the economy and jobs.

8) Program flexibility

Agencies administering ZEV programs need flexibility and longer expenditure deadlines for funding to respond to the rapidly evolving ZEV market, keep programs streamlined and easy to access and understand by consumers, support ZEV development especially in the earliest stages of commercialization, and respond to needs from priority populations.

a. Ensure ZEV program adaptability as the market grows.

Many existing ZEV programs have specific requirements that become outdated as the ZEV market matures, hindering their ability to respond to the emerging market. More flexibility in funding program requirements would allow investments to shift toward the emerging technologies that will continue to accelerate the ZEV transition. CARB staff recommend allowing discretion and flexibility when agencies develop and implement programs aligned with State goals. This discretion and flexibility to make changes to ZEV programs in real-time would allow agencies to respond to a maturing ZEV market and other external factors. This would help CARB and other administering agencies create innovative solutions to simplify and streamline ZEV programs for consumers and fleet operators while still meeting the program's goals.

b. Continue to provide six years to spend ZEV incentive funding especially for technology demonstration projects, pilots, and programs that include ZEV refueling infrastructure.

CARB staff recommend continued extension of the liquidation deadlines for Clean Transportation Incentives from two years to liquidate to four, as was done in the 2019-2020 budget, in order to ensure sufficient time for program completion—especially for technology demonstration projects, pilots, and

³⁶⁵ This includes information on the wages, benefits, hours worked, and opportunities for training and upward mobility.

³⁶⁶ CEC, 2019. "GFO-18-604 - Establish Bulk Purchase Pricing for Electric School Buses." <https://www.energy.ca.gov/solicitations/2018-12/gfo-18-604-establish-bulk-purchase-pricing-electric-school-buses>. Accessed Aug 15, 2019.

programs that include ZEV infrastructure since building these pre-commercial vehicles and designing and installing ZEV infrastructure is a multiyear process. Continuing to have four years to liquidate and two to encumber the funds, as the 2019-2020 budget allows, is sufficient time. These projects have lengthy permitting and CEQA review processes, in addition to the complex vehicle manufacturing and installation of ZEV infrastructure that are difficult to complete in two years, as allowed by the budgets prior to 2019-2020; for demonstration projects this leaves little time for data collection and reporting. This recommendation would make funding deadlines consistent with similar technology demonstration programs administered by CEC³⁶⁷ that allow four years to liquidate.

³⁶⁷ These CEC programs are the Clean Transportation Program, also known as the Alternative and Renewable Fuel and Vehicle Technology Program (ARFVTP); the Electric Program Investment Charge Program (EPIC); and the Food Production Incentive Program.

CHAPTER 9: RECOMMENDATIONS FOR FLEETS TO INCREASE ZEVS

SB 498 also directed CARB to include recommendations on how vehicle fleet operators can increase the number of ZEVs in vehicle fleet use. For the purposes of SB 498, fleets are defined as ten or more vehicles under common ownership or operation. However, the recommendations outlined below apply to smaller fleets. These recommendations are for steps that owners and operators of light-, medium-, heavy-duty fleets as well as mixed fleets should take to increase the number of ZEVs, which may reduce their operating costs. These recommendations were developed by reviewing available resources.^{368, 369, 370, 371, 372, 373, 374, 375, 376, 377} California, along with Oregon, Washington, and British Columbia have created West Coast Electric Fleets³⁷⁸ as a clearinghouse of resources that fleets can utilize to increase ZEV usage by public and private fleets. In addition, CARB is currently funding a research study that, among other tasks, will create a guidance document for heavy-duty fleets looking to switch to alternative fuels;³⁷⁹ this document is expected to be available in 2020. CARB staff recommends fleets do the following:

³⁶⁸ Natural Resources Canada, 2018. "Greening Government Fleets: A Helpful Guide to Understanding Best Practices."

https://www.nrcan.gc.ca/sites/www.nrcan.gc.ca/files/energy/pdf/transportation/NRCan_GreeningGovFleets_e.pdf.

³⁶⁹ GreenBiz, 2018. "Curve Ahead: The Future of Commercial Fleet Electrification."

https://sustainability.ups.com/media/UPS_GreenBiz_Whitepaper_v2.pdf.

³⁷⁰ Lee and Clark, 2018.

³⁷¹ Lutsey and Nicholas, 2019. ICCT Working Paper. April, 2019. "Update on Electric Vehicle Costs in the United States through 2030." https://theicct.org/sites/default/files/publications/EV_cost_2020_2030_20190401.pdf.

³⁷² Li, et al., 2019. World Resources Institute. "How to Enable Electric Bus Adoption in Cities Worldwide." <https://wriorg.s3.amazonaws.com/s3fs-public/how-to-enable-electric-bus-adoption-cities-worldwide.pdf>.

³⁷³ Sclar, et al., 2019. World Resources Institute. "Barriers to Adopting Electric Buses."

<https://wriorg.s3.amazonaws.com/s3fs-public/barriers-to-adopting-electric-buses.pdf>.

³⁷⁴ Meroux and Tal, 2018. April 3, 2018. "Policies to Maximize Fuel Economy of Plug-in Hybrids in a Rental Fleet." SAE Technical Paper 2018-01-0670. <https://doi.org/10.4271/2018-01-0670>.

³⁷⁵ Foellmer, 2019. NAFA Webinar. June 5, 2019. "The Electrification Checklist."

<https://www.youtube.com/watch?v=2pDMV-66RwU>.

³⁷⁶ West Coast Electric Fleets, 2019. "Webinars" <http://www.westcoastelectricfleets.com/business-case-for-fleet-electrification/>. Accessed August 1, 2019.

³⁷⁷ CSE, 2019. "Clean Vehicle Rebate Project." YouTube Channel.

https://www.youtube.com/channel/UCY4k_1fFRLbkZ0sb5amstpw.

³⁷⁸ West Coast Electric Fleets, 2019. "West Coast Electric Fleets." <http://www.westcoastelectricfleets.com/>. Accessed August 15, 2019.

³⁷⁹ Samuelson, 2019. "The Optimal Route for a Clean Heavy Duty Sector in California."

https://ww3.arb.ca.gov/research/single-project.php?row_id=65448.

Battery Electric Vehicle Charging Infrastructure

Charging infrastructure: includes the “make-ready” components that support EV charging including the electrical infrastructure from the utility-side (e.g. transformer and distribution circuit) to the customer-side connecting the vehicle (electrical panel, conduit, and wiring) to the EVSE.

Electric vehicle supply equipment (EVSE): equipment that interconnects the alternating current from the electricity grid to the electric vehicle to allow charging.

There are three types of plugs for charging vehicles:

Level 1: uses a standard 120 volt electrical outlet; adds 2-5 miles of range per hour of charging.

Level 2: uses a 240 or 208 volt plug; adds 10-20 miles of range per hour of charging.

DC Fast Charger: uses a 408 volt plug and requires specialized, high-powered equipment and be supported by vehicle; adds 60-80 miles of range per 20 minutes of charging.

1) *Assess fleet needs*

a. **Assess current baseline of fleet vehicle usage, fuel consumption, maintenance, and costs.**

The first step in the process is to assess the current fleet vehicle usage and fuel consumption baseline for comparison with any alternatives. Vehicle usage refers to average daily miles driven, maximum daily miles driven, annual miles traveled, and the temporal pattern of vehicle operation and non-operation. The non-operation pattern is useful for figuring out if the vehicle is parked long enough to charge. Ideally, vehicle usage can be determined per individual vehicle, but the next best thing is to understand the vehicle usage per vehicle type, per route, or per application. The fleet vehicle usage can be easily tracked through a data logging or telematics device, a smart telephone application,³⁸⁰ or by the built-in telematics capability available in some vehicles. In addition, identify the most important vehicle performance characteristics per vehicle application. Through this assessment, identify potential good candidate routes or applications that can be served by ZEVs. To get the most out of the ZEVs, these vehicles should be placed in routes or applications where they can fully utilize the vehicle range to maximize the fuel savings.

³⁸⁰ Such as My Green Car, available at <https://mygreencar.com/>.

The fuel consumption of the current fleet should also be tallied by the same vehicle break down as utilized for the vehicle usage. This can be done by 1) tracking the number of gallons of fuels used, if fleet has dedicated fueling infrastructure, 2) checking with the fuel card provider as this is typically a service provided, if fleet uses such a service, or 3) summing the fueling receipts.

Benefits of Using Zero-Emission Vehicles in Fleets

- Decreased operating costs
- Quieter and smoother operation
- Petroleum fuel savings
- Reduced maintenance
- Protection against fuel price variability
- Reduced reliance on foreign oil
- Longer useful vehicle lifetime compared to conventional vehicle for some applications
- Significant fuel savings from reducing idling with zero-emission technology
- Reduced impact on local community and vehicle users
- Decreased air and climate pollutant emissions
- Positive company image
- Showcase leadership role
- Gain experience before required to use ZEVs through regulations
- Generate utility grade power from vehicles

b. Assess future fleet needs

Beyond knowing the expected fleet turnover, fleets should do their best to estimate their future needs. How will the fleet needs evolve over time? Is there a reason to expect the fleet must drive more or less? Will more or fewer vehicles be needed? Will a different vehicle utility be required? Taking time to assess future fleet needs is important in planning for success, regardless of which vehicle technology is utilized.

2) Research zero-emission options

a. Learn about zero-emission choices

Before choosing what vehicles to purchase or lease, learn about the latest ZEV offerings since choices are rapidly multiplying across the light-, medium-, and

heavy-duty applications. As the ZEV market matures, the variety in ZEV body styles and platforms continues to expand, supporting more zero-emission technologies used in diverse vocations. While most fleets zero-emission range requirements can be met with fuel cell technology, the electric range of plug-in electric vehicles also continues to expand, facilitating more integration of both plug-and fuel cell powered ZEVs throughout the fleet. In addition to learning about the vehicles, it is also important to test drive them using your fleet's drive cycle.

Barriers to Zero-Emission Vehicle Adoption by Fleets

- Higher upfront vehicle costs
- Lack of charging or fueling infrastructure
- No ZEVs available for specific applications
- Current vehicles available may not meet operational needs
- Confusing or unknown fueling costs
- Rigid procurement requirements, especially for public fleets
- Increased time for building certain ZEV medium- and heavy-duty vehicles
- Reluctance to change
- Vehicle manufacturer instability
- Discomfort with new technologies
- Too complicated
- Unknown residual value

A fundamental benefit of ZEVs is low operating and maintenance costs compared to conventional vehicles.³⁸¹ This is due to reduced maintenance needs from having fewer moving parts and from cheaper fuel cost per mile. However, because the upfront costs of new ZEVs is still higher than conventional vehicles, costs should be analyzed per the total cost of ownership. Fleet operators should also investigate used ZEVs. For some fleet applications, a used or repowered ZEV may meet the needs at a reduced upfront cost compared to a new ZEV.

³⁸¹ Hardman, et al., 2018. International EV Policy Council Policy Guide. March 2018. "Driving the Market for Plug-in Vehicles: Developing Charging Infrastructure for Consumers." <https://phev.ucdavis.edu/wp-content/uploads/Infrastructure-Policy-Guide-March-2018.pdf>.

Because fleet operators must consider refueling their vehicles and not only acquiring them, they should learn about the three charging speeds of plug-in electric vehicles, availability and access to public charging, and costs and options available for installing on-site electric vehicle infrastructure.

With respect to speed, most charging needs can be met with Level 1 or Level 2, with DC fast charging for days when the miles driven exceed the vehicle's electric range. Be aware that not all plug-in electric vehicles are capable of fast charging, and having a vehicle built-in fast charge port is not standard on plug-in electric vehicle models. The majority of plug-in hybrid vehicles are not fast charge capable. Similarly, it is worth getting familiarized with the different costs of refueling, as the potential reduced expenses is a strong motivator for adopting ZEVs.

Installing electric vehicle infrastructure can be a lengthy and costly process through planning, permitting, and construction. When installing charging infrastructure, site operators must ensure that the electrical capacity at the site and the grid can handle the added electrical load. If building or renovating a facility or parking lot, consider installing electric vehicle capable infrastructure that includes the needed panel capacity and conduit, so it is cheaper to install the wiring and electric vehicle supply equipment (EVSE) in the future without having to trench out the area. If constructing new facilities, these should be located close to power stations and designed to maximize electric charging capacity. However, there are other alternatives that provide turnkey electric vehicle infrastructure solutions not permanently connected to the electrical grid or require any construction. For example, there are portable EVSE units³⁸² and portable integrated EVSE units powered by on-site renewable energy generation.³⁸³ Through "smart" or power management software and hardware, it is also possible to increase the number of EVSE available at sites that already have at least one installed without installing more electric capacity or electrical infrastructure.³⁸⁴ Smart charging can reduce the cost to expand the number of EVSEs and the demand charges associated with the higher power draws of having multiple independent EVSE charging vehicles simultaneously. Fleet operators also need to consider whether 1) EVSE should be open to the public or kept private for the fleet's needs, 2) the system should be networked or not, and 3) the business case for working with an EVSP. Additionally, it is worth learning about the heavy-duty ZEV infrastructure options available, such as overhead charging, flash charging, etc.

³⁸² SparkCharge's ultrafast, portable charge is one example: <https://sparkcharge.io/>.

³⁸³ Envision Solar's Electric Vehicle Autonomous Renewable Charger (EV ARC) is one such example: <https://envisionsolar.com/products/ec-arc/>.

³⁸⁴ This approach would limit the amount of power available to charge thus decreasing the charging speed.

For hydrogen-powered fuel cell vehicles, fleet managers should learn about the current³⁸⁵ and planned³⁸⁶ hydrogen retail stations, and the typical costs to refuel. Fleet operators can also negotiate set hydrogen fuel prices with fuel providers. If there is sufficient demand for hydrogen fueling, fleet operators should also learn about the process and cost of installing a hydrogen station on site.

b. Explore zero-emission technology incentives and other policies

Because ZEVs may have an initial upfront cost compared to conventional vehicles while the market is still maturing and they require specific refueling infrastructure, seek out information on zero-emission vehicle and infrastructure incentives and grants from federal, state, and local governments, and utilities, and other entities. There are several clearinghouses that compile this information.^{387, 388} This includes learning about the Low Carbon Fuel Standard credits for ZEV infrastructure and fuel.³⁸⁹ In addition, fleet operators should learn about any upcoming or potential local, state, federal ZEV mandates that may affect them.

c. Learn from the ZEV experiences of other fleets

Taking the time to learn from the positive and negative experiences of other fleets using zero-emission technology can yield valuable insights that cannot be learned anywhere else. This can be done by watching webinars on fleet electrification, attending workshops and meetings,³⁹⁰ and by participating in various fleet managers associations and in ZEV fleet specific groups, such as West Coast Electric Fleets.³⁹¹ Developing relationships with other fleet operators and other actors in this space is also worthwhile, as they can help answer questions and help troubleshoot.

3) Collaborate with internal and external stakeholders

a. Engage with internal stakeholders early and often

An essential step before trying to electrify the fleet is to have discussions on using zero-emission technology among internal stakeholders, including drivers, mechanics, procurement staff, internal fleet clients, and senior management. Explain the benefits of using ZEVs in the fleet and barriers to adoption in your specific situation. Understand how the budget may shift internally among different teams or departments. For example, while the fleet team may see fuel

³⁸⁵ See <https://m.cafcp.org/> for current station status.

³⁸⁶ California Fuel Cell Partnership, 2019. "Station Map." <https://cafcp.org/stationmap>. Accessed August 15, 2019.

³⁸⁷ For example, see the Funding Wizard and select the transportation category or use this link directly: https://fundingwizard.arb.ca.gov/search/all?f%5B0%5D=field_category%3A97. Accessed August 15, 2019.

³⁸⁸ CARB, 2019. "Projects in Action." <https://www.arb.ca.gov/msprog/lct/project.htm>. Accessed August 15, 2019.

³⁸⁹ CARB, 2019. Last Updated September 3, 2019. "LCFS ZEV Infrastructure Crediting." https://www.arb.ca.gov/fuels/lcfs/electricity/zev_infrastructure/zev_infrastructure.htm. Accessed August 15, 2019.

³⁹⁰ Such as the annual Advanced Clean Transportation Expo: <https://www.actexpo.com/>.

³⁹¹ West Coast Electric Fleets: <http://www.westcoastelectricfleets.com/>.

savings, the facilities team sees a higher electrical bill. Having strong internal buy-in will help in overcoming the barriers.

b. Define motivation for electrifying the fleet

With internal stakeholders, define motivations for electrifying the fleet. It could be a combination of lower total cost of ownership, sustainability goals, building a positive reputation, or satisfying current or potential regulations. Having a clear motivation can help focus actions and build support among internal stakeholders.

c. Build external partnerships

It is never too early to contact your local utility (some even have EV fleet programs, such as PG&E³⁹²), ZEV industry representatives, and others to build partnerships that can help ensure alignment and success. Perhaps you can work with other partners on a ZEV grant, to share infrastructure, or to troubleshoot. Utilities can help assess and develop charging strategies to fit each fleet and facility needs. They can also explain your local electric rate structures and recommend one for your fleet.

4) Develop and implement a strategic plan to acquire and utilize ZEVs

a. Develop a strategic plan to acquire ZEVs

Once you have the fleet vehicle usage information ready, researched zero-emission vehicles, infrastructure and incentives, identified the specific barriers to ZEV adoption in your fleet, and identified the motivation for moving forward with ZEVs, the next step is to put all this information together to develop a strategic plan. Because every fleet has different needs, budgetary constraints, and their own internal, local, and state policies, it is important to develop a strategic plan that accounts for all of these factors. The plan should include specific details on the items enumerated below that are aligned with your fleet's motivations:

- i. ***Suitable applications:*** which vehicle types, routes or applications are best suited to ZEVs within the fleet
- ii. ***Suitable ZEVs and manufacturers:*** which manufacturers offer ZEVs that support the identified suitable applications based on drive cycle and other performance characteristics; what is the purchase cost and lead time for building these ZEVs; will the manufacturers be around for the long-term
- iii. ***Refueling:*** how, when, and at what cost will these vehicles be fueled; how will the refueling infrastructure be accessed to support the fleet; is it worth negotiating set fuel prices with fuel providers for off-site charging; whether on-site infrastructure will be needed, what type, how much, and

³⁹² Pacific Gas & Electric. "EV Fleet Program." <http://www.pge.com/evfleetprogram>.

at what cost; will this on-site infrastructure be limited to fleet-use only; strategies for compensating employees or contractors for at-home or public charging

- iv. **Cost comparison:** what is the estimated total cost of ownership for the ZEVs compared to conventional vehicles; what types of incentives are available
- v. **Paying for vehicles:** what is your fleet's budget; identify strategies to reduce cost (incentives, bulk purchasing, renting, leasing, etc.) working within your budget, is it better to purchase or lease;
- vi. **Servicing vehicles:** how will these vehicles be serviced and maintained and by whom; what is the warranty of these vehicles and what is requirement to keeping warranty valid
- vii. **Key performance indicators:** establish key performance indicators and tracking strategies to know ahead of time how success will be measured
- viii. **Training:** what training is needed for vehicle drivers, service technicians, and others to support successful deployment and tracking of key performance indicators
- ix. **Overcoming barriers:** what steps can be taken to surmount the barriers identified
- x. **Return on investment:** what is the expected return on investment
- xi. **Timeline:** develop a timeline of actions. For example, ensure ZEVs delivery is synchronized with refueling and charging infrastructure availability.
- xii. **Reassess:** periodically reassess based on changing needs, changes in local and state policies, costs, maturing ZEV market, etc.

Start simple with a small scale pilot to gain experience with ZEVs and to ensure they satisfy the fleet's need before acquiring more. Based on the lessons learned during the initial ZEV experience, update the strategic plan, the cost analysis and move forward from there.

There are existing resources and tools that can be leveraged to develop the strategic plan. The Alternative Fuel Life-Cycle Environmental and Economic Transportation (AFLEET) tool allows light-, medium-, and heavy-duty fleet managers to estimate petroleum use, greenhouse gas and air pollutant emissions, and to compare the total cost of ownership of ZEVs to conventional vehicles.³⁹³ The EV SmartFleets Fleet Procurement Analysis Tool compares light-duty vehicle procurements side-by-side on a cost-per-mile basis and analyzes cash flows and location-specific lifecycle emissions.³⁹⁴ The Battery-Electric Truck

³⁹³ Available at: https://greet.es.anl.gov/afleet_tool.

³⁹⁴ Available at: <https://www.atlasevhub.com/materials/fleet-procurement-analysis-tool/>.

and Bus Charging Cost Calculator estimates annual electricity cost for battery electric truck and bus deployments at a utility meter.³⁹⁵

It is also worth investigating the option of participating in bulk or aggregate purchase agreements to minimize the upfront cost of ZEVs. California has several State procurement contracts for zero-emission light-, medium-, and heavy-duty vehicles and charging infrastructure that public agencies throughout the State can also use.³⁹⁶ California is also setting up a Statewide contract for electric buses.³⁹⁷ Similarly, cities³⁹⁸ across the United States leveraged their collective buying power to accelerate the conversion of public fleets to ZEVs through the Climate Mayors Electric Vehicle Purchasing Collaborative.³⁹⁹ This collaborative provides a turnkey procurement portal that U.S. cities, counties, state governments and public universities can use to acquire light-duty ZEVs and charging infrastructure. Other purchasing agreements can also be setup following previous successful examples.⁴⁰⁰ Besides purchasing agreements, state or local government agencies can get help financing their ZEVs.⁴⁰¹

b. Implement your strategic plan

Once the strategic plan has been developed, put it into action. Know that the plan should be a living document that evolves with lessons learned and as ZEV technology matures. With internal consensus built around ZEVs and external relationships built with fleet managers and other actors in the space, you are now prepared to overcome challenges to implementation.

c. Assess and make corrections

Continue to assess the vehicle usage of the ZEVs in your fleet. Are they performing as expected? Are they being fueled appropriately? Have your fleet's needs changed? Also, solicit feedback from the vehicle operators and users to ensure you know of issues early and can take corrective measures, such as training, providing refueling instructions in the vehicle, educating on charging etiquette, etc.

³⁹⁵ Available at: <https://ww2.arb.ca.gov/resources/documents/battery-electric-truck-and-bus-charging-cost-calculator>.

³⁹⁶ Go to <https://www.caleprocure.ca.gov/pages/LPASearch/lpa-search.aspx> and type "fleet vehicle" or "EVSE" to find the current contracts.

³⁹⁷ <https://www.dgs.ca.gov/PD/Announcements/Release-of-Request-for-Proposal-for-Zero-Emission-Buses>.

³⁹⁸ With the goal of helping to maintain the U.S. commitment to the Paris Climate Agreement.

³⁹⁹ <https://driveevfleets.org/>.

⁴⁰⁰ See for example: <https://www.georgetownclimate.org/files/report/Capturing-the-Federal-EV-Tax-Credit-for-Public-Fleets%20-%20Case%20Study.pdf>.

⁴⁰¹ For example, through the Golden State Financial Marketplace (GS \$Mart), which works with a pool of prequalified lenders that offer the most competitive, tax-exempt interest rates [https://www.dgs.ca.gov/PD/Resources/Page-Content/Procurement-Division-Resources-List-Folder/GS-\\$Mart-Frequently-Asked-Questions](https://www.dgs.ca.gov/PD/Resources/Page-Content/Procurement-Division-Resources-List-Folder/GS-$Mart-Frequently-Asked-Questions).

5) Share your ZEV fleet experiences

a. Let your constituents know about your ZEVs

Based on your fleet's motivations for pursuing ZEVs, promote these vehicles within the community where the fleet operates and beyond. This can be done by identifying the vehicles themselves as zero-emission through decals or other physical markers or labels. In addition, you can use traditional press coverage, newsletters, and social media to get the word out.

b. Contribute your ZEV experience to the general knowledge

Help other fleets by sharing your ZEV experiences. Write up a case study on your ZEV experience. Provide a talk or webinar on the lessons learned from your fleet's experience. Let folks know whether your fleet's zero-emission vehicles and infrastructure are meeting your needs, what you would have done differently in hindsight, and what the cost impact has been on the fleet.

Overall, because ZEVs are still relatively new, there remains a learning process and common barriers, but these obstacles are surmountable. Fleets interested in transitioning to ZEV technology have a growing number of resources available to assist them.

APPENDIX A: TEXT OF SENATE BILL 498



This page intentionally left blank

Senate Bill No. 498

CHAPTER 628

An act to add Section 43018.8 to the Health and Safety Code, and to add Section 25724 to the Public Resources Code, relating to vehicular air pollution.

[Approved by Governor October 10, 2017. Filed with Secretary of State October 10, 2017.]

LEGISLATIVE COUNSEL'S DIGEST

SB 498, Skinner. Vehicle fleets: zero-emission vehicles.

(1) Existing law generally designates the State Air Resources Board as the State agency with the primary responsibility for the control of vehicular air pollution. The Charge Ahead California Initiative, administered by the State board, includes goals of, among other things, placing in service at least 1,000,000 zero-emission and near-zero-emission vehicles by January 1, 2023, and increasing access for disadvantaged, low-income, and moderate-income communities and consumers to zero-emission and near-zero-emission vehicles.

Existing law establishes the Air Quality Improvement Program, administered by the State board, to fund projects related to, among other things, the reduction of criteria air pollutants and improvement of air quality. Pursuant to the Air Quality Improvement Program, the State board has established the Clean Vehicle Rebate Project to promote the production and use of zero-emission vehicles and the Hybrid and Zero-Emission Truck and Bus Voucher Incentive Project to provide vouchers to help California fleets purchase hybrid and zero-emission trucks and buses.

This bill would require the State board, in consultation with stakeholders, to review all programs affecting the adoption of light-duty, medium-duty, and heavy-duty zero-emission vehicles in the State and report to the Legislature no later than July 1, 2019, recommendations for increasing the use of those vehicles for vehicle fleet use and on a general-use basis in the State, as specified.

(2) Existing law requires the Secretary of Government Operations, in consultation with the Department of General Services and other specified State agencies, to develop, implement, and submit to the Legislature and the Governor a plan to improve the overall State vehicle fleet's use of alternative fuels, synthetic lubricants, and fuel-efficient vehicles by reducing or displacing the consumption of petroleum products by the State fleet when compared to the 2003 consumption level, based on a specified schedule.

This bill would require the Department of General Services, beginning no later than the 2024–25 fiscal year, to ensure at least 50% of the light-duty vehicles purchased for the State vehicle fleet each fiscal year are zero-emission vehicles, except as specified.

Vote: majority

Appropriation: no

Fiscal Committee: yes

Local Program: no

BILL TEXT

THE PEOPLE OF THE STATE OF CALIFORNIA DO ENACT AS FOLLOWS:

SECTION 1.

The Legislature finds and declares all of the following:

- (a) Governor Edmund G. Brown in Executive Order B-16-2012 stated a goal of having 1.5 million zero-emission vehicles on the road by 2025.
- (b) The low adoption rate of zero-emission vehicles can be attributed, in part, to the lack of charging and fueling infrastructure for those vehicles.
- (c) Zero-emission vehicle charging and fueling infrastructure will expand as more of those vehicles are sold.
- (d) Fleets represent a large number of motor vehicles owned and operated in the State.
- (e) Fleet vehicles are replaced more frequently than single-owner passenger vehicles.
- (f) Owners of fleet vehicles are more likely to have access to vehicle charging and fueling infrastructure.
- (g) Demand from fleet owners can help expand the vehicle charging and fueling infrastructure available to the general public.
- (h) The Legislature has established the Charge Ahead California Initiative at the State Air Resources Board (Chapter 8.5 (commencing with Section 44258) of Part 5 of Division 26 of the Health and Safety Code) to provide incentives that increase the availability of zero-emission vehicles and set a target for placing one million of these vehicles on California's roadways by January 1, 2023.
- (i) A number of programs have been established at the State Air Resources Board to address transportation sector emissions, including programs designed to encourage the adoption and deployment of zero-emission vehicles.
- (j) In order to achieve California's climate change goals, the State board must maximize efforts to increase fleet deployment of zero-emission vehicles.
- (k) In order to make informed policy decisions with regard to increasing fleet deployment of zero-emission vehicles, the Legislature requires detailed information regarding the effectiveness of existing zero-emission vehicle programs.

SEC. 2.

Section 43018.8 is added to the Health and Safety Code, to read:

43018.8. (a) For purposes of this section, "vehicle fleet" means 10 or more vehicles under common ownership or operation.

(b) The State board, in consultation with stakeholders, including, but not limited to, the Institutes of Transportation Studies of the University of California, shall review all State board programs affecting the adoption of light-duty, medium-duty, and heavy-duty zero-emission vehicles in the State and report to the Legislature no later than July 1, 2019, with policy recommendations for increasing the use of those vehicles for vehicle fleet use and on a general-use basis in the State. Specifically, the report shall include a review of the State board's zero-emission vehicle programs, including the specific greenhouse gas or air quality improvement goal for each program; the status of each program with respect to meeting the respective goals for each program; a cost-benefit analysis of each program; and, to the extent feasible, a comparison of the State board's zero-emission vehicle programs with other states' and countries' zero-emission vehicle programs. Based on this information, the report shall also make recommendations on how to maximize the effectiveness of existing programs to expand the use of these vehicles in vehicle fleet use and on a general-use basis in the most cost-effective manner possible that achieves the greatest reduction in greenhouse gas emissions and maximizes improvements to air quality.

(c) The State board shall consider public comments on a draft report of its policy recommendations prepared pursuant to subdivision (b) at a public hearing held at least 30 days before the State board submits the report to the Legislature. The State board may modify the draft report in response to comments received at the public hearing and any other feedback on the draft report provided to the State board.

(d) The State board shall also include in the report recommendations as to how vehicle fleet operators can increase the number of zero-emission vehicles in vehicle fleet use.

(e) The State board, in preparing the report, shall take into account the results of the study required by Section 48 of Chapter 5 of the Statutes of 2017.

(f) A report to be submitted pursuant to this section shall be submitted in compliance with Section 9795 of the Government Code.

SEC. 3.

Section 25724 is added to the Public Resources Code, to read:

25724. (a) Beginning no later than the 2024–25 fiscal year, the Department of General Services shall ensure that at least 50 percent of the light-duty vehicles purchased for the State vehicle fleet each fiscal year are zero-emission vehicles.

(b) This section shall not apply to vehicles that have special performance requirements necessary for the protection of public safety, as defined by the Department of General Services.

(c) (1) If the Department of General Services determines that it cannot meet the needs of the State while fulfilling the requirements of this section, the department shall hold a public hearing to make that finding, notify the Secretary of State of the finding, and cease to implement this section.

(2) The Department of General Services may base the finding required pursuant to paragraph (1) on a determination that fulfilling the requirements of this section would result in costs that are not substantially absorbable by the department when purchasing those light-duty vehicles.

APPENDIX B: CARB'S ZERO-EMISSION VEHICLE PROGRAMS



This page intentionally left blank.

Contents

ACRONYMS	i
EXECUTIVE SUMMARY	iii
Policy Recommendations	iv
Review of CARB’s ZEV Programs.....	xv
Comparison with Other Jurisdictions	xvi
Recommendations for fleets	xviii
CHAPTER 1: INTRODUCTION	1
CHAPTER 2: WHY ZERO-EMISSION VEHICLES ARE IMPORTANT	3
CHAPTER 3: STATE OF THE ZEV MARKET	7
CHAPTER 4: OVERVIEW OF CARB’S ZERO-EMISSION VEHICLE PROGRAMS .	10
ZEV Program Descriptions	23
CHAPTER 5: COSTS AND BENEFITS OF CARB’S ZEV PROGRAMS	34
A. Qualitative Assessment of Benefits.....	34
B. Cost-Benefit Analysis.....	43
CHAPTER 6: COMPARISON WITH OTHER STATES’ AND COUNTRIES’ PROGRAMS	61
A. ZEV Purchase Incentive Programs.....	61
B. ZEV Regulations.....	74
CHAPTER 7: LESSONS LEARNED	82
A. Both Supply and Demand Side Programs are Important to Accelerate the ZEV Market.....	82
B. Long-term, Stable Signals are Important	85
C. Electricity Costs are Difficult to Predict and Hydrogen is Expensive.....	85
D. ZEV Infrastructure is Still Lacking and Installation is Complex	88
E. ZEV Awareness Remains Low	92
F. Equity Requires More Resources	94
G. The ZEV Transition will require a Growing Workforce	95
H. Expenditure Deadlines are a Barrier to Implementation.....	96
I. Other Modes of Transportation are Less Popular than Personal Vehicles....	96
CHAPTER 8: POLICY RECOMMENDATIONS TO ACCELERATE ZEV ADOPTION AND IMPROVE ZEV PROGRAMS	98

1) Incentives and pricing strategies	98
2) Fuel costs	101
3) ZEV refueling infrastructure.....	103
4) Local policies	107
5) Fleet adoption.....	109
6) Outreach and education	111
7) Technology incubation and workforce development.....	113
8) Program flexibility	115
CHAPTER 9: RECOMMENDATIONS FOR FLEETS TO INCREASE ZEVS.....	117
1) Assess fleet needs	118
2) Research zero-emission options.....	119
3) Collaborate with internal and external stakeholders.....	122
4) Develop and implement a strategic plan to acquire and utilize ZEVs.....	123
5) Share your ZEV fleet experiences	126
LEGISLATIVE COUNSEL'S DIGEST	1
BILL TEXT.....	2
SECTION 1.....	2
SEC. 2	3
SEC. 3	3
1. Overview	7
2. Light-Duty ZEV Programs.....	7
A. The Advanced Clean Cars ZEV Program	7
B. Clean Vehicle Rebate Project (CVRP)	11
C. Clean Cars 4 All	14
D. Clean Mobility Options.....	17
E. Financing Assistance for Lower-Income Consumers.....	19
F. One-Stop-Shop.....	21
G. Zero-Emission Assurance Project.....	22
H. Clean Miles Standard.....	23
I. On-Road Motorcycle Regulation	23
3. Heavy-Duty ZEV Programs.....	25
A. Carl Moyer Memorial Air Quality Standards Attainment Program.....	25

B.	Proposition 1B: Goods Movement Emission Reduction Program.....	26
C.	Advanced Technology Demonstration Projects.....	28
D.	Hybrid and Zero-Emission Truck and Bus Voucher Incentive Project	32
E.	Zero-Emission Truck and Bus Pilot Project.....	34
F.	Rural School Bus Pilot Project	39
G.	Clean Off-Road Equipment Voucher Incentive Project.....	41
H.	Zero and Near-Zero Emission Freight Facilities	42
I.	Community Air Protection Incentives.....	45
J.	Volkswagen Mitigation Trust for California	47
K.	Innovative Clean Transit.....	48
L.	Zero-Emission Airport Shuttle	50
M.	Zero-Emission Powertrain Certification Regulation	51
N.	Advanced Clean Trucks	52
O.	Zero-Emission Vehicle Truck Regulation	53
P.	Zero-Emission Transport Refrigeration Units Regulation	55
Q.	Zero-Emission Drayage Truck Regulation	55
4.	Programs Spanning Light- and Heavy-Duty ZEVs	57
A.	Low Carbon Fuel Standard	57
B.	Clean Mobility in Schools	59
5.	Supporting Programs	61
A.	California Green Building Standards Code.....	61
B.	Assembly Bill 8 Hydrogen Fueling Infrastructure	62
C.	Volkswagen Zero-Emission Vehicle Investment Commitment.....	66
D.	PEV Collaborative/Veloz	68
E.	California Fuel Cell Partnership.....	71
F.	Multi-State ZEV Task Force	73
G.	International ZEV Alliance	74
	Overview.....	13
	Emission Factor Development.....	13
	• GHG Emission Factors.....	14
	• Criteria Pollutant and Toxic Emission Factors	16

Quantification Methodology for Projects	16
• Annual Per-Vehicle Emission Reductions.....	17
• Total Lifetime Emission Reductions.....	17
Light-Duty ZEV Projects.....	18
• Percent electric vehicle miles traveled (eVMT).....	18
• CVRP.....	19
• Clean Cars 4 All	28
Heavy-Duty ZEV Projects.....	32
Overview.....	3
California Air Resources Board (CARB).....	3
Governor’s Office of Business and Economic Development (GO-Biz).....	4
California Energy Commission (CEC).....	4
California Public Utilities Commission (CPUC).....	5
California Department of Transportation (Caltrans)	6
California Building Standards Commission (CBSC)	6
California Department of Housing and Community Development (HCD)	7
California’s Division of the State Architect (DSA).....	7
California Department of Food and Agriculture (CDFA)	7
California’s Department of General Services (DGS)	8
California’s Department of Motor Vehicles (DMV)	8
California Pollution Control Financing Authority (CPCFA)	9
California Alternative Energy and Advanced Transportation Financing Authority (CAEATFA)..	9
Governor’s Office of Planning and Research (ORP).....	9
California Strategic Growth Council (SGC).....	10
California Workforce Development Board (CWDB)	10
Employment Training Panel (ETP)	10

1. Overview

This appendix describes each of CARB's programs that affect the adoption of light-, medium-, and heavy-duty ZEVs. This appendix is divided into four sections: light-duty ZEV programs, heavy-duty ZEV programs, programs spanning both the light- and heavy-duty ZEVs, and supporting ZEV programs. In addition to programs managed by CARB, the supporting programs are all programs that CARB contributes to but are managed by other State agencies, public-private partnerships, or nonprofit organizations.

2. Light-Duty ZEV Programs

A. The Advanced Clean Cars ZEV Program

Website: <https://ww2.arb.ca.gov/our-work/programs/advanced-clean-cars-program>

Program description

In 1990, CARB adopted the first Low-Emission Vehicle (LEV I) regulations requiring automobile manufacturers to introduce progressively cleaner passenger cars and light-duty trucks with more durable emission controls from the 1994 through 2003 model years. These LEV I regulations included three primary elements: 1) tiers of exhaust emission standards for increasingly more stringent categories of low-emission vehicles, 2) a mechanism requiring each auto manufacturer to phase-in a progressively cleaner mix of vehicles from year to year with the option of credit banking and trading, and 3) a requirement that a specified percentage of passenger cars and light-duty trucks be ZEVs with no exhaust or evaporative emissions.

Building on LEV I, the LEV II regulations continued to reduce criteria pollutant emissions from new light- and medium-duty vehicles starting with the 2004 model year. In 2003, CARB approved the landmark Pavley regulations⁴⁰² to require automakers to control greenhouse gas emissions from new vehicles for the 2009 through 2016 model years.

In January 2012, CARB adopted the Advanced Clean Cars (ACC) program, which brought together three light-duty vehicle regulations to lay the foundation for the next generation of ultra-clean vehicles: the LEV criteria pollutant emissions program, the Greenhouse Gas (GHG) vehicle program, and the Zero-Emission Vehicle program. The LEV III GHG and LEV III criteria emission rules are fleet-average performance standards for new vehicles that yield continued annual emission reductions as stringency increases through 2025.⁴⁰³ The ACC program includes tighter criteria pollutant standards (e.g., carbon monoxide, oxides of nitrogen, particulate matter, and hydrocarbons) for all light- and medium-duty vehicles starting with the 2015 model

⁴⁰² CARB, Clean Car Standards, Pavley Assembly Bill 1493, <https://www.arb.ca.gov/cc/ccms/ccms.htm>.

⁴⁰³ CARB, 2016. "California Mobile Source Strategy."
<https://ww3.arb.ca.gov/planning/sip/2016sip/2016mobsr.pdf>.

year. It also requires more stringent GHG emissions standards (e.g., carbon dioxide, methane, nitrous oxide) for passenger vehicles starting with the 2017 model year, and increased ZEV production requirements starting in 2018, to ensure electric drive technology is commercialized and brought to production scale for cost reductions by 2025.

The program requires vehicle manufacturers who sell light-duty vehicles in California to also produce a minimum number of ZEV credits or to purchase ZEV credits, as a percentage of the total number of vehicles sold in California by each manufacturer.⁴⁰⁴ Manufacturers generate credits by producing a ZEV or plug-in electric vehicle (PHEV) and delivering that vehicle to a dealer. Annual requirements are in terms of percent credits, ranging from 4.5 percent in 2018 to 22 percent by 2025. Each ZEV receives credits based on the electric driving range of the vehicle. The more range a vehicle has, the more credit it receives. Credits not needed for compliance in any given year can be banked for future use, traded, or sold to other manufacturers. CARB releases reports of annual credit bank balances each year, including the total number of vehicles sold in California for that model year, and the total number of ZEVs sold.⁴⁰⁵ For example, in model year 2018, the ZEV regulation required approximately 90,000 credits total (equal to about 36,000 200-mile BEVs). Over four times that amount of credits were generated in model year 2018 among all vehicle manufacturers.⁴⁰⁶ As of model year 2018, all vehicle manufacturers are in compliance with the ZEV regulation. Because compliance is completed about a year after the model year, 2019 compliance will not be fully calculated until fall 2020.

Since its inception, the ZEV regulation has been adjusted nine times to reflect the pace of ZEV development, the emergence of new ZEV technologies, and the need to provide clarifying language.

Program goal

The primary goal of the ZEV regulation is to encourage the development and commercialization of advanced technology vehicles to meet long-term criteria pollutant and GHG emission reduction goals. Conventional hybrids are an example of advanced technology that has reached commercialization.

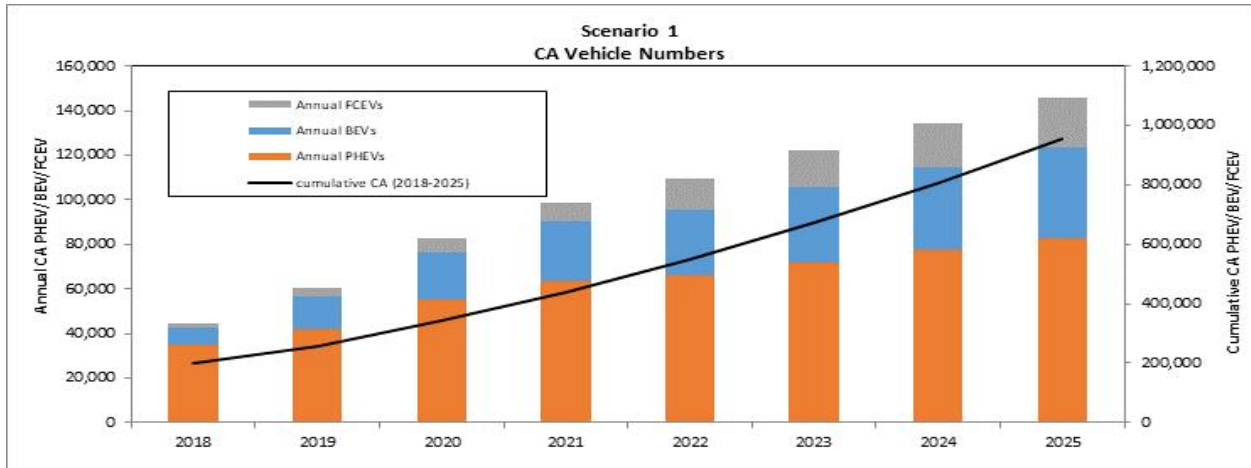
Figure B - 1 shows the Midterm Review mid-range scenario showing the projected minimum number of California ZEVs from the regulation from 2018 through 2025.

⁴⁰⁴ Cal. Code Regs., tit. 13, §§ 1962.1, 1962.2.

⁴⁰⁵ CARB. "Zero-Emission Vehicle Program." <https://ww2.arb.ca.gov/our-work/programs/zero-emission-vehicle-program/about>. Accessed July 15, 2019.

⁴⁰⁶ CARB, 2019. October 31, 2019. "2018 Zero Emission Vehicle Credits." https://ww2.arb.ca.gov/sites/default/files/2019-11/2018%20ZEV%20Credit%20Annual%20Disclosure_103119.pdf.

Figure B - 1 Mid-range California Vehicle Scenario of Projected Minimum ZEVs

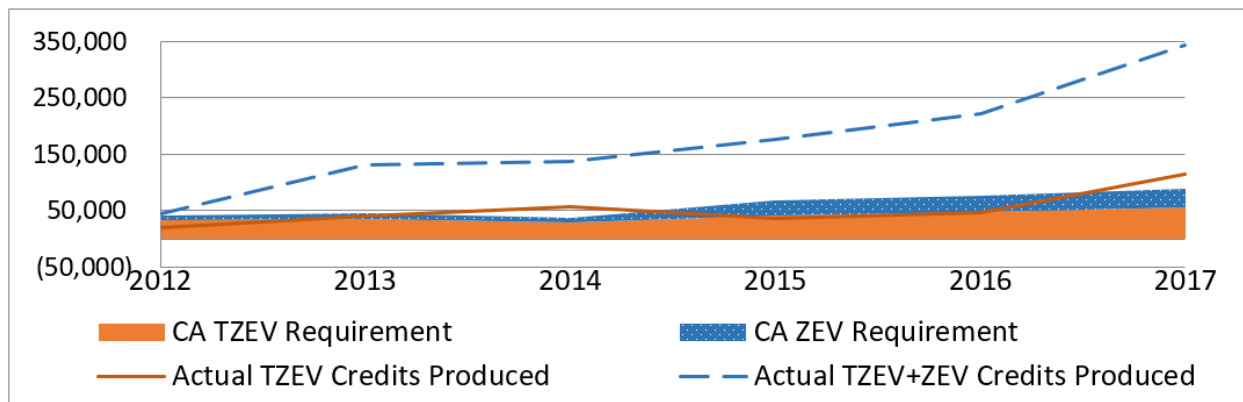


Source: CARB California's Advanced Clean Cars Midterm Review Appendix A: Analysis of Zero-Emission Vehicle Regulations Compliance Scenarios.⁴⁰⁷

Status of program in reaching goal (as of FY 2017-2018)

The ZEV regulation has successfully accomplished its mission to date. Since the beginning of the regulation through model year 2017, all vehicle manufacturers subject to the ZEV regulation have significantly over-complied as shown in Figure B - 2. The Advanced Clean Cars program has helped result in a total of over 5.7 million vehicles, including over 5,000 fuel cell electric vehicles (FCEVs), 200,000 battery-electric (and range-extended electric) vehicles (BEVs), 29,700 neighborhood electric vehicles, 150,000 plug-in hybrid electric vehicles (PHEVs), 800,000 clean conventional hybrid vehicles, and over 4.5 million clean gasoline vehicles.

Figure B - 2 Credits and Requirements of the California ZEV Regulation

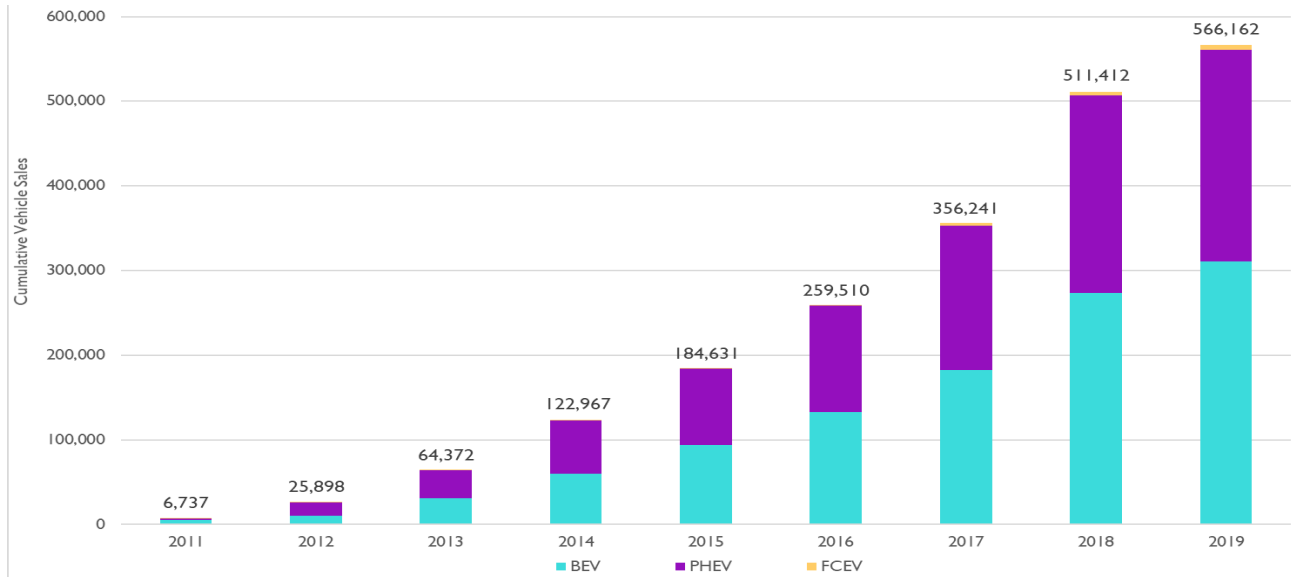


As a result of the ZEV regulation and supporting programs, Figure B - 3 shows that sales have increased in California to over 566,000 ZEVs and PHEVs in May 2019,

⁴⁰⁷ CARB, 2017. "2017 Midterm Review Report." Available at: <https://ww2.arb.ca.gov/resources/documents/2017-midterm-review-report>.

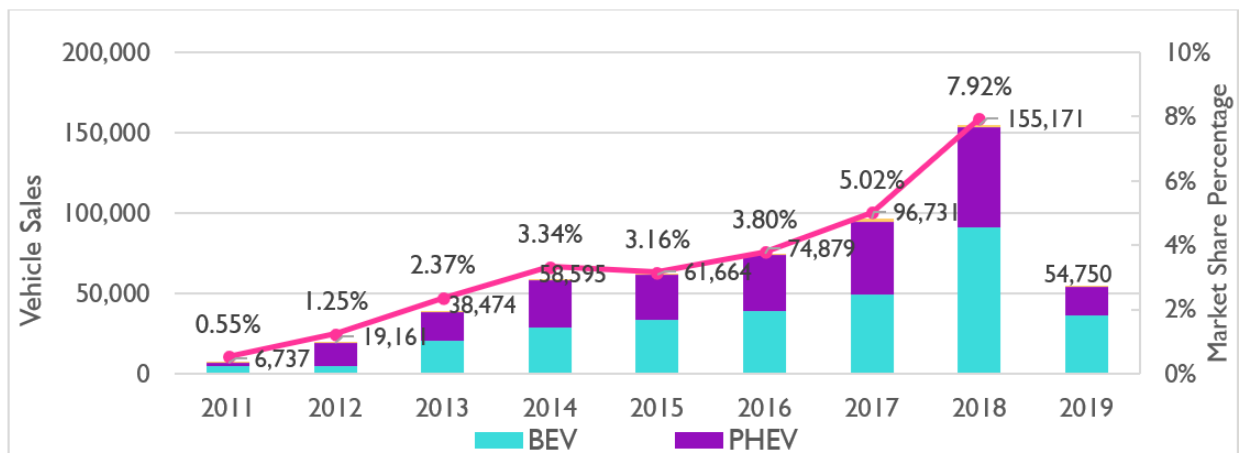
representing well over half of the Senate Bill 1275⁴⁰⁸ ZEV goal of one million by 2023. Figure B - 4 shows the percentages of annual sales in California, with BEVs and PHEVs representing over 7.9 percent market share.

Figure B - 3 Cumulative California ZEV Sales through 5/31/2019



Source: CARB, References: [Auto Alliance Sales Dashboard](#) and [InsideEVs Scorecard](#).

Figure B - 4 Annual California New ZEV Sales and Market Share through 5/31/19



Source: CARB, References: [Auto Alliance Sales Dashboard](#) and [InsideEVs Scorecard](#), and [CA Auto Outlook](#).

Table B - 1 Model Year 2019 Credit-Eligible Vehicles

⁴⁰⁸ De León, Chapter 530, Statutes of 2014.

Fuel Cell Electric	Battery-Electric	Plug-In Hybrid Electric
Honda Clarity Fuel Cell	Audi e-tron Quattro	BMW 530e
Hyundai Nexo Fuel Cell	BMW i3	BMW 740e
Toyota Mirai Fuel Cell	Chevrolet Bolt	BMW i3 REX
	Fiat 500e	Chevrolet Volt
	Honda Clarity Electric	Chrysler Pacifica Hybrid
	Hyundai Ioniq Electric	Ford Fusion Energi
	Hyundai Kona Electric	Honda Clarity PHEV
	Jaguar I Pace	Honda Ioniq PHEV
	Kia Niro Electric	Hyundai Sonata PHEV
	Kia Soul EV	Kia Niro PHEV
	Nissan LEAF	Kia Optima PHEV
	Smart Electric Fortwo	Mercedes-Benz GLC350e
	Tesla Model 3	Mitsubishi Outlander PHEV
	Tesla Model S	Subaru Crosstrek PHEV
	Tesla Model X	Toyota Prius Prime
	VW e-Golf	Volvo S60 T8 PHEV
		Volvo S90 T8 PHEV
		Volvo XC60 T8 PHEV
		Volvo XC90 T8 PHEV

Source: CARB, Advanced Clean Cars; as of third quarter 2019.

Program lifetime numbers/statistics

As described in the section above, the ZEV regulation has resulted in a cleaner fleet of light- and medium-duty vehicles in California. Since 2012, the vehicle technology has advanced faster and developed more broadly than anticipated resulting in ZEV commercialization and transference of advanced technologies to other vehicle classes.

As of May 2018, there were 39 total credit-eligible ZEV and PHEV models for model year 2019 representing 20 manufacturers, three powertrain types, and a variety of vehicle sizes as shown in Table B - 1.

B. Clean Vehicle Rebate Project (CVRP)

Website: <https://cleanvehiclerebate.org/eng>

Program description

Started in 2009, the CVRP offers vehicle rebates for eligible light-duty ZEVs, PHEVs, and zero-emission motorcycles on a first-come, first-served basis. CVRP was created in response to Assembly Bill (AB) 118,⁴⁰⁹ which required CARB to create the Air Quality Improvement Program (AQIP), a voluntary incentive program to fund clean vehicle and equipment projects to reduce criteria pollutant emissions among other directions. CVRP is now part of California Climate Investments, and in recent years has been

⁴⁰⁹ Nuñez, Chapter 750, Statutes of 2007.

funded from the Low Carbon Transportation appropriations due to increasing demand. Previously, CVRP also received funding from AB 118 and AB 8.⁴¹⁰

Since inception, the program has undertaken several changes. The rebate amount for different technology types has been adjusted over the years based on technology advancement, market share, and adoption rate. The standard rebate eligible California consumers receive is \$1,000 for purchase or lease of a PHEV, \$2,000 for a BEV, and \$4,500 for a FCEV, effective December 2019. Since 2016, CVRP provides increased rebates to lower-income consumers. Per-vehicle rebate amounts are based on consumers' income and vehicle technology as shown in Table B - 2. Starting in December 2019, eligible vehicle have a base Manufacturer Suggested Retail Price (MSRP) of \$60,000 or less, excepting FCEVs.

In addition, SB 1275⁴¹¹ directed CARB to make a number of changes to CVRP including limiting consumer eligibility based on income and considering incorporating pre-qualification and point-of-sale mechanisms in CVRP. Both changes are in effect now, with pre-qualification and point-of-sale being in a pilot phase in San Diego County.

CVRP also provides increased rebates of up to \$7,000 for public fleets that own and operate eligible vehicles in disadvantaged communities. Public entities are limited to 30 rebates per calendar year and rental and carshare fleets are capped at 20 rebates per calendar year. Because public fleets are not always eligible for additional incentives, such as the federal tax credit, that bring down the higher costs associated with advanced clean vehicles, this increased incentive helps overcome higher upfront cost and other barriers. Previously, the Public Fleet Pilot Project (PFP) was a stand-alone project.

Program goal

The objective of CVRP is to support the widespread commercialization of the cleanest vehicles by helping to motivate consumer purchase decisions. CVRP is intended to encourage and accelerate zero- and near-zero-emission, on-road light-duty vehicle deployment and technology innovation by providing rebates to qualified individuals, businesses, public agencies and entities, and nonprofit organizations for the purchase or lease of eligible vehicles.

⁴¹⁰ Perea, Chapter 201, Statutes of 2013.

⁴¹¹ De León, Chapter 530, Statutes of 2014.

Table B - 2 Current Clean Vehicle Rebate Project incentive amounts

Rebate Type	Eligibility		Vehicle Type			
	Filing Status	Gross Annual Income	Fuel Cell	Battery Electric	Plug-in Hybrid ⁴¹²	Zero-Emission Motorcycles
Increased Rebate for Low-Income Applicants		≤ 300 % of the federal poverty level (FPL)	\$7,000	\$4,500	\$3,500	
Increased Rebate for Public Fleets in Disadvantaged Communities			\$7,000	\$4,500	\$3,500	\$750
Standard Rebate	Individual	300% FPL to \$150,000	\$4,500	\$2,000	\$1,000	
	Head of Household	300% FPL to \$204,000				
	Joint	300% FPL to \$300,000				
Income Cap	Individual	> \$150,000	\$4,500	Not Eligible		
	Head of Household	> \$204,000				
	Joint	> \$300,000				

Rebate amounts effective December 2019, reflecting changes approved at the October 24, 2019 Board Meeting.

Status of program in reaching goal

Through September 2019, CVRP has provided approximately \$810 million in rebates for nearly 350,000 vehicles since the project's launch in 2010. Since March 2016, nearly 17,000 of these rebates have been increased rebates issued to low-income consumers at a cost of approximately \$68 million.⁴¹³ Overall, approximately 60 percent of rebates have gone to BEVs and 37 percent for PHEVs, with only a small number of rebates issued for FCEVs, zero-emission motorcycles, and other eligible vehicles. CARB allocated an additional \$238 million, with at least \$25 million reserved for low-income applicants, in its FY 2019-20 Funding Plan approved in October 2019.

Program lifetime numbers/statistics

CVRP expended approximately \$465 million during fiscal years 2014-15 through 2017-18 to incentivize the purchase or lease of 124,377 BEVs, 72,368 PHEVs, and 4,552 FCEVs. Overall, approximately 1.5⁴¹⁴ million metric tons of GHG reduction are

⁴¹² With an all-electric range of at least 35 miles.

⁴¹³ <https://cleanvehiclerebate.org/eng/rebate-statistics>, accessed November 12, 2019.

⁴¹⁴ This number is significantly lower than the ~5.5 million MTCO_{2e} that was reported in the [2019 California Climate](#)

attributed to vehicles incentivized during this time period,⁴¹⁵ with the majority of these reductions coming from BEVs (63 percent) followed by PHEVs (35 percent).

The increased rebate for low-income consumers⁴¹⁶ was available starting in 2016. About five percent of all CVRP incentives went to low-income consumers between 2016 and mid-2018, accounting for about nine percent of the funds. Regardless of recipient type, all incentives are available on a first-come, first-serve basis, except a reserve is held for low-income consumer incentives to prioritize getting this population into these vehicles. Application processing is also prioritized for increased rebates. In total, 9,859 individual rebates for households with incomes less than 300 percent of the federal poverty level⁴¹⁷ (which for a family of four is a household income of less than \$75,300) received \$40 million for increased rebates during the period evaluated in this report. Since the increased rebate for low-income consumers went into effect, over 30 percent of CVRP funds have benefitted priority populations as defined by AB 1550.⁴¹⁸ In addition, public fleets domiciled and primarily operated within disadvantaged communities also received an increased rebate for 735 vehicles.

C. Clean Cars 4 All

Participating Air Districts' Websites:

- South Coast Air Quality Management District (Replace Your Ride)
<https://xappprod.aqmd.gov/RYR/Home>
- San Joaquin Valley Air Pollution Control District (Drive Clean)
<https://www.valleyair.org/drivecleaninthesanjoaquin/replace/>
- Bay Area Air Quality Management District (Clean Cars for All)
<http://www.baaqmd.gov/funding-and-incentives/residents/clean-cars-for-all>
- Sacramento Metropolitan Air Quality Management District (Clean Cars 4 All)
<http://www.airquality.org/Businesses/Incentive-Programs>
- San Diego Air Pollution Control District adopted resolution to start participating in the FY 2020-21 funding plan discussions.

[Investments Annual Report](#). This difference is mostly due to a change in the quantification period from 15 years in 2015 and 2016 quantification methodologies and 2.5 years in 2017 and 2018. This report also uses a consistent quantification period of 2.5 years since this is the minimum vehicle ownership requirement for CVRP.

⁴¹⁵ Although the vehicles were incentivized during the four fiscal years, the emission benefits are calculated for a quantification period of 2.5 years based on the vehicle ownership requirement for CVRP. So for vehicles funded in FY 2016-17 and FY 2017-18 the emissions quantified include those that haven't happened as of publication of this report.

⁴¹⁶ Defined as households with incomes less than or equal to 300 percent of the federal poverty level.

⁴¹⁷ The federal poverty level varies by household size and income.

⁴¹⁸ Gomez, Chapter 369, Statutes of 2016.

Program description

The Clean Cars 4 All (CC4A) program is a voluntary car scrap and replacement program. Assembly Bill 630⁴¹⁹ codified the existing Enhanced Fleet Modernization Program (EFMP) Plus-Up project into Clean Cars 4 All. This transportation equity program receives funding from the California Climate Investments to help low-income individuals living in disadvantaged communities retire a functioning, high-polluting vehicle and replace it with new or used conventional hybrid, plug-in hybrid, battery electric, or fuel cell vehicle or to give up a vehicle altogether via an alternative mobility incentive voucher to use on public transit and other clean transportation options. The program also supports the installation of an electric vehicle charger at the participant's home. The guiding legislation also aims to focus the benefits of the program on low-income and disadvantaged communities, has a heavy emphasis on consumer protection, education about the new technologies, and coordination with other clean transportation programs.

Clean Cars 4 All incentive funding can be stacked with other incentive programs to provide further saving towards a newer, cleaner vehicle for low-income individuals living in disadvantaged communities. The current funding amounts are shown in Table B - 3. CVRP has also helped Clean Cars 4 All participants with funding. Stacking from multiple funding sources with Clean Cars 4 All is allowed as long as the total vehicle cost is not exceeded and each program's criteria are satisfied. Incentive amounts have changed over time.

Table B - 3 Current Clean Cars 4 All incentive amounts

Income Eligibility	Vehicle Type (Eight Years Old Or Newer)		Alternative Transportation Mobility Options
	Conventional Hybrid Vehicles (35+ MPG)	PHEVs, BEVs, and FCEVs	
Low-Income ≤ 225% of the Federal Poverty Level	\$7,000	\$9,500	\$7,500
Moderate-Income 226%-300% of the Federal Poverty Level	\$5,000	\$7,500	\$7,500
Above Moderate-Income 301-400% of the Federal Poverty Level	Not Available	\$5,500	\$7,500

Since FY 2014-15, CARB has allocated \$112 million for EFMP Plus-Up, including \$102 million of Low Carbon Transportation funding and \$10 million of FY 2017-18

⁴¹⁹ Cooper, Chapter 636, Statutes of 2017.

Volkswagen funding. Of this total, CARB has allocated \$82 million (\$41 million each) to the South Coast Air Quality Management District (AQMD) and the San Joaquin Valley Air Pollution Control District, and \$5 million each to the Bay Area AQMD and Sacramento Metropolitan AQMD to launch Clean Cars 4 All in these air districts. The remaining \$20 million is available to any air district to implement these programs and is based on demand.

Program goal

The primary focus of the Clean Cars 4 All Program is to help low-income individuals living in disadvantaged communities afford and benefit from clean transportation options.

Status of program in reaching goal

Through the end of June 2018, 88 percent (i.e., a total of 1,685) of program participants who have gotten a ZEV or PHEV had annual incomes below 225 percent of the federal poverty level, which is \$56,475 per year for a family of four. Indicators that help to realize that the program is reaching its goal are:

- Participation rates by lower-income consumers and disadvantaged communities.
- Number of vehicles funded in total and by technology type.
- GHG benefits achieved.
- Increased fuel economy achieved by the replacement vehicle and the age of the old vehicle being retired.

Program lifetime numbers/statistics

During the first three years of the program,⁴²⁰ approximately \$17 million State dollars were spent to incentivize the scrappage of a functioning, high-polluting vehicle and replacement with 1,396 PHEVs and 518 BEVs. A total reduction of 15,000 metric tons of GHG reductions are attributed to these vehicles during this time period,⁴²¹ with about a third of these reductions coming from BEVs and the rest from PHEVs. Note that CC4A also incentivizes conventional hybrids and mobility options such as transit passes, but those are not quantified here because they are outside of the scope of SB 498. Furthermore, although there were no FCEVs incentivized by the program during the first three years, two were funded in FY 2018–19.

⁴²⁰ The program was first implemented in FY 2015-16.

⁴²¹ Although the vehicles were incentivized during the fiscal years analyzed, the emission benefits are calculated for a quantification period of three years based on the vehicle ownership requirement for Clean Cars 4 All. Therefore, for vehicles funded in FY 2016-17 and FY 2017-18, the emissions quantified include those that have not happened as of publication of this report.

D. Clean Mobility Options

Website: <https://ww3.arb.ca.gov/msprog/lct/carsharing.htm>

Active Pilot Programs' Website:

- City of LA Carshare Pilot Project (BlueLA Car Share)
<https://www.bluela.com/>
- Our Community Carshare in Sacramento
<http://www.airquality.org/our-community-carshare>
- The Ecosystem of Shared Mobility (MioCar)
<https://miocar.org/>

Program description

The Clean Mobility Options pilot project consists of grant projects designed to address the barriers and transportation needs of low-income residents and those living in disadvantaged communities. The project provides funding for various clean mobility options (other than vehicle ownership) in order to overcome barriers identified through CARB's SB 350⁴²² Low-Income Barriers Study,⁴²³ and to increase access to clean mobility options, zero-emission and plug-in hybrid carsharing, vanpools, electric and regular bicycle sharing, ride-hailing, and other clean mobility options. There are seven existing projects, a Statewide Clean Mobility Voucher Pilot Program and six local carsharing and clean mobility pilot projects in different disadvantaged communities throughout California.

Although these pilot projects are each unique in characteristics and design, there have been common implementation challenges to overcome. These include technical issues during installation of electric vehicle infrastructure, prolonged permitting and evaluation process involving multiple agencies, language barriers in some communities during outreach phase, and developing agreements and contracts with project partners, which takes time and can be complex.

Program goals

- Address a core recommendation from the SB 350 Low-Income Barriers Study for increasing access to clean transportation funds in disadvantaged communities.
- Streamline funding application process for rural and more remote communities.
- Build capacity to implement small-scale carsharing and ridesharing projects for disadvantaged communities.

⁴²² De León, Chapter 547, Statutes of 2015.

⁴²³ CARB, 2018. February 21, 2018. "Low -Income Barriers Study, Part B: Overcoming Barriers to Clean Transportation Access for Low -Income Residents." https://ww2.arb.ca.gov/sites/default/files/2018-08/sb350_final_guidance_document_022118.pdf.

- Create a platform to test clean shared mobility concepts, develop standardized metrics, share the best practices and lessons learned, and build a knowledge base to apply these lessons for future projects.

Status of program in reaching goals

The Statewide Clean Mobility Voucher Pilot Program provides \$32 million in funding for a Statewide administrator to award funding on a first-come, first-served basis for small carsharing and other clean mobility options projects serving disadvantaged communities. This program is anticipated to launch in early 2020.

Two local carsharing pilot projects, Our Community Carshare in Sacramento and L.A. City Carshare in Los Angeles, were launched in 2017 and 2018, respectively. There are four new local carsharing and clean mobility pilot projects that either launched in 2019 or are in the needs assessment phase:

- **The Lift Line Paratransit Dial-A-Ride Program** (\$0.268M): operated by Community Bridges, this project will replace two existing gasoline-powered shuttles with two 16-seat electric vehicle shuttles equipped with wheel-chair lifts that will be recharged by two direct current fast charger (DCFC) publicly accessible charging stations installed at a disadvantaged community in Watsonville.
- **The Car Sharing and Mobility Hubs in Affordable Housing Pilot Project in the Bay Area** (\$2.25M): will serve 2,800 residents of low-income housing operated by the Metropolitan Transportation Commission. This project will have 24 electric vehicles in the fleet with related charging infrastructure at 3 affordable housing complexes in Oakland, Richmond, and San Jose. The exact project design will be dependent on feedback from residents through transportation need assessments. The design may also include electric bikes, scooters, and subsidized transit, etc.
- **The Valley Air ZEV Mobility Pilot** (\$0.750M): operated by the San Joaquin Valley Air Pollution Control District, this project will deploy 12 electric vehicles and 16 electric bikes for a combined service of vanpool, carshare and e-bike share in Merced, Bakersfield and West Fresno County in disadvantaged communities census tracts. These will offer a mix of mobility options for daily commuting as well as casual trips.
- **The Ecosystem of Shared Mobility – MioCar** (\$2.25M): operated by the San Joaquin Valley Air Pollution Control District, this project consists of carsharing and ride-hailing programs which will be established at seven affordable housing complexes in Tulare and Kern County communities with 24 electric vehicles and 17 chargers.

CARB allocated an additional \$10 million for Clean Mobility Options in its FY 2019-20 Funding Plan approved in October 2019. This funding will be split between the Statewide Clean Mobility Voucher Pilot Program and local projects based on demand.

Program lifetime numbers/statistics

City of LA Carshare Pilot Project (BlueLA Car Share):

The Phase 1 project, which launched in April 2018, has provided 65 electric vehicles and 18 sites—each site consists of 5 charging stations—for carshare service, with over 1,500 active members as of January 2019. Total miles driven since program launch is 190,479 miles, with 59 percent of trips made by residents from disadvantaged communities. Starting in June 2019 and through July 2022, up to 78 additional carsharing sites are being constructed and 200 additional electric vehicles will be deployed as part as Phase 2 serving further disadvantaged communities located in South Los Angeles, East Hollywood, and Boyle Heights. Phase 2 will also include a shared fleet of at least 600 electric bicycles and scooters at or proximate to existing charging stations.

Our Community Carshare in Sacramento:

Phase 1, launched in mid-2017, serves four affordable housing communities located in a disadvantaged community in Sacramento. There is one carsharing site located in each housing community—each site houses two electric vehicles and consists of two charging stations. Phase 2, which launched in early 2019, expands the project to three additional communities and includes a ride-hailing subsidy pilot component. As of September 2018, the project has 254 participants with over 41,500 clean vehicle miles travelled, and provides increased mobility options for up to 2,000 community residents. Phase 3 is under development and will serve between four and six additional communities, while expanding the ride-hailing pilot and incorporating electric bike sharing.

E. Financing Assistance for Lower-Income Consumers

Statewide Administrator Website:

- Statewide Financing Assistance Project: <https://cleanvehiclegrants.org/>

Local Pilot Website:

- Regional Financing Assistance Project:
<https://www.communityhdc.org/transportation-department/>

Program description

The Financing Assistance for Lower-Income Consumers pilot project is a grant project that helps lower-income Californians overcome the barrier of obtaining financing for new and used vehicles by providing low interest loans and vehicle price buy-downs to consumers for conventional hybrid, plug-in hybrid, battery electric, and fuel cell electric vehicles. Currently there is a Statewide and a regional financing assistance project.

Both projects keep a loan loss reserve to mitigate risk for partner lenders. Project participants buying BEVs (and soon buyers of PHEVs) are eligible for home charger incentives through the project. This pilot is meant to complement CVRP and Clean Cars 4 All by providing low-interest loans. Project administrators build in financial literacy and advanced vehicle technology training for consumer protection, to ensure that loans are successful and vehicles meet participant needs.

The Regional Financing Assistance Project, run by the Community Housing Development Corporation, launched in early 2016 to help lower-income residents in the San Francisco Bay Area region get into clean vehicles. CARB has allocated a total of \$4.9 million to the project through FY 2018-19.

The Statewide Financing Assistance Project, run by Beneficial State Foundation, launched in June 2018 with \$5 million and committed all their funding for clean vehicle incentives by mid-November 2018. CARB has allocated an additional \$26 million to the Statewide project through FY 2018-19, and it will relaunch in early 2020.

CARB allocated an additional \$10.9 million for Financing Assistance for Lower-Income Consumers in its FY 2019-20 Funding Plan approved in October 2019. This funding will be split between the Statewide and regional projects based on demand.

Program goals

- Improve access to affordable financing mechanisms for lower-income consumers throughout California to purchase or lease clean vehicles, addressing the affordability barrier identified in the SB 350 Low-Income Barriers Study.⁴²⁴
- Accelerate the adoption of zero-emission and near zero-emission light-duty vehicles in lower-income households.
- Result in GHG and criteria pollutant emissions benefits in lower-income and disadvantaged communities.

Status of program in reaching goals

- Participants in the regional and the Statewide financing assistance projects are offered the option to finance their vehicle with a loan with no higher than 8 percent annual percentage rate (APR). Participants may also work with their own preferred lender. The average interest rate for all vehicle loans received by program participants has been under 10 percent APR, indicating a reduced debt burden on lower-income households who, due to income or credit factors, may otherwise have only qualified for financing with a higher-interest rate in the sub-prime marketplace.

⁴²⁴ CARB, 2018 “Low -Income Barriers Study, Part B: Overcoming Barriers to Clean Transportation Access for Low - Income Residents” https://ww2.arb.ca.gov/sites/default/files/2018-08/sb350_final_guidance_document_022118.pdf.

- As of May 2019, a total of 450 participants have purchased clean vehicles through the local and Statewide financing projects. The average income for a household of four was \$47,000, and the 84 percent of participants in the program have had incomes below 300 percent of the Federal Poverty Level (which for a household of four is \$75,300).

Program lifetime numbers/statistics

- Statewide Financing has provided funding for 370 clean vehicles as of May.
- Regional Financing has provided funding for 80 participants as of May 2019.
- The requirement for qualifying for the program is an income of less than or equal to 400 percent FPL; as of May 2019, 84 percent of participants have an income less than 300 percent FPL.
- As of May 2019, the majority (396 out of 450) of vehicles financed have been BEVs (43 percent) and PHEVs (45 percent).

F. One-Stop-Shop

Program description

The One-Stop-Shop is a new project aimed at directly addressing a core recommendation from CARB's SB 350 Low-Income Barriers Study to increase awareness for low-income residents by expanding education and outreach on clean transportation and mobility options. The broader vision of the One-Stop-Shop is to streamline access for low-income consumers to clean energy, energy efficiency upgrades in housing that serve low-income residents, transportation, and other related consumer-based incentives and augment existing outreach and education on clean transportation and mobility options.

In 2018, CARB selected GRID Alternatives to pilot the One-Stop-Shop via a competitive grant solicitation.

Pilot goal(s)

- Develop a single application for low-income consumers to apply and qualify for CARB's Low Carbon Transportation Equity programs (e.g., CVRP, Clean Cars 4 All, Financing Assistance, and Clean Mobility Options).
- Provide coordinated community-based outreach and education to maximize program participation and promote advanced technology vehicle adoption in priority populations:
 - Develop one place for applicants and community advocates to learn about all Low Carbon Transportation Equity programs.

- Develop a “community of practice” to serve as a space for One-Stop-Shop outreach partners, Low Carbon Transportation program administrators, GRID Alternatives, and CARB staff to share lessons learned, and best practices when conducting outreach in their respective communities.
- Help low-income residents access 100% of incentives they are eligible for, in a way that is financially sustainable for them, and serves their specific mobility needs.

Status of program in reaching goal

Field testing is currently underway and is being done in conjunction with the One-Stop-Shop project outreach partners and participating CARB Low Carbon Transportation Equity Project administrators.

Program lifetime numbers/statistics

Staff expect the One-Stop-Shop to launch in 2020.

G. Zero-Emission Assurance Project

Program description

The Zero-Emission Assurance Project (ZAP) will help lower-income Californians reduce the risk of buying a used ZEV by providing a rebate for the purchase of a replacement battery or fuel cell component. One of the biggest barriers to ZEV adoption in the used marketplace is the life of the vehicle’s battery. Replacement batteries in electric vehicles can cost over \$5,000 and for lower-income consumers this type of expenditure makes it financially risky to drive a used ZEV.

This project is under development and will begin as a pilot project within the local financing assistance project and is expected to expand to the Statewide financing assistance program, Clean Cars 4 All, and other programs that provide incentives for used ZEVs. Starting the program at a smaller scale will allow staff to uncover lessons learned and prepare for a larger, Statewide deployment.

Program goal

The goal of the Zero-Emission Assurance Project is to reduce the financial risk of buying used ZEVs for lower-income Californians by providing warranties for battery and fuel cell components.

Status of program in reaching goal

ZAP is still being developed and staff is working with the project administrator in designing the program’s specifics, such as vehicle eligibility, measures to determine the battery state of health, and rebate amounts. Staff anticipates to launch the pilot phase of the project in 2020.

H. Clean Miles Standard

Website: <https://ww2.arb.ca.gov/index.php/our-work/programs/clean-miles-standard>

Program description

Transportation Network Companies (TNCs), which provide prearranged transportation services for compensation using an online-enabled application to connect drivers using their personal vehicles with passengers, are becoming more ubiquitous. The Clean Miles Standard regulation is being developed in response to Senate Bill 1014 (Statutes of 2018), specifically to decrease the GHG emissions per-passenger-mile from TNCs. Statute requires CARB to establish a 2018 baseline GHG emissions per-passenger-mile traveled for vehicles used in TNCs. It additionally requires CARB to adopt and the California Public Utilities Commission (CPUC) to implement annual GHG reduction targets beginning in 2023. These targets shall include increasing passenger miles traveled using zero-emission means.

The Clean Miles Standard is being developed to be aligned with other State policies, including SB 375, the Sustainable Communities and Climate Protection Program, and the light-duty vehicle GHG and ZEV vehicle manufacturer regulations. This regulation is being designed to promote pooling, active transport, and transit usage, to maximize transportation access equity, and to account for driverless automated vehicles and other innovations within ride-hailing fleets.

Program goal

The goal of the Clean Miles Standard is to decrease the GHG emissions per-passenger-mile from the transportation network companies.

Status of program in reaching goal

The Clean Miles Standard is still being developed and will take effect beginning in 2023.

I. On-Road Motorcycle Regulation

Website: <https://ww2.arb.ca.gov/index.php/our-work/programs/on-road-motorcycles>

Program description

CARB has regulated emissions from on-road motorcycles (ONMCs) since 1978. Current ONMC emission standards were adopted in 1998 and became effective starting with the 2006 model year. Historically, ONMCs have only accounted for a small fraction of all mobile source emissions. However, as emissions from passenger vehicles continue to decrease, motorcycles become a larger part of the overall emissions inventory with reactive organic gas (ROG) emissions projected to nearly match those of passenger vehicles by the year 2035.

CARB staff are working on amending the existing regulations for ONMCs to include more stringent exhaust and evaporative emission standards for new vehicles starting in

2024. The regulations will significantly reduce ROG emissions from new ONMC starting in 2024, providing critical benefits to help meet federal air quality standards. Advanced emissions control technologies from passenger cars are readily available, and can be scaled down for use in ONMCs. The European Union (EU) has already adopted more stringent standards for ONMC, which could serve as the basis for future CARB regulations.

Currently, zero-emission ONMC are eligible for federal tax credits and California's Clean Vehicle Rebate Program (CVRP). Further rebates are available from some local air districts. Staff is investigating additional strategies for accelerating development and consumer acceptance of zero-emission ONMC, which will be included in future regulatory amendments that are scheduled to be considered by the Board in late 2020.

Program goal

Develop regulations that accelerate adoption of zero-emission ONMC, thereby reducing ROG emissions, as well as GHG.

Status of program in reaching goal

CARB staff will continue to assess the availability of zero-emission technologies for ONMC, for potential inclusion in future regulatory amendments. The Board is scheduled to consider amendments to the ONMC regulation in late 2020.

Program lifetime numbers/statistics

There are approximately 700,000 ONMC registered in California. Less than 0.5 percent of these are zero-emission vehicles. Through March 2019, less than 1,000 zero-emission ONMC have received rebates through the Clean Vehicle Rebate Program.

3. Heavy-Duty ZEV Programs

A. Carl Moyer Memorial Air Quality Standards Attainment Program

Website: <https://www.arb.ca.gov/msprog/moyer/moyer.htm>

Program description

The Carl Moyer Memorial Air Quality Standards Attainment Program (Moyer Program) is a voluntary grant program that funds the incremental cost of cleaner-than-required engines, equipment, vehicles and other sources of air pollution. Since 1998, the Moyer Program has been successful in reducing smog-forming and toxic emissions cost-effectively. The Moyer Program complements California's regulatory programs by providing incentive funds to obtain early or extra emission reductions. Incentive grants enable applicants to replace dirty engines before required by a regulation or by funding a replacement technology that goes above-and-beyond the standard. Grant incentives also stimulate the economy by encouraging participants to purchase emerging technologies across the State, which in turn stimulate the marketplace to produce emission reduction technologies.

The Moyer Program is implemented as a partnership with the local air districts; air districts administer the grants and select the projects to fund while CARB establishes guidelines and provides oversight. Incentive grants also benefit environmental justice communities; air districts with one million or more inhabitants must spend at least half of their program funds on projects that benefit low-income and minority populations.

Program goal

The Moyer Program's primary goal is obtaining cost-effective and surplus emission reductions that can also be credited toward California's legally-enforceable obligations in the State Implementation Plan (SIP)—California's road map for attaining health-based national ambient air quality standards. The current cost-effectiveness limit is \$30,000 per weighted ton of emission reductions for base projects, and \$100,000 per weighted ton of emission reductions for advanced technology projects. School bus projects have a higher limit of \$276,230 per weighted ton to further incentivize cleaner transportation and reduce exposure of toxic emissions for children. The pollutants reduced include NO_x, ROG, and particulate matter (PM). PM emissions are weighted by a factor of twenty in the cost-effectiveness calculation to reflect the heightened health impacts of diesel PM toxicity.

Status of program in reaching goal

The Moyer Program has been an especially successful and popular voluntary emission reduction program. The program began in 1998, the first of its kind, and has been successfully reducing emission in California through voluntary grant incentives. Authorized at \$69 million per year, and that amount is increased to \$93 million in fiscal

year 2018-19, the Moyer Program continues to fund cost-effective projects that provide surplus emission reductions creditable in the SIP. The Program funds a variety of project types including:

- On-road vehicles such as drayage trucks, solid waste collection vehicles, and school buses;
- Off-road projects such as construction equipment, agricultural equipment, cargo handling equipment and stationary/portable agricultural pumps;
- Marine vessels such as ferries, fishing vessels and tug boats;
- Locomotive engines such as switchers;
- Lawn and garden equipment such as lawn mowers; and
- Infrastructure projects such as electric vehicle plug-in charging stations.

The Moyer Program continues to evolve to meet the changing technology and California's regulatory landscape.

Program Lifetime Numbers/Statistics

For more than 20 years, CARB has worked alongside local air districts to execute more than \$1 billion in incentive funds to clean up over 61,700 engines and reduce ozone precursors by 186,000 tons and particulates by 6,800 tons. The Moyer program has funded many off-road electric agricultural pumps and other zero-emission off-road equipment over the years. In turn, the recent increase in the incentive amounts for ZEV and near-zero replacement projects, the Moyer Program expects to fund on-road ZEVs projects moving forward.

B. Proposition 1B: Goods Movement Emission Reduction Program

Website: <https://www.arb.ca.gov/gmbond>

Program description

In November 2006, California voters approved the Proposition 1B: Goods Movement Emission Reduction Program (Program), which, among other things, authorized:

- \$1 billion dollars to reduce emissions from freight movement in California's trade corridors. The Program is a partnership between CARB and local agencies, such as air districts and seaports, to quickly reduce air pollution emissions and health risk from freight movement along California's four trade corridors—the San Francisco Bay Area, Central Valley, Los Angeles/Inland Empire, and San Diego/Border.
- Local agencies apply to CARB for funding, and then those agencies offer financial incentives to owners of equipment used in freight movement to

upgrade to cleaner technologies. Projects funded under this Program must achieve early or extra emission reductions not otherwise required by law or regulation.

- The Program provides funding to retrofit, purchase engines, or replace vehicles, and may include on-road or off-road vehicles and equipment, such trucks, locomotives, harbor craft, transport refrigeration units, cargo handling equipment, and supporting infrastructure, as well as technologies to reduce ship emissions at berth.
- The Program's drivers are to reduce exposure to toxic diesel PM emissions (a component of PM 2.5) as part of the Diesel Risk Reduction Plan,⁴²⁵ which specifies an 85 percent reduction in health risk by 2020. The Program also focuses on reducing NO_x emissions to meet health-based State and federal air quality standards.
- The latest Program Guidelines, adopted in June 2015, prioritized zero and near-zero emission equipment and are consistent with the previous funding year. The 2015 Guidelines place an even greater emphasis on the funding of zero-emission vehicles and equipment, especially given the expectation of a materializing commercial market. Initially, the program focused primarily on the reduction of criteria emissions as part of the diesel risk reduction plan. Over time, it shifted to support development of the zero-emission market.

Program goal

The Program goals are to maximize the emission reduction benefits and achieve the earliest possible health risk reduction in communities heavily impacted by freight movement through a \$1 billion investment to accelerate turnover of older, dirtier vehicles and freight equipment operating in the four primary trade corridors.

The Program has established the following metrics that are the basis for determining the progress of meeting the program goals:

- Number of freight equipment cleaned up in the source categories based on air districts' quarterly reports, information reporting into the Program's database, and annual reporting by the grantee to air districts.
- PM and NO_x reduced based on cleaner equipment in operation.
- CARB and other State agencies conduct periodic audits and evaluations of the Program.

⁴²⁵ CARB, 2010. "Final Diesel Risk Reduction Plan." <https://ww3.arb.ca.gov/diesel/documents/rrpapp.htm>.

Status of program in reaching goal

The Program's progress of achieving its goals is summarized below:

- The entire \$1 billion has been appropriated in State budgets (over multiple years), with \$980 million to CARB for this Program (including \$42 million in State administrative costs) and \$20 million set aside by the control agencies to cover bond issuance and oversight costs. Of the \$1 billion, the funding was awarded as follows:
 - \$764 million awarded for trucks and transport refrigeration units (TRUs): Over 13,100 trucks and 26 TRUs have been replaced or retrofitted. Approximately 1,100 trucks will be replaced, along with related charging equipment installed (1,900) over the next two years.
 - \$88 million awarded for locomotives: 49 locomotives have been replaced or repowered in the Bay Area, Central Valley, and South Coast Air Basin with an additional 13 to be upgraded or replaced in 2019.
 - \$84 million for shore power and cargo handling equipment: 37 ship berths have been electrified in the Los Angeles and Oakland regions. Approximately 36 pieces of cargo handling equipment will be replaced over the next two years.
 - \$2 million awarded for commercial harbor craft: 9 harbor craft have been repowered in San Diego.

Program Lifetime Numbers/Statistics

The Program's December 2018 Semi-Annual Status Report (Status Report)⁴²⁶ for the Department of Finance provides an update on the implementation of the \$1 billion. The document summarizes data throughout the life of the program. The Program will reduce an estimate of 2,400 tons of PM 2.5 and 82,000 tons of NO_x over the life of the program. This translates into the operation of over 13,800 projects with approximately another 3,160 in process. Included in these totals are approximately \$58M to replace almost 400 pieces of higher emitting equipment with cleaner zero-emission equipment consisting of trucks, transport refrigeration units, and cargo handling equipment.

C. Advanced Technology Demonstration Projects

Website: <https://ww2.arb.ca.gov/our-work/programs/low-carbon-transportation-investments-and-air-quality-improvement-program-0>

⁴²⁶ CARB, 2018. December 27, 2018. "Proposition 1B: Goods Movement Emission Reduction Program - December 2018 Semi-Annual Status Report."

https://www.arb.ca.gov/bonds/gmbond/docs/prop_1b_goods_movement_december_2018_semi_annual_report_to_dof.pdf.

Program description

Advanced Technology Demonstration Projects are intended to accelerate into the California marketplace advanced emission reducing technologies on the cusp of commercialization. In this first phase of technology advancement toward commercialization, per-vehicle incentives are high because manufacturing is not standardized and is focused on smaller batches of vehicles. Higher levels of incentives per vehicle are also needed to help manufacturers cover the costs of technology development and testing. While Advanced Technology Demonstration Projects carry inherent complexities and engineering challenges, CARB's investment mitigates this potential by requiring a competitive selection process to award funding to the most promising technologies, requiring a significant cost share from technology demonstrators, and requiring that project applicants be California-based entities with expertise in the project category.

CARB's investment to demonstrate new technologies and vehicle applications helps to achieve GHG reductions, as well as criteria pollutant and toxic air contaminant reductions, sooner than would be possible otherwise. The investment encourages industry to expeditiously invent, develop, test, and introduce cutting edge emission reducing technologies. All demonstration projects must have the potential for widespread commercialization that will significantly transform the industry while achieving GHG, criteria pollutant, and toxic emission reductions. Once demonstration projects reach the goal of market deployment, longer-term future emission reductions in considerably larger magnitudes can be achieved.

Advanced Demonstration Projects were first introduced in FY 2009-10 and initially funded by the Air Quality Improvement Program. The first four years of AQIP's demonstration project funding has been predominately directed toward off-road equipment, like marine vessels, locomotives, and yard tractors, and school buses. Starting in FY 2014-15, the funding source shifted to the Greenhouse Gas Reduction Fund with a focus on freight demonstrations and significantly increased funding levels compared to AQIP projects. Grants are awarded to facilitate the management of the day-to-day administration of the projects with CARB oversight. Typically, public agencies are local air districts, port authorities, or public school districts, but non-public agencies may also be eligible. Although many projects have been funded, this report only includes those utilizing zero-emission technologies.

Through FY 2018-19, CARB has allocated over \$85 million to the advanced technology demonstration projects through the AQIP and Low Carbon Transportation Program. In addition, the Zero and Near-Zero Emission Freight Facilities Projects described later in this appendix also include advanced technology demonstration elements.

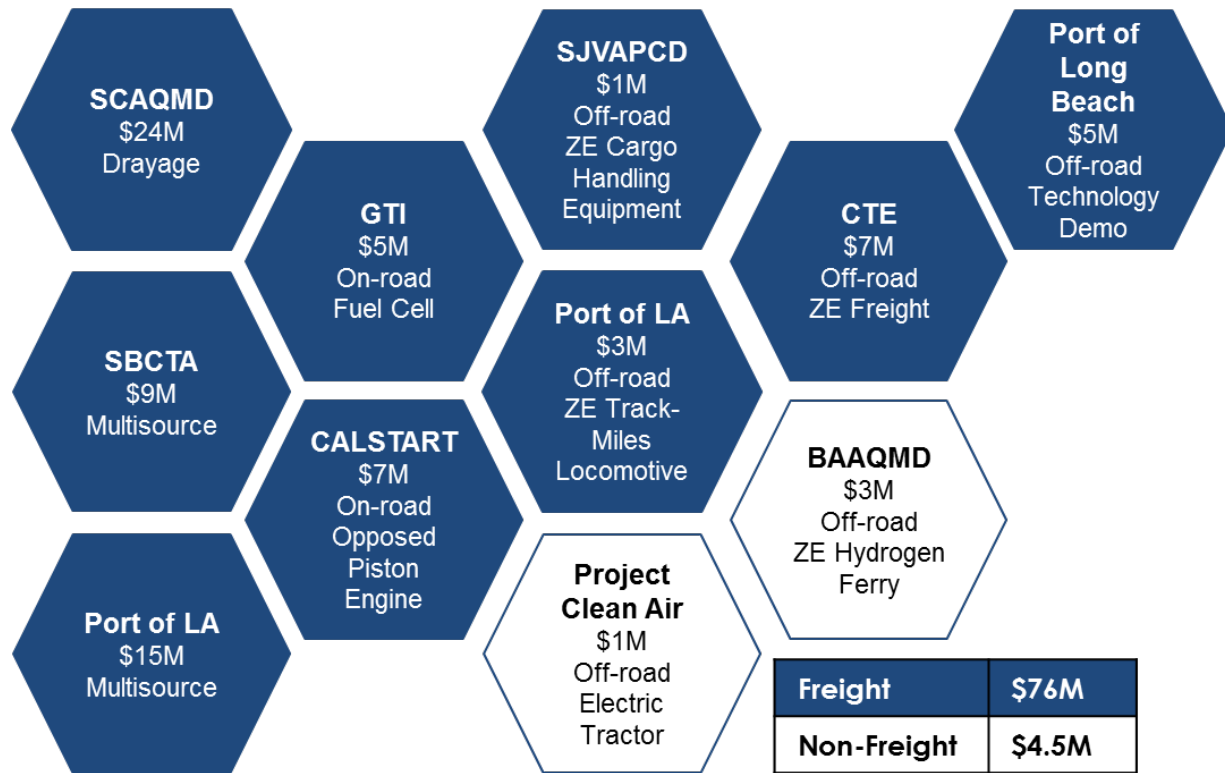
CARB allocated an additional \$40 million for Advanced Technology Demonstration and Pilot Projects in its FY 2019-20 Funding Plan approved in October 2019. This new funding will be directed to three project types:

- A zero-emission drayage truck pilot to building on the drayage truck demonstration project described above.
- An ocean-going vessels at berth capture and control system demonstration project.
- An inducement prize project for advance the state of zero-emission off-road equipment in the freight sector.

Project Summaries

Figure B - 5 summarizes CARB’s investments in advanced technology demonstration of important technologies and applications critical in helping California meet its long-term air quality and GHG goals. Additional information on each on-road project with a zero-emission component is provided below. There are many more on- and off-road projects, as identified in Figure B - 5 that are not included here because they are outside of the SB 498.

Figure B - 5 Summary of Advanced Technology Demonstration Projects



Note: Funding amount rounded to the millions

- **South Coast Air Quality Management District (SCAQMD), \$24M:**
Demonstrate 44 pre-commercial battery electric, plug-in hybrid electric, and range-extending Low NOx Trucks at the ports of LA, Long Beach, San Diego, and Oakland. During phase 1, nine battery electric trucks and one plug-in hybrid electric truck have been deployed along with supporting EVSE

infrastructure with five different trucking fleets serving the different ports. Phase 2 vehicles are being designed with improvements based on the lesson learned during the first phase.

- **San Bernardino County Transportation Agency (SBCTA)**, \$9M: Demonstrate 23 class 8 battery electric yard trucks and four class 5 battery electric service trucks at 2 rail yards and a freight distribution center. Demonstration of phase 1 with nine class 8 battery yard trucks, and three class 5 battery service trucks continues and phase 2 began in April 2019.
- **Los Angeles Harbor Department (Port of LA)**, \$15M: Multiple zero- and near zero-emission technologies; microgrid; battery storage; energy management system. Two drayage trucks, four yard tractors, and three forklifts have been delivered. All charging infrastructure has been installed, but certification still pending for some units. The ShoreKat treatment system has been placed at the terminal. Battery storage system has been delivered and is being modified for certification. Solar array will be installed in 2020.
- **Gas Technology Institute (GTI)**, \$5M: Demonstration of fuel cell class-8 on-road trucks in two phases with Hydrogenics and Loop. Grant was executed in June 2018 and the project is in progress. Finalizing updates of three existing electric Navistar trucks for phase 1. Phase 2 subsystems are in the assembly process.

Program goals

- Technology advancement through field demonstrations of freight-related on- and off-road vehicles and equipment to identify refinements needed before transitioning to commercialization.
- Reduce GHG, NOx, and PM emissions to meet California's goals.
- All demonstration project funding will benefit disadvantaged communities.
- Supporting technology evolution.
- Validate the performance of vehicles and equipment in real-world conditions to support user acceptance.

Status of program in reaching goals

- Projects have demonstrated a number of different vehicle technologies, vehicle types, and infrastructure and moving them towards the path of commercialization.
- All funded vehicles will help provide emission reductions and are a part of California's strategy to meet State air quality and climate change goals.
- All funded vehicles and equipment are located in, or serve a freight hub in, a zip code that contains a disadvantaged community census tract.

- Investments are accelerating technology transfer to new applications, such as drayage trucks, port operations, and off-road equipment as technology performance improves.
- Demonstrations are also helping to optimize technologies for various applications though data captured during testing.

Program lifetime numbers/statistics

Advanced Technology Demonstration Projects have supported the testing and applicability of zero-emission heavy-duty vehicles and equipment in various applications. In recent years, demonstration projects have focused on the freight sector at ports across California including on-road, off-road, and also marine applications. The Advanced Technology Demonstration Projects cover a wide array of zero-emission vehicle and equipment types ranging from class 5 service trucks to a hydrogen fuel cell ferry, including:

- On-road
 - 44 battery electric and 5 fuel cell electric trucks
 - 28 battery electric and 1 fuel cell electric yard tractors
- Off-road
 - 5 heavy-duty battery electric forklifts
 - 4 battery electric agriculture tractors
 - 3 battery electric and 1 hydrogen fuel cell electric top loader
 - 1 battery electric switcher locomotive
 - 1 hydrogen fuel cell electric ferry

D. Hybrid and Zero-Emission Truck and Bus Voucher Incentive Project

Website: <https://www.californiahvip.org/>

Program description

The Hybrid and Zero-Emission Truck and Bus Voucher Incentive Project (HVIP) is intended to encourage and accelerate the deployment of zero-emission trucks and buses, vehicles using engines that meet the optional low NO_x standard, and hybrid trucks and buses capable of operating in zero-emission modes in California. HVIP uses a streamlined process to provide vouchers to vehicle purchasers to reduce the upfront cost of these advanced technology vehicles. In many cases, HVIP funding can be combined with other federal and local funding sources, such as from the Federal Transit Administration for transit buses, to provide up to 100 percent of total vehicle cost. Although the program also provides incentives for low NO_x engines, those are not discussed here because they are outside the scope of SB 498.

HVIP provides vouchers of up to \$300,000 for California purchasers and lessees of zero-emission trucks and buses on a first-come, first-served basis. In addition, HVIP provides increased incentives for fleets located in disadvantaged communities.

HVIP is part of a portfolio of funding opportunities to support the commercialization of clean trucks and buses. One of the key distinctions unique to HVIP is that fleets are not required to scrap an existing baseline vehicle. Scrappage is a cornerstone of other incentive programs such as the Carl Moyer Program and Proposition 1B, as well as upcoming funding available from the Volkswagen Environmental Mitigation Trust. Since scrapping is not required for HVIP, voucher funding is usually less than funding from other incentive programs with scrap requirements.

HVIP was established in 2009 under the Air Quality Improvement Program. Starting in FY 2015-16, HVIP was shifted to the GGRF. Through FY 2018-19, CARB allocated a total of about \$440 million to HVIP. Despite increased allocations in recent years, HVIP demand significantly exceeded expectations which has resulted in waiting lists between budget cycles.

CARB allocated an additional \$142 million to HVIP in its FY 2019-20 Funding Plan approved in October 2019. However, demand continues to outpace funding. Fleets requested vouchers for the entire \$142 million budget by November 2019, and CARB has stopped accepting HVIP voucher requests until additional funding is identified.

Investments in HVIP have provided an opportunity for California to continue to invest in the deployment of clean heavy-duty technologies in new vehicle applications and fully meet market demand. For example, HVIP has been successful in bringing hybrid and zero-emission heavy-duty vehicle technologies to California. Building on the success of past HVIP investments, new manufacturers are entering the market with technologies transferring to heavier weight classes, such as 60-foot transit buses and class 8 trucks, that the project is now able to further support.

Program goals

- Spur the deployment of early commercial zero-emission, hybrid trucks and buses, and low NOx engines.
- Encourage manufacturing production and fleet acceptance of advanced technologies.
- Contribute to vehicle cost reductions through larger production volumes.
- Funding to benefit disadvantaged communities.
- Reduce GHG, NOx, and PM emissions to meet California's goals.
- Grow the green economy in California.

Status of program in reaching goal

- As of early November 2019, HVIP has spurred deployment by providing vouchers for about 2,500 hybrid trucks, 800 zero-emission trucks and buses, 160 utility

trucks equipped with ePTO, and 1,100 low NOx engines. Furthermore, the program has reserved funding for at least 110 hybrid trucks, 2,600 zero-emission trucks and buses, 70 utility trucks equipped with ePTO, and 2,000 low NOx engines more.⁴²⁷

- There are now over 20 hybrid and zero-emission truck and bus manufacturers with over 100 different models eligible for vouchers.
 - Larger manufacturers, such as Cummins, Tesla, and Daimler/Freightliner, are entering the zero-emission heavy-duty vehicle market.
- CARB observed a reduction in cost for a number of eligible vehicles. For example, the manufacturer suggested retail price for some battery electric buses has dropped by over 10 percent over the last three years.
- Approximately 60 percent of the funding to date has benefited disadvantaged communities.
- All funded vehicles will help provide emission reductions, and are a part of California's strategy to meet State air quality and climate change goals.
- Incentives are helping to expand the supply chain for advanced technology components and manufacturers choosing California for clean heavy-duty vehicle manufacturing, including Proterra, BYD, Chanje, GreenPower, New Flyer, El Dorado, and many others.

Program lifetime numbers/statistics

Approximately \$32 million were spent from fiscal years 2014-15 through 2017-18 to incentivize 161 electric heavy-duty trucks, 113 zero-emission buses, and 136 trucks equipped with an electric-power-take-off unit. Over 200,000 tons of GHG, 230 tons of NO_x, 10 tons of PM 2.5, and 4 tons of ROG emission reduction are attributed to these vehicles over their lifetime.⁴²⁸

E. Zero-Emission Truck and Bus Pilot Project

Website: None

Program description

Early adopter fleets typically deploy a limited number of zero-emission vehicles at each fleet location. However, zero-emission medium- and heavy-duty vehicle deployment

⁴²⁷ CALSTART, 2019. "Program Numbers." <https://www.californiahvip.org/tools-results/#program-numbers>. Accessed November 13, 2019.

⁴²⁸ Although the vehicles were incentivized during the fiscal years analyzed, the emission benefits are calculated for a quantification period of 15 years based on the average lifetime of these vehicles. So for all the vehicles funded during FY 2014-15 through FY 2017-18 the emissions quantified include those that won't happen for many more years.

must be significantly accelerated for California to meet its post-2020 air quality and climate goals. While HVIP has enabled zero-emission technology to be widely deployed, the Zero-Emission Truck and Bus Pilot takes the next step by leveraging resources, promoting efficiencies, and helping drive down per vehicle costs via large, location-specific deployments.

These projects place a significant number of zero-emission trucks and buses in a handful of strategic truck or bus “hubs”, encouraging advanced technology clusters with infrastructure, marketing, workforce training, and other synergies. The technology hub or ecosystem concept, when fully implemented, can help address many of the deployment challenges we see today by supporting economies of scale in manufacturing, workforce training, vehicle maintenance and repair, and infrastructure/grid issues. This program also helps achieve the California’s ZEV Action Plan goal of encouraging zero-emission vehicle deployment in public and private fleets.

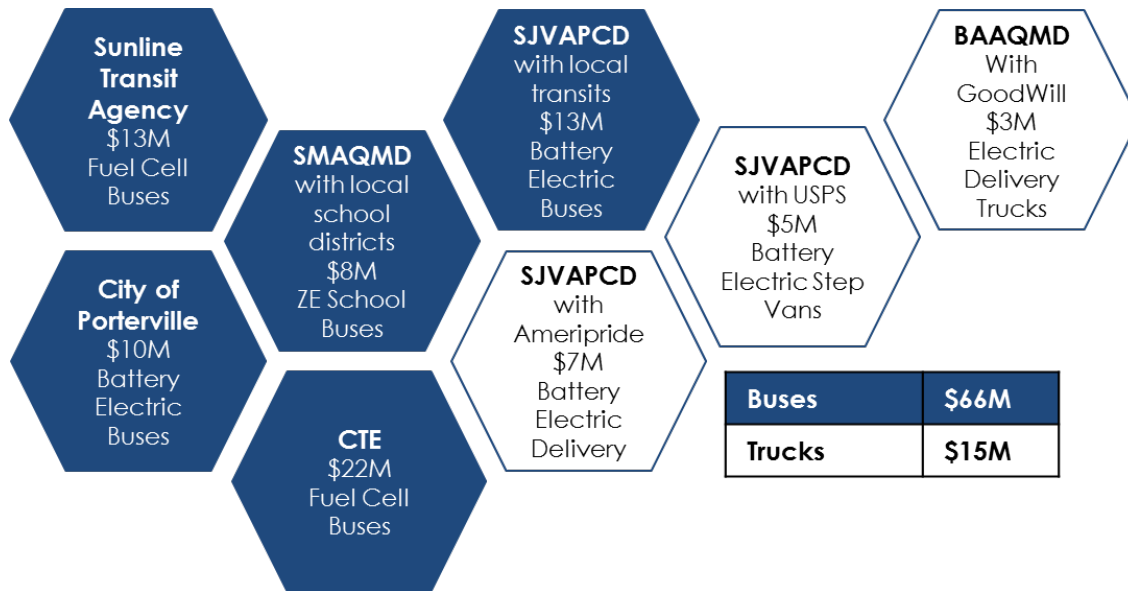
In October 2015, CARB released a competitive solicitation for the Zero-Emission Truck and Bus Pilot Commercial Deployment Project that included \$24 million carried forward from FY 2014-15, with an option to add future funds upon appropriation by the Legislature.⁴²⁹ An additional \$60 million from FY 2016-17 was allocated in October 2016, for a total of \$84 million. The solicitation was significantly oversubscribed, with funding requests totaling \$290 million. CARB selected eight projects to be supplemented with an additional ~\$60 million in match funding from federal, state, local, and private sources. These projects included, among others, \$9.5 million to the City of Porterville to help fund the purchase and operation of 10 zero-emission transit buses; \$8.0 million to the Sacramento Metropolitan Air Quality Management District to help deploy 29 zero-emission school buses with 29 electric charging ports; and \$2.7 million to the Bay Area Air Quality Management District to help deploy 11 zero-emission battery electric trucks for Goodwill Industries.

Project Summaries

Figure B - 6 summarizes CARB’s Truck and Bus Pilot Commercial Deployment Projects. Additional information on each project is also provided below.

⁴²⁹ CARB, 2019. “Low Carbon Transportation Investments and AQIP Grant Solicitations.” <https://ww2.arb.ca.gov/our-work/programs/low-carbon-transportation-investments-and-air-quality-improvement-program/low>.

Figure B - 6 Summary of Truck and Bus Pilot Commercial Deployment Projects



Note: Funding amount rounded to the millions

- San Joaquin Valley Air Pollution Control District (SJVAPCD), \$13M:** 15 Proterra battery transit buses deployed in 4 transit agencies; depot and on-route chargers. All electric buses and charging infrastructure have been delivered and are nearly in service. Fresno County Rural Transit Agency received five buses, Visalia Transit Agency received 3 buses, and San Joaquin Regional Transit District received two buses. Modesto Transit Agency has deployed five buses. An original project fleet partner had to leave the project, which required some reshuffling of project funds and equipment. Data collection is ongoing with all partners.
- Center for Transportation and the Environment (CTE), \$22M:** 20 New Flyer fuel cell bus project, 10 to be deployed by Orange County Transit Agency (OCTA) and 10 to be deployed by Alameda-Contra Costa Transit District (ACTransit). First buses delivered and in acceptance testing. Remaining buses scheduled to be delivered and in service by summer 2019. OCTA Station capable of fueling 50 buses (1,750 kg/day capacity) is now operating, and the ACTransit station capable of fueling 30 buses (1,050 kg/day capacity) will be commissioned by the end of 2019.
- Sunline Transit Agency, \$13M:** Five New Flyer Fuel Cell buses operated out of 1000 Palms and a new hydrogen station by NelH2/Proton OnSite. Buses were all delivered by January 2019 and are fueling at SunLine’s existing hydrogen

station. The new on-site hydrogen generation station, capable of fueling 22 fuel cell buses, is now operating.

- **City of Porterville, \$10M:** Ten GreenPower battery transit buses deployed throughout Porterville; depot chargers. Eight buses have been delivered and started daily revenue service in October 2018. The charging station infrastructure is also now operating.
- **Sacramento Metropolitan Air Quality Management District (SMAQMD), \$8M:** Deploy 29 state-of-the-art zero-emission school buses with 29 Electrical Vehicle Supply Equipment charging ports in disadvantaged communities in the Greater Sacramento Region, including Elk Grove, Sacramento City, and Twin Rivers Unified School Districts. Currently, there are 16 electric buses deployed, transporting students daily. The electric bus fleet will be expanded by 20 new vehicles over the next 18 to 20 months.
- **San Joaquin Valley Air Pollution Control District (SJVAPCD), \$7M:** 21 battery linen delivery trucks (with Motiv powerdrive) are operating out of four hubs. AmeriPride facility in Stockton received four trucks and Merced facility received five trucks. Fresno's ten trucks and Bakersfield's two trucks were delivered summer 2018, but due to delays with charging equipment, vehicle use was initially limited. All vehicles are now in service.
- **San Joaquin Valley Air Pollution Control District (SJVAPCD), \$5M:** 15 battery-electric class 4 mail step vans (Motiv and EDI powertrains) operating out of two United States Postal Service hubs; depot chargers. Two designs (one of each manufacturer) both completed Acceptance Testing and are currently deployed. Driver training has been completed. 15 charging stations located at two sites has been completed.
- **Bay Area Air Quality Management District (BAAQMD), \$3M:** Ten BYD class 6 delivery trucks and 1 BYD Class 8 debris hauler deployed by Goodwill Industries in SF area; depot chargers. All vehicles have been built and delivered. All vehicles have been tested during normal business operations. Issues have been identified and are currently being addressed. All chargers have been installed with time-clock functionality to limit the amount of simultaneous charging.

Program goals

- Support advanced technology cost reductions by funding large deployments of commercially available zero-emission trucks and buses.
- Contribute to meeting disadvantaged community goals for Low Carbon Transportation funding. The solicitation required that:
 - 40 percent of funding must benefit disadvantaged communities.

- 27 percent of funding must go to projects located in disadvantaged communities.
- Ensure distribution of funding among geographic regions, grantees, and technology types by including the following funding caps in the solicitation:
 - No more than 60 percent to a single air basin;
 - No more than 30 percent to a single grantee; and
 - No more than 60 percent to a single technology type (i.e., fuel cell or battery electric).
- Leverage available funding by requiring a minimum match of 25 percent.
- Use competitive scoring criteria to maximize emissions reductions.
- Validate the performance of trucks and buses in real-world conditions to support user acceptance.

Status of program in reaching goals

- The awards include funding for a total of 25 battery electric transit buses, 25 fuel cell electric transit buses, 29 battery electric school buses, and 46 battery electric trucks.
 - Fuel cell transit bus costs decreased from \$1.4 to \$1.2 million per bus due to a 25-bus order funded by this project.
- 78 percent of the total funding awarded will go toward projects located in disadvantaged communities, far exceeding program goals.
- Project diversity goals met through the project selection process.
 - Geographic diversity goals are met with 43 percent of the funding awarded to the San Joaquin Valley Air Basin, followed by 16 percent each to the South Coast, Salton Sea and San Francisco Bay air basins, and 9 percent to the Sacramento Valley Air Basin.
 - Grantee diversity goals were met with the project selection process.
 - Technology diversity goals are met with battery electric technologies receiving 56 percent of the total funding and fuel cell technologies receiving 44 percent.
- The eight projects totaling \$79.8 million in State funding will be supplemented with an additional ~\$60 million in match funding from federal, State, local, and private sources.

- The awarded applications estimate emissions reductions for the vehicles in the selected pilot projects are approximately 9,200 metric tons of CO₂e per year and 0.82 tons per year of weighted criteria pollutants.
- Projects are also helping to optimize technologies for various applications though data captured during testing.
 - CARB has contracted with a third-party subcontractor, Ricardo, to collect telematics and vehicle usage data.

Program lifetime numbers/statistics

Approximately \$80 million were allocated to incentivize 46 electric heavy-duty trucks, 50 zero-emission urban buses, 29 electric school buses and supporting refueling infrastructure during fiscal years 2014-15 and 2016-17. Approximately 56,000 metric tons of GHG, 36 tons of NO_x, 6 tons of PM 2.5, and 1 ton of ROG emission reduction are attributed to these vehicles over their lifetime.

F. Rural School Bus Pilot Project

Website: <http://www.ncuaqmd.org/index.php?page=rural.school.bus>

Program description

The Rural School Bus Pilot Project is a grant project designed to enhance the turnover of the California school bus fleets to lower-carbon transportation choices. The project provides funding for zero-emission and new conventionally-fueled school buses that use renewable fuels. Priority is given to school districts located in small air districts (as defined by the California Air Pollution Control Officers Association) that typically have the oldest and dirtiest fleets and have historically not had the opportunity to receive funds for replacement projects. The North Coast Unified Air Quality Management District administers the project with \$63 million allocated through FY 2019-20.

There are two primary project types:

- **Zero-Emission School Bus:** Eligible options include battery electric or fuel cell electric.
- **Hybrid or Internal Combustion Engine School Bus:** Only engines which are certified to meet or exceed the following emission standards are eligible: NO_x-0.20/bhp-hr and PM 0.01 g/bhp-hr. This project type requires the use of a renewable fuel.

In year 1, 2, and 3 of the Rural School Bus Pilot Project, fleet expansion was allowed for zero-emission bus purchases (meaning scrappage of an old bus was not required), but an old bus had to be dismantled/scrapped for hybrid or internal combustion bus projects. Starting in year 4, scrappage is required for both project types. Applicants may be awarded a maximum of three zero-emission projects per funding year. Hybrid

or internal combustion engine school bus replacement projects are limited to one award per funding year. Old school bus chassis must be 20 years old or older, must have 14,000 pounds or greater gross vehicle weight rating (GVWR), must have current California Highway Patrol Certification, and must be applicant owned. Current funding is expected to cover up to 160 new school buses, including supplemental funding for infrastructure. About two thirds of these are expected to be zero-emission buses.

Program goal

With approximately 21,000 diesel-fueled or gasoline-fueled school buses operating throughout California, this project provides opportunities to transform California's school bus fleet and meet zero-emission vehicle deployment goals along with near-term and long-term air quality goals.

Status of program in reaching goal

- All school district agreements executed for Year 1 (FY 2016-17) and vehicle delivery is required by February 1, 2020.
- School district agreements in the process of execution for Year 2 (FY 2017-18) and vehicle delivery is required by February 1, 2021.
- Year 3 Projects (FY 2018-19) were selected in summer of 2019.
- For Year 4 (FY 2019-20) funding, CARB plans to update the program guidelines and issue a new solicitation in 2020.

Program lifetime numbers/statistics

Zero-emission schools buses and electric charging infrastructure:

- Year 1 Vehicles: 32 school buses funded
- Year 1 Equipment: 29 charging stations funded
- Year 2: 46 school buses and charging stations expected to be funded

Hybrid or Internal Combustion Engine school buses:

- Year 1 Vehicles: 11 school buses funded
- Year 2 Vehicles: 29 school buses expected to be funded

Year 3 is expected to fund 30 to 60 new school buses, depending on the requested technology option. Based on projects funded for the 2016-17 fiscal year, staff expect that 75 percent of the buses funded will be zero-emission and the remaining 25 percent will operate on renewable fuel. Year 4 is expected to fund 13 new school buses.

Depending on the technology and school bus size purchased, staff expect tens of thousands of metric tons of CO₂ equivalent GHG emission reductions for the life of the project. Criteria pollutant and toxic air contaminant emission reductions are also expected as the advanced-technology school buses replace conventionally-fueled engines.

G. Clean Off-Road Equipment Voucher Incentive Project

Website: <https://ww2.arb.ca.gov/our-work/programs/clean-off-road-equipment-voucher-incentive-project>

Program description

While zero-emission technology is already being deployed in certain off-road applications, the main barrier to more widespread adoption is that production volumes are too low for the equipment to be cost competitive. The Clean Off-Road Equipment (CORE) Voucher Incentive Project would address this cost barrier and bring about greater adoption of cleaner, commercially available on-road freight vehicles and off-road equipment throughout California, particularly in areas such as ports, railyards, airports, and warehouses, that are most impacted by emissions from freight equipment. In addition, much of this funding will either be spent within or benefit disadvantaged and low-income communities, because many freight facilities are located in these communities. The project is analogous to that of HVIP and similarly targets commercialized products providing voucher incentives on a first-come, first-served basis.

It is anticipated that eligible equipment types will include transport refrigeration units, on and off-road terminal trucks, forklifts (>8000 lbs. lift capacity), railcar movers, container handling equipment, wide-body aircraft tugs, airport cargo loaders, and rubber-tired gantry cranes; as the program evolves, more types of equipment will become eligible. This program, funding these types of equipment, is expected to help drive wide-scale adoption of zero-emission freight vehicles and off-road equipment and the expansion of zero-emission infrastructure, which will drive down costs and strengthen the supply chain to support a broader zero-emission market.

Program goal

CORE is intended to encourage and accelerate the deployment of zero-emission freight vehicles and off-road freight equipment in California by providing a streamlined way for fleets ready to purchase specific zero-emission equipment to receive funding to offset the higher cost of such technologies.

Status of program in reaching goal

This project was allocated \$40 million in the FY 2017-18 Funding Plan for Clean Transportation Incentives. Through a competitive solicitation process, a project administrator was selected in July 2019. Staff has held three public work groups to develop the program guidelines and details and released the FY 2017-18 competitive solicitation in February 2019. Staff anticipates funding for vouchers to be available in early 2020.

Although the project has yet to be launched, staff believes the project's \$40 million allocation will be fully expended within the first year of implementation. Furthermore, staff does not expect that demand for funding will diminish after the first year.

H. Zero and Near-Zero Emission Freight Facilities

Website: None

Program description

Zero- and Near-Zero Emission Freight Facilities Project was developed to support bold, transformative emission reduction strategies that can be emulated throughout freight facilities statewide. These projects will holistically reduce GHG, criteria pollutants, and toxic air contaminant emissions in and around freight facilities and will provide economic, environmental, and public health benefits to disadvantaged and low-income communities. The projects that include zero-emission on-road components are described below.

San Joaquin Valley Air Pollution Control District, \$15.4M: This project aims to completely replace the use of all diesel-powered freight equipment within one of Frito-Lay's largest food production, warehouse, and regional distribution facilities. The project will integrate zero-emission and near zero-emission technologies in a number of applications, including: 15 heavy-duty Tesla battery electric tractors; six Peterbilt e220 battery electric straight trucks; three battery electric BYD yard trucks; 12 battery electric BYD forklifts; and 38 Low NOx Engine Volvo tractors fueled with RNG.

South Coast Air Quality Management District, \$45M: Volvo will build and deploy, over three phases, 23 class 8 BEVs in different configurations with multiple end user fleets and 16 of those trucks will be offered for rent from TEC Equipment in Fontana. One class 3 on-road truck will be deployed along with four zero-emission yard trucks and 24 zero-emission forklifts. Solar will be installed at the DHE facility in Ontario and NFI in Chino. Fast chargers and level 2 chargers will be installed at all project sites along with 15 level 2 chargers at two sites for employee vehicle charging, with a total of 58 total charging ports installed. Two 150kW chargers will be installed for public use at a Trillium station in Placentia. Non-proprietary EVSE charging protocols will be used.

Center for Transportation and the Environment, \$5.4M: Build and deployment of four fuel cell hybrid electric walk-in delivery vans designed to meet the needs of the United Postal Service (UPS). Linamar will lead final analysis and design for fuel cell integration, integrate the Ballard fuel cell, power electronics, hydrogen storage system, and controls into the vehicle. After the initial vehicle is confirmed, the additional three vehicles will be produced and tested, and then shipped to UPS for a real-world demonstration and validation period of at least 12 months.

Port of Los Angeles, \$41M: The project will build upon several existing publically funded projects that are deploying 25 zero and near zero-emission yard trucks, two zero-emission top picks and additional 3 yard trucks with automated charging at Port of

Los Angeles terminals and a hydrogen refueling station at the Port of Long Beach. This project will build and deploy 10 class-8 fuel cell trucks from Kenworth with Toyota fuel cells, two zero-emission yard trucks, two battery forklifts, and build two hydrogen refueling stations, one in Wilmington at a Toyota facility and one in Ontario at the Travel Center of America and will have public access. Trucks will enter service with four local trucking fleets focused on drayage services. One truck will be dedicated to moving avocados from Oxnard to the Port of Hueneme and Port of Los Angeles for export. Port of Hueneme will operate two zero-emission yard trucks and Toyota will replace two propane forklifts with battery-electric forklifts at their warehouse in Long Beach.

Port of Long Beach, \$50M: Deploy 38 zero-emission yard trucks, 2 battery electric top handlers, 9 RTGs hybrid repowers, 15 class-8 battery electric vehicles, 18 16,000 pound lift capacity forklifts, 16 8,000 lift capacity forklifts, 1 railcar mover, hybrid tugboat and 2 ocean going vessels International Maritime Organization Tier 3 capable vessels among three California ports with worker training programs at area community colleges

Center for Transportation and the Environment, \$5.5M: Build and deploy 21 BYD class-8 BEVs with EVSE at four cities in the South Coast Air Quality Management District. The four cities are Carson, Sylmar, Riverside, and Pomona. Solar will be installed at the Carson facility to support charging.

Center for Transportation and the Environment (CTE), \$4.3M: This project will build upon an existing Department of Energy, California Energy Commission, and South Coast Air Quality Management District project with UPS for a fuel cell hybrid electric delivery van that will be demonstrated in delivery service in West Sacramento, California. CTE is seeking additional funding to leverage existing funding and build 15 additional vehicles based on the initial fuel cell hybrid electric delivery van design.

Project Clean Air, \$3.2M: Project involves the design, build, and deployment of five zero-emission, all electric battery class 7 trucks with all electric transport refrigeration units for operation between orchard and packing house. Builds upon an existing off-road demonstration that received funding last year and is now getting underway.

Program goal

The movement of freight within, and through California's regional centers relies predominately on the use of diesel-fueled heavy-duty vehicles and a multitude of equipment types. Freight activity is a large source of GHG, criteria pollutant, and toxic air contaminant emissions. Since these vehicles and equipment types operate at ports, railyards, and warehouse districts as part of their normal activities, large amounts of NOx and diesel particulate matter emissions significantly impact nearby communities. Reducing emissions from these activities is not only necessary to meet federally

imposed clean air standards but also to reduce adverse health effects from their emissions—especially in disadvantaged communities. The continued development and demonstration of zero-emission and near zero-emission technology is necessary in order to meet California’s long-term GHG emission reduction goals, protect public health, and reach attainment with increasingly more stringent federal air quality standards.

Selected projects are designed to demonstrate advanced technologies that will be able to provide a significant reduction in GHG emissions and improve air quality for many affected areas within the State when the technology is fully integrated into the marketplace. Projects should be a model to other such freight facilities to adopt demonstrated strategies and technologies magnifying the future emission reduction potential of wide scale adoption. One of the stated goals of the project is to act as a showcase for the technology and share lessons learned.

Status of program in reaching goal

All projects have their grant agreements executed, satisfying their California Environmental Quality Act (CEQA) requirements, and are now underway. Sub-agreements among the grantees and their project partners is completed for most projects and work has commenced. Demonstration and pilot projects, such as those funded by this program, typically require many months for project partners to manufacture and deploy advanced technology vehicles and equipment and to have their supporting infrastructure commissioned. It is expected that most of the projects that have been selected will have at least some of the funded vehicles and infrastructure in operation by the end of 2019 and all by the end of 2020.

One of the stated goals of the project is to act as a showcase for the technology and share lessons learned. Project partners are already sharing information with project teams on navigating utility engagement issues, and sharing lessons learned with companies that are not part of any of the funded projects.

Program lifetime numbers/statistics

The Zero and Near-Zero Emission Freight Facilities Project is funding many different vehicle and equipment types at a myriad of project locations throughout the State. Some projects have brought together operations across the State under one project fulfilling CARBs goal of having large-scale demonstration and pilot projects that can act as a showcase for other end-users. Many vehicles and pieces of equipment are being funded by the project, including:

- On-road:
 - 90 class-8 trucks of which 61 are zero-emission and the remaining 38 trucks are using low NOx engines with renewable natural gas
 - 25 zero-emission medium-heavy-duty trucks

- Off-road:
 - 44 zero-emission yard trucks
 - 91 pieces of zero-emission cargo handling equipment
 - 2 hydrogen refueling stations for heavy-duty trucks
 - 1 renewable natural gas refueling station
 - 1 zero-emission battery-electric locomotive
 - 2 ocean going vessels

Vehicles and equipment will begin operations within the next year, and projects are scheduled to continue into 2021 and beyond.

I. Community Air Protection Incentives

Website: <https://www.arb.ca.gov/msprog/cap/capfunds.htm>

Program description

In 2017, the Governor signed into law AB 617, directing CARB in conjunction with the local air districts to establish the Community Air Protection Program. This program provides a new community-focused approach to improving air quality and reducing exposure to criteria air pollutants and toxic air contaminants in the communities most impacted by air pollution.

Through the budget process the Legislature and Governor have added an incentives component to AB 617: \$250 million in Community Air Protection incentives in FY2017-18, \$245 million in FY2018-19, and \$245 million in FY2019-20. First-year funds are being used for cleaner vehicles, equipment and infrastructure in the areas most affected by air pollution, especially disadvantaged and low-income communities, through Carl Moyer and Proposition 1B projects. Second-year funds may be used for similar projects, and also to reduce toxic and criteria emissions from smaller stationary sources, or for projects identified through AB 617 Community Emissions Reduction Programs. The Board added priority for zero-emission vehicles, equipment and infrastructure for first-year funds, and the Legislature did the same for second-year funds.

Community Air Protection incentives are administered by local air pollution control and air quality management districts. Projects must benefit disadvantaged and low-income communities such as those identified for monitoring and community emissions reduction programs as AB 617 is implemented. Communities are invited to help identify and support the projects needed to make a difference.

Program goals

- Listen to the project priorities identified by disadvantaged and low-income areas, especially in areas identified through AB 617 implementation. Reflect those priorities in program guidelines.
- Reduce criteria and toxic emissions to improve public health in pollution-burdened communities. For mobile sources, place priority on zero-emission vehicles, equipment, and infrastructure. For stationary sources, focus on specific emitters of air toxics affecting communities.
- Reduce greenhouse gas emissions and meet all requirements for greenhouse gas reduction funds.
- Implement projects as soon as possible. Complete expenditure of funds within three years of their allocation.

Status of program in reaching goals

The first program goal above has been met for first-year funds. Air districts conducted public meetings and workshops throughout 2018 to seek community guidance on priorities for first-year funding. Following joint CARB/district workshops in February 2018, the Board approved in April 2018 a supplement to the existing Moyer Program Guidelines to respond to comments received from communities. The Guidelines Supplement enables timely implementation of mobile source incentive projects and larger grants for zero-emission technologies. It expands program opportunities and adds flexibility for school bus projects.

Sixteen air districts received grants for the first-year funds and are now selecting projects in consultation with affected communities. In October 2018, the air districts formally reported their initial progress on spending the first-year funds. The three largest districts received the bulk of the funds, were the first to receive the grant awards, and as a result were able to report significant progress. Over \$156 million, more than half of the overall \$228.3 million available to the districts, excluding administrative funds, has been committed to projects.

CARB is coordinating with the local air districts to determine the distribution of the second-year funds. Key principles have been guiding the discussion to ensure the distribution reflects the goals of AB 617 and the Legislative intent of the funds:

- A significant portion of funds must go to AB 617 communities selected by the Board;
- An amount of funds consistent with the precedent set by the Legislature with the allocation of the first-year funds should go to the three largest air districts;
- Consideration should be given for funds to go to communities under consideration for future selection; and

- Funds should be made available for smaller air districts to participate in the program and address concerns from their own communities.

Program lifetime numbers/statistics

The program is in its initial stages of implementation. Initial reporting on projects completed or funds committed to date, including benefits to communities as a result of these projects, occurred in November 2018. Progress will be reported twice yearly thereafter, including information on zero-emission projects completed and program emissions benefits in disadvantaged and low-income areas. To date, approximately 93 percent of the committed funds have gone to projects located within and benefitting disadvantaged and low-income communities. Additionally, air districts have committed funds to a variety of zero-emission and other advanced technology projects, as well as projects to protect sensitive receptors such as children, including:

- 53 school buses replaced with zero-emission alternatives, and 99 school bus replacements total.
- 73 heavy-duty on-road vehicles replaced with zero-emission alternatives, and 45 off-road equipment replaced with zero-emission technology.

To guide the expenditure of second-year funds, CARB staff developed a new set of Guidelines to begin addressing the new categories of incentives called for by the Legislature. The Board adopted these new *Community Air Protection Funds 2019 Guidelines* on May 23, 2019. The Guidelines include new incentives to reduce hexavalent chromium emissions from chrome plating operations, as well as incentives to reduce air pollution in schools.

J. Volkswagen Mitigation Trust for California

Website: <https://ww2.arb.ca.gov/our-work/programs/volkswagen-environmental-mitigation-trust-california>

Program description

The Volkswagen (VW) Mitigation Trust is a component of partial settlements with VW resulting from its use of illegal emissions cheating software in certain diesel cars sold in California. The Trust provides funding opportunities for specified eligible actions to mitigate the excess NO_x emissions caused by the subject VW vehicles. The Trust is enumerated in the settlement's first Partial Consent Decree as Appendix D.

As required by the Consent Decree, CARB developed a Beneficiary Mitigation Plan (Plan) through an extensive public process. The Plan describes the eligible mitigation actions from the list specified in the Consent Decree that will be funded from the State's allocation of the Trust. Most are scrap-and-replace projects for the heavy-duty sector, as required by the Consent Decree, including on-road freight trucks, transit and shuttle buses, school buses, and off-road equipment, as well as funding for light-duty zero-emission vehicle infrastructure. The projects identified in the Plan will fully

mitigate the excess NO_x emissions in California caused by VW's actions. The Plan also commits to long-term goals by investing in zero-emission technologies. At least half of the total funding is expected to benefit low-income or disadvantaged communities.

Implementation of the Plan is in the early stages. The first funding availability, for zero-emission transit, school, and shuttle buses, launched in October 2019. Additional funding is expected to be available in early 2020.

Program goals

- Fully mitigate the past and future excess NO_x caused by VW's actions.
- Support early adoption of commercially available zero-emission technologies in the heavy-duty sector.
- Align with State priorities and help meet California's zero-emission vehicle and petroleum use reduction goals.
- Invest funds Statewide with a focus on benefiting disadvantaged or low-income communities.

Status of program in reaching goals

Funding for zero-emission transit, school, and shuttle buses, launched in October 2019. Solicitation for additional project categories is anticipated to begin in early 2020.

Program lifetime numbers/statistics

CARB will report semi-annually to the Trustee on eligible mitigation action implementation. SB 92⁴³⁰ further directs CARB to report annually to the State Legislature on the proposed and actual expenditures from the Trust.

K. Innovative Clean Transit

Website: <https://www.arb.ca.gov/msprog/ict/ict.htm>

Program description

CARB continues to develop strategies to transition the heavy-duty mobile source sector to zero and near-zero emission technologies to meet air quality, climate, and public health protection goals. The Innovative Clean Transit (ICT) regulation, adopted in December 2018, requires all public transit agencies to gradually transition to a 100 percent zero-emission bus (ZEB) fleet. Beginning in 2029, 100 percent of new purchases by transit agencies must be ZEBs, with a goal for full transition of buses in service by 2040. It applies to all transit agencies that own, operate, or lease buses with a GVWR greater than 14,000 lbs. It includes standard, articulated, over-the-road, double-decker, and cutaway buses. The ICT regulation also encourages transit agencies to provide innovative first- and last-mile connectivity, and improved mobility for transit riders. This regulation provides various exemptions and compliance options

⁴³⁰ Committee on Budgets and Fiscal Review, Chapter 26, Statutes of 2017.

to safeguard against service cuts, and provide flexibility for transit agencies through this transition.

The Innovative Clean Transit regulation requires the transit agencies to come up with an agency-tailored Zero-Emission Bus Rollout Plan that is consistent with normal bus purchases with the goal of making a successful and strategic transition to a zero-emission bus fleet. The Rollout Plan must also identify how each transit agency will deploy zero-emission buses in disadvantaged communities, and must include information on infrastructure build out schedule, funding sources and needs, and training plans that are critical to the success of zero-emission buses at the transit agency. Transit agencies are encouraged to apply for state, federal and local incentives to defray the increased cost of zero-emission technologies and related equipment. CARB's Innovative Clean Transit regulation and the associated incentives send a strong market signal to further support development and deployment of heavy-duty zero-emission technologies, create new jobs, and increase investments in California's clean air future.

Even though zero-emission bus technologies have advanced rapidly in recent years, continued improvements in zero-emission bus costs and performance are still needed to facilitate the full transition to zero-emission technologies. Therefore, the Innovative Clean Transit regulation provided some provisions to address barriers beyond transit agencies' control. In addition, the Board directed staff to provide a comprehensive review on costs, performance, reliability, and workforce training, and development of zero-emission buses and corresponding infrastructure at least one year prior to the first zero-emission bus purchase requirements. This regulation also encourages innovative zero-emission mobility options with use of zero-emission cars, vans, bicycles, or scooters, or any combination of them in lieu of zero-emission bus purchases, if service is provided or contracted for by the transit agency. In addition, the Innovative Clean Transit regulation requires use of renewable fuels and low NO_x engines for conventional technologies during the long-term transition to zero-emission technologies.

Program goals

- Achieve a zero-emission transit system by 2040.
- Provide environmental benefits, especially in transit-dependent and disadvantaged communities.
- Support the near-term deployment of zero-emission buses where the economics are viable and where transit service can be maintained or expanded.
- Secure binding commitments from the State's transit providers for long-term vision for transitioning to zero-emission technologies across all transit modes.

- Partner with transit agencies to pilot innovative approaches to improve access to transit systems with zero-emissions first- and last-mile solutions.

Status of program in reaching goals

The Board unanimously approved the Innovative Clean Transit regulation in December, 2018. Implementation of the regulation starts in 2020.

Program lifetime numbers/statistics

The Innovative Clean Transit regulation is expected to cumulatively reduce GHG emissions relative to current conditions by 19 million metric tons of carbon dioxide equivalent (MMT CO_{2e}) from 2020 to 2050. For tailpipe emissions of NO_x and PM 2.5, the proposed Innovative Clean Transit regulation is estimated to result in cumulatively around 7,000 tons, and 40 tons emission reductions, respectively, for the same time period. The majority of these benefits will be in the State's most populated and impacted areas where transit buses are most prevalent. These areas include the South Coast, Bay Area, San Joaquin Valley, San Diego, and the Sacramento Air Basins.

L. Zero-Emission Airport Shuttle

Website: <https://ww2.arb.ca.gov/our-work/programs/zero-emission-airport-shuttle>

Program description

The Zero-Emission Airport Shuttle regulation is part of a comprehensive suite of measures tasked to meet the ambitious, but achievable, goals set by Assembly Bill 32 and Senate Bill 32. Airport shuttles are a category of vehicles that is well-positioned to act as a mechanism for increasing the adoption of zero-emissions technology in a suitable market. This acceleration of the use of zero-emissions technology is necessary to provide cleaner air for all Californians to breathe, while slowing down the effects of climate change.

This regulation will require private and public airport shuttle fleet owners to transition their fleet to zero-emission shuttles. Currently, the draft proposal would require fleets to meet a 33 percent ZEV composition requirement in 2027, 66 percent ZEV in 2031 and 100 percent ZEV by 2035. There is also a ZEV replacement provision, beginning in 2023, to prevent fleets from reverting from ZEV to internal combustion technologies.

The phase-in structure of this proposed regulation will ensure successful adoption of ZEV technology, and allow the requisite time needed to develop support infrastructure. These compliance benchmarks will also provide fleets maximum time to access the incentive funding opportunities available from a variety of sources, including both federal and state governments.

Program goal

The intent of Zero-Emission Airport Shuttle regulation is to increase the use of commercially available heavy-duty ZEVs in applications that are well-suited for their use while providing the emission benefits necessary to meet SIP mandated criteria

pollutant and GHG reduction goals. Zero-Emission Airport Shuttle, in conjunction with a suite of CARB heavy-duty ZEV regulations, matched with incentive funds, will stimulate a heavy-duty ZEV economy.

Status of program in reaching goal

The regulation was adopted by the Board in June 2019.

Program lifetime numbers/statistics

Airport shuttle fleet owners consist of public (i.e., airports) and private (i.e., hotels, and off-airport parking) fleets with nearly 1,000 airport shuttles combined. There are approximately 260 publicly-owned shuttles and 690 privately-owned shuttles. Implementation would begin in 2022 with a reporting requirement, which would be followed by a ZEV replacement provision in 2023. Fleet requirements begin with 33 percent in 2027 and reach full implementation in 2035. CARB staff project a NO_x reduction of 138 tons by 2040 with implementation of this regulation, as well as a 90 percent reduction in GHG emissions associated with airport shuttles.

M. Zero-Emission Powertrain Certification Regulation

Website: <https://ww2.arb.ca.gov/our-work/programs/zero-emission-powertrain-certification>

Program description

The Zero-Emission Powertrain Certification Regulation (ZEP Cert) establishes an alternative certification process for heavy-duty electric and fuel-cell vehicles. The ZEP Cert process would include robust requirements that help ensure information regarding such vehicles and their powertrains are effectively and consistently communicated to purchasers, ensure such vehicles are well supported once deployed, and remove barriers to greater vehicle reparability.

While the certification pathway would be optional to manufacturers, it could be incorporated into other zero-emission measures, such as was done for the Zero-Emission Airport Shuttle Regulation. The ZEP Cert becomes available starting with model year 2021.

Program goal

ZEP Cert is part of a suite of near-term strategies intended to accelerate the transition of California's heavy-duty and off-road fleets to zero-emission technology. It was developed primarily to help ensure the success of CARB's regulations and incentive programs targeting more-mature zero-emission technology applications in the heavy-duty space.

Status of program in reaching goal

The regulation was adopted by the Board in June 2019.

N. Advanced Clean Trucks

Website: <https://ww2.arb.ca.gov/our-work/programs/advanced-clean-trucks>

Program description

The Advanced Clean Truck regulation's purpose is to accelerate the market for zero-emission heavy-duty vehicles in applications that are well suited for their use. The Advanced Clean Truck Regulation is part of a holistic approach to accelerate a large-scale transition of zero-emission medium-and heavy-duty vehicles from class 2B to class 8. The regulation has two components including a manufacturer sales requirement, and a reporting requirement:

Zero-emission truck sales: Manufacturers who certify class 2B-8 chassis or complete vehicles with combustion engines would be required to sell zero-emission trucks as an increasing percentage of their annual California sales from 2024 to 2035. By 2035, 55 percent of all class 2B – 3, 75 percent of class 4 – 8 straight trucks, and 40 percent of class 7 – 8 tractor trucks sales would need to be zero-emission.

Company and fleet reporting: Fleet owners would be required to report about their existing fleet operations. This information would help identify future strategies to ensure that fleets purchase available zero-emission trucks, and place them in service where suitable to meet their needs.

Program goal

Goals for the Advanced Clean Trucks rulemaking include:

- Accelerate first wave of zero-emission truck deployments in best suited applications.
- Enable a large-scale transition to zero-emission technology.
- Maximize the total number of ZEVs deployed.
- Complement existing and future programs.
- Provide environmental benefits, especially in disadvantaged communities, as well as greenhouse gas reductions.
- Ensure requirements are technologically feasible and cost-effective.
- Foster a self-sustaining zero-emission truck market.

Status of program in reaching goal

In the last decade, the zero-emission truck market consisted of small manufacturers and start-ups producing small numbers of electric trucks, often being aftermarket conversions of conventional vehicles. These early demonstrations had varying success, but most of these early electric trucks are no longer being supported, and the start-ups

producing them have shut down. To date, large manufacturers have experimented with small demonstrations, but have not committed to producing zero-emission trucks for commercial use. However, the market is beginning to develop as heavy-duty zero-emission technology continues to improve and costs continue to decline.

Large truck manufacturers have begun to explore the nascent zero-emission truck market and most are demonstrating zero-emission trucks in California. In addition, some truck manufacturers have begun launching products in other nations, and most major truck manufacturers and several new entrants into the truck market have announced near-term plans to commercialize a wide range of heavy-duty zero-emission trucks in the United States. Several major truck engine and component suppliers are also developing electric drivetrains and components needed for truck electrification.

Fleets see potential benefits in using battery-electric or fuel cell electric trucks and vans, including opportunities for potential operational cost savings due to lower fuel costs, decreased maintenance costs, and Low Carbon Fuel Standard credit revenue. However, incremental capital costs are high and there is no widespread refueling or recharging infrastructure. Concerns about range, weight, space, and towing capacity exist currently and are key factors in determining whether zero-emission trucks will meet a fleet's needs. There is general consensus that early markets are most likely centralized fleets that return to base daily where they can be refueled/recharged. Early adopter fleets are continuing to show strong interest, and want to purchase vehicles that will have long term support from established manufacturers they have relationships with.

The Advanced Clean Trucks regulation establishes requirements on medium- and heavy-duty manufacturers to start producing electric trucks, and lays the groundwork for fleet regulations by requiring them to report information to inform future fleet rules. More details on future fleet rules can be found in the next section.

Program lifetime numbers/statistics

The Advanced Clean Trucks regulation requires heavy-duty vehicle manufacturers to produce and sell zero-emission vehicles in California. The regulation requires increasing sales of zero-emission trucks in 2024 model year through the 2035 model year. The rule is being crafted to provide flexibility for manufacturers to choose which market segments to target while ensuring emission benefits regardless of the chosen compliance path. The general goal of this effort is to increase the number of zero-emission trucks on the road over the next decade and to use that experience in determining how heavy-duty vehicle electrification can further contribute to meeting emission reduction targets beyond 2035. This regulation was adopted by the Board in June.

O. Zero-Emission Vehicle Truck Regulation

Website: <https://ww2.arb.ca.gov/our-work/programs/zero-emission-vehicle-fleet>

Program description

On August 1, 2018, Governor Brown directed CARB to begin working on fleet rules to convert public and private fleets to zero-emission to meet the state's climate change goals. As part of the directive, CARB was specifically asked to look at rental cars, large employers, delivery vehicles, and transportation service fleets. CARB has held two public workshops in August and December of 2018 to begin the discussion of ZEV fleet rules, and during the April 2, 2019 Advanced Clean Trucks regulatory workshop, staff outlined the general plan for future heavy-duty ZEV fleet rules.

CARB staff is planning to develop zero-emission medium- and heavy-duty fleet rules for Board consideration in 2022 and implementation by 2024. The specifics of these fleet rules are to be determined, but generally staff will be looking at targeted regulations to focus on specific fleets as well as a potential broad, market based strategy to electrify fleets. Targeted fleet rules may include last-mile delivery, public fleets, utility fleets, refuse/recycling services, and others. A general framework for the market based mechanism would be to create a voluntary ZEV fleet certification program for fleets to establish that their fleet uses zero-emission trucks, and a mandatory requirement on large companies and shippers that their company fleet or fleets they contract with are certified under the ZEV fleet certification program.

Fleet rules will be focused on operations where ZEV duty cycles meet fleet operational needs, but more information is needed to determine which applications are best suited for electrification. To support these goals, fleets are required to report information to inform staff on what vehicles are suitable for electrification as part of the Advanced Clean Truck. Fleets will be reporting general information on the company and how much freight they move or contract to move, information about their vehicles and vehicle duty cycles, and location specific information to better understand infrastructure considerations.

Program goals

Overall principles for the heavy-duty ZEV fleet rule development include but are not limited to:

- Expand the zero-emission truck market to meet air quality and GHG goals.
- Provide benefits in disadvantaged communities.
- Maximize the total number of ZEVs deployed.
- Match vehicle capabilities with fleet operational needs.
 - Initially, urban, stop-and-go driving, return to base.
 - Support market expansion to other applications.
- Expand infrastructure availability to enable new markets.
- Ensure level playing field between types of fleet operators.

- Support and enable workforce training.

Status of program in reaching goal

Rule development will begin in early 2020, and Board consideration is expected in 2022. Implementation will begin in 2024 to match the timeline of the Advanced Clean Trucks manufacturer mandate.

Program lifetime numbers/statistics

Actual population numbers or emission reductions are unknown currently as the regulated fleets have not been identified yet. At a high level, the required numbers of ZEV purchases should be similar to the numbers required in the Advanced Clean Truck regulation, although fleet requirements may expand beyond manufacturer requirements.

P. Zero-Emission Transport Refrigeration Units Regulation

Website: <https://ww2.arb.ca.gov/our-work/programs/transport-refrigeration-unit>

Program description

CARB is developing a new regulation that may require all straight truck mounted transport refrigeration units (TRU) that operate in California to transition to 100 percent zero-emission operation. It would also limit the amount of time that internal combustion engine-driven trailer TRUs can operate while stationary at certain California facilities, and require those facilities to provide the infrastructure needed to support zero-emission operation on-site.

Program goal

This action could potentially achieve significant emission reductions of criteria, toxic, and greenhouse gas pollutants after full implementation. In addition to producing near-term emission reductions, the regulation could help to advance zero and near-zero-emission TRU commercialization by increasing the earlier penetration of infrastructure that will be needed for those technologies.

Status of program in reaching goal

Staff is currently engaging industry and other public stakeholders on regulatory concepts.

Q. Zero-Emission Drayage Truck Regulation

Website: <https://ww2.arb.ca.gov/our-work/programs/drayage-trucks-seaports-and-railyards>

Program description

CARB is developing a concept that could amend the existing Drayage Truck Regulation, or adopt a new regulation, to direct a transition to zero-emission operations. CARB's current Truck and Bus regulation contains requirements for

existing trucks to have an engine meeting 2010 or newer emissions standards, with full implementation in 2023. The new drayage truck regulation would establish a schedule for phasing in the use of zero-emission technology. Options to be considered include, but are not limited to, requirements for full zero-emission technology (e.g., a battery or fuel-cell electric short-haul truck) and zero-emission mile capability (e.g., a natural gas-electric hybrid that could drive interstate, but switch to zero-emission electric mode while operating in impacted communities).

Program goal

This action could achieve moderate reductions in toxic and criteria pollutant emissions. Drayage truck fleets may choose to invest early in technology for long-term compliance (likely motivated by port rate structures and incentives), with significant reductions of toxic, criteria, and greenhouse gas pollutants expected after full implementation. These reductions would provide critical benefits to reduce community health risk, fulfill State Implementation Plan commitments to attain federal air quality standards, and meet greenhouse gas targets.

Status of program in reaching goal

Staff is currently in the early development stage for this regulatory concept.

4. Programs Spanning Light- and Heavy-Duty ZEVs

A. Low Carbon Fuel Standard

Website: <https://www.arb.ca.gov/fuels/lcfs/lcfs.htm>

Program description

The Low Carbon Fuel Standard (LCFS) is designed to encourage the use and production of cleaner low-carbon fuels in California, and reduce GHG emissions from the transportation sector. The LCFS standards are expressed in terms of the carbon intensity of gasoline and diesel fuel, and their respective substitutes. Fuel carbon intensity reduction is achieved by creating a carbon intensity reduction target that acts as a benchmark in a given year. Regulated parties that provide fuel for use in California that falls above the target generate deficits (that must be matched with credits), and parties that bring fuel into California below the benchmark generate credits, that may be sold on the market.

The Board approved the LCFS regulation in 2009 and began implementation on January 1, 2011. The Board approved some amendments to the LCFS in December 2011, which were implemented on January 1, 2013. In 2015, the Board re-adopted the LCFS to address procedural issues, with subsequent implementation on January 1, 2016. In 2018, the Board approved amendments to the regulation, which included strengthening and smoothing the carbon intensity benchmarks through 2030 in-line with California's 2030 GHG target enacted through SB 32. The effective date of the most recent Amendments is January 4, 2019.

Program goal

The LCFS program is designed to diversify the transportation fuel mix by providing an investment signal for the development and deployment of lower carbon fuels. The most recent amendments are designed to reduce the carbon intensity by 20 percent from 2010 levels by 2030.

Status of program in reaching goal

Regulated parties as a whole have complied with the regulation, and have banked excess credits that can be used for future compliance obligations. The goal of carbon intensity reduction is on track, with all parties achieving their compliance obligation through 2018.

Beyond adding a 2030 target, the 2018 LCFS Amendments substantially expanded the program's support for zero-emission vehicles:

- Additional crediting opportunities were created for residential charging applications. These provisions allow load-serving entities, automobile manufacturers, and other parties that are able to meter residential electric

vehicle charging to be able to claim credits for reducing the carbon intensity of the electricity used to charge these vehicles.

- The amendments also allow infrastructure credits to be generated by DC Fast Charging Station owners and Hydrogen Fueling Station Owners based on the capacity of the station to deliver fuel, minus any actual fuel dispensed. Infrastructure credits will decrease as a station reaches full utilization, until it is only generating credits for its dispensed fuel. In this way, the provision is designed to be “self-sunsetting.”
- Utilities and vehicle manufacturers are working to develop a point-of-purchase Clean Fuel Reward program for new EVs, using LCFS credit value with a maximum estimated incentive of approximately \$1,500 to \$2,000 per vehicle. This point-of-purchase incentive scales with battery capacity. This is “money on the hood” at the time of lease or purchase.
- The amendments increase Energy Economy Ratio for heavy-duty EVs, and add a number of new credit generating categories covering freight transportation applications such as Electric Transport Refrigeration Units, Electric Cargo Handling Equipment, and Electric Power for Ocean-going Vessels, as well as electric motorcycles, and a new provision to allow entities to submit a Tier 2 pathway to obtain EER certification for other electric transport applications not directly written into the regulation (one example could include micromobility, such as electric bikes and scooters).
- In addition, the LCFS Amendments promote the use of low-carbon electricity for transportation applications by allowing matching of low-carbon electricity generation to EV charging through flexible mechanisms (such as book-and-claim accounting), and by allowing entities to earn credit by charging at times of the day when the carbon intensity of grid electricity is lower (smart charging).

Program lifetime numbers/statistics

Before the LCFS, the only alternative fuels for transportation with any significant market share were natural gas and ethanol. Between the first year of LCFS compliance (2011) and 2018, a wide variety of low carbon fuels proved their commercial feasibility and began to be deployed in large volumes, including electricity, which already contributes to about 15 percent of total LCFS credits in the most recent LCFS quarterly reporting.⁴³¹

⁴³¹ CARB, 2019. “LCFS Quarterly Summary 04/30/19.”

https://www.arb.ca.gov/fuels/lcfs/dashboard/quarterlysummary/quarterlysummary_043019.xlsx.

Over 13 million LCFS credits were sold or traded in approximately 1,725 transactions in 2018 with an average credit price of \$160/metric ton carbon dioxide equivalent, demonstrating a robust credit market.

B. Clean Mobility in Schools

Website: <https://ww2.arb.ca.gov/our-work/programs/low-carbon-transportation-investments-and-air-quality-improvement-program/low>

Program description

The Clean Mobility in Schools Pilot Project was first included as a project in the FY 2018-19 Funding Plan for Clean Transportation Incentives for Low Carbon Transportation Investments and the Air Quality Improvement Program. CARB allocated additional funding in its FY 2019-Funding Plan. This new equity project has a total allocation of \$15 million to provide funding to one or two public school districts, charter schools, or County Offices of Education that operate kindergarten through twelfth grade (K-12) schools located in a disadvantaged community. The pilot project will focus on creating an overall transformation of the entire school transportation system, showcasing a variety of clean mobility options through deploying and demonstrating GHG emission reduction techniques, helping to facilitate 'greening' the school, and eventually leading to a larger Statewide project.

This project supports the statutory goals of SB 1275⁴³² and SB 350 recommendations⁴³³ by prioritizing funds for clean light-duty and heavy-duty transportation transformation by: encouraging carsharing and bike sharing, increasing access to zero-emission vehicles in disadvantaged communities, and increasing awareness of clean transportation and mobility options by educating the K-12 students, parents, school employees, and others in the surrounding community. Outreach to other schools may include sharing or loaning the newly acquired advanced technology vehicles and equipment.

Clean mobility projects could include both light-duty and heavy-duty zero-emission vehicles, charging infrastructure, and other mobility options. Examples include, but are not limited to:

- Zero-emission school buses,
- Zero-emission white fleet vehicles (non-school bus),
- Light-duty and heavy-duty vehicle charging infrastructure,

⁴³² De León, Chapter 530, Statutes of 2014.

⁴³³ CARB, 2018. February 21, 2019. "Low-Income Barriers Study, Part B: Overcoming Barriers to Clean Transportation Access for Low-Income Residents." https://ww2.arb.ca.gov/sites/default/files/2018-08/sb350_final_guidance_document_022118.pdf.

- Zero-emission passenger cars for staff to share on a rotating basis thereby familiarizing staff and students with the technology, and getting emission reductions by parking the conventional vehicle that would otherwise be driven,
- Active transportation projects (such as bicycle sharing),
- Additional synergistic GHG emission reductions could come from zero-emission lawn and garden equipment; installation of solar and battery back-up; and other technologies or techniques.

This pilot project provides the opportunity to reduce GHG and other air pollution emissions, meet zero-emission vehicle deployment goals, and provide familiarity to zero-emission vehicle technology and other advanced mobility options to the next generation.

Program goal

The goal of this new grant is to deploy synergistic GHG emission reduction techniques that can be emulated on school campuses statewide. This funding provides for the electrification of the transportation fleets, including vehicles, infrastructure, education and awareness, and other efforts to encourage clean mobility in and around schools. Partnerships with other State and local agencies are encouraged to implement and fund other green technologies and practices along with additional outreach about these efforts.

All projects could include classroom instruction and community outreach about the vehicle technologies and other GHG emission reduction ideas.

Status of program in reaching goal

CARB held a competitive solicitation to award funding. The solicitation closed in October 2019. CARB anticipates awarding funding in early 2020.

5. Supporting Programs

A. California Green Building Standards Code

Website: <https://www.arb.ca.gov/cc/greenbuildings/standards.htm>

Program description

Originally published in 2008, the California Green Building Standards Code, commonly known as the “CALGreen Code,” was a first-in-the nation state-adopted green building code developed to support Statewide climate goals. CALGreen applies to the planning, design, operation, construction, use, and occupancy of all newly-constructed buildings as well as additions and alterations to existing buildings. It includes both mandatory and voluntary measures related to planning and design, energy efficiency, water conservation, resource efficiency, and indoor environmental quality. During each code cycle, CARB staff provides technical and cost analysis to suggest revisions to the CALGreen Code.

One of the key mandatory provisions in the CALGreen Code includes electric vehicle (EV) charging infrastructure to support future installation of charging stations in order to make buildings “EV Capable.” This infrastructure includes the raceway—the conduit or pipe that future wiring can be pulled through—and panel capacity to support future installation of a Level 2 charger on a dedicated 40-amp, 208/240-volt branch circuit. In addition, these buildings must be identified as “EV Capable” on the site plan. Providing this basic EV charging infrastructure in new buildings gives flexibility to building owners to install the charger of their choice. It also prevents significant retrofit costs in the future.

In 2012, EV charging infrastructure provisions were introduced in the CALGreen Code as voluntary building standards. By 2015, mandatory “EV Capable” provisions were adopted for all building types. All new one- and two-family dwellings and townhouses with attached private garages must be “EV Capable”. Over the last two code cycles, mandatory “EV Capable” provisions have been updated for both nonresidential and multifamily buildings. Effective January 1, 2017, new nonresidential buildings with 10 or more parking spaces must install “EV Capable” infrastructure in 6 percent of parking. Effective January 1, 2020, all new multifamily dwellings regardless of size must install EV Capable infrastructure in 10 percent of parking spots.

The CALGreen Code also includes voluntary provisions for EV charging infrastructure to serve as model code language for local governments that plan to go beyond the statewide minimum standards.

Program goal

- Provide adequate basic EV charging infrastructure to reduce GHG emissions by supporting state short-term and long-term EV charging needs.
 - By 2025, California expects 1.5 million ZEVs to be on California roads.

- By 2030, California has a target for 5 million ZEVs.
- By 2050, California plans to achieve a 100 percent ZEV sales rate.

Status of program in reaching goal

One hundred percent of new single-family, duplex, and townhomes with attached private garages must be EV Capable. This provision ensures that new homes are equipped to meet long-term 2050 ZEV goals. Multifamily housing provisions for EV charging infrastructure are on track to advance over the next two code cycles. By 2026, 20 percent of parking in new multifamily housing should be required to install EV charging infrastructure including at least one Level 2 charger. Updating the building standards at this rate will account for the exponential increase in vehicle adoption rates expected, which will more than triple in the five-year time frame between 2025 and 2030.

Program lifetime numbers/statistics

The proposed revisions to the multifamily codes and current nonresidential codes together are expected to result in the installation of approximately 210,000 to 250,000 EV Capable parking spaces in public, workplace, and multifamily housing by 2025. If all of these spaces are converted to electric vehicle charging stations, they will provide infrastructure to support EV deployments that will avoid an estimated 1.3 to 1.5 million metric tons of GHG annually by 2025.

B. Assembly Bill 8 Hydrogen Fueling Infrastructure

Website: <https://ww2.arb.ca.gov/our-work/programs/hydrogen-fueling-infrastructure>
<https://www.energy.ca.gov/transportation/altfueltech/hydrogen.html>

Program description

AB 8⁴³⁴ established funding for hydrogen fueling stations through the Clean Transportation Program (also known as the Alternative and Renewable Fuel and Vehicle Technology Program, or ARFVTP). ARFVTP provides funds for several low- and zero-emission transportation programs through the imposition of a fee on California vehicle registrations, typically around \$100 million per year. AB 8 recognized that establishing a consumer light-duty Fuel Cell Electric Vehicle (FCEV) market in California critically relied on the coordinated development of a supporting hydrogen fueling network and related infrastructure. The financial sustainability of this fueling infrastructure is then likewise dependent on successful deployment of FCEVs to generate sufficient fuel sales revenue. AB 8 resolved the apparent conflict in this mutual dependence by utilizing ARFVTP funds to establish and support the early operations of a hydrogen fueling network ahead of FCEV deployment.

⁴³⁴ Perea, Chapter 201, Statutes of 2013.

Through AB 8, up to 20 percent (not to exceed \$20 million) of each fiscal year's ARFVTP funds are available to co-fund the development of retail hydrogen fueling stations. This funding is in effect until January 1, 2024. In addition, the program is required to maintain funding until at least 100 retail hydrogen fueling stations are operating in the State, or the hydrogen fueling station network is found to be financially self-sufficient. Funding programs are developed and managed by the California Energy Commission (Energy Commission), per the provisions of the statute. CARB provides support to this program through analysis of the hydrogen fueling network and current and projected FCEV deployment. Through the completion of these analyses, CARB makes recommendations to the Energy Commission for various aspects of its funding program.

These recommendations are primarily captured by the development of CARB's Annual Evaluations, as required by AB 8. By June 30 of every year, CARB delivers a finalized report to the Energy Commission, and later makes the report available to the broader public. The report covers several topics, including:

- Updates to the current on-the-road light-duty FCEV count in California.
- Updates to the development status of the funded hydrogen fueling network.
- Projections of future on-the-road light-duty FCEV counts, based on annual confidential surveys distributed to auto manufacturers.
- Analysis of current and future needs for hydrogen fueling station development, based on the metrics of network and local coverage and fueling capacity.
- Recommendations for locations, and appropriate hydrogen fueling capacity to receive focus in future Energy Commission funding.
- Recommendations of technical and performance requirements for stations funded by the Energy Commission.
- Recommended amount of the available \$20 million per year to be utilized in future funding efforts.

CARB provides these required analyses each year and also discusses major developments and analyses that have transpired in the year prior to the report. Additional topics have included the need for expanding in-state hydrogen production, alternative funding mechanisms, long-term public-private goals for industry development, and technical review of tools and methods developed for CARB's analyses. CARB and the Energy Commission also collaborate on an annual, publicly released Joint Agency Staff Report. This report is due by December 31 of every year and focuses on the status and progress of the funding program, the evolving cost and time to establish hydrogen fueling stations, and the utilization metrics of the open hydrogen fueling network.

To date, the Energy Commission has utilized the AB 8 funds for two types of grants supporting retail hydrogen fueling stations: 1) grants to provide capital expense cost-share that enables the initiation of hydrogen fueling station development projects, and 2) grants to provide operations and maintenance funding for a defined number of years. The operations and maintenance grants have been instrumental to ensure continued operation of hydrogen fueling stations in early years of the program, when the FCEV market is first starting to be deployed.

Beyond the explicitly-stated requirements of AB 8, CARB and the Energy Commission collaborate extensively on other aspects of the hydrogen fueling industry to ensure a holistic program can be achieved. The two agencies, in partnership with other State and federal organizations as well as industry partners, have established a number of programs and devices that ensure safe, reliable, and convenient fueling experiences for customers. Funding for these efforts is outside of the annual \$20 million allocation provided by AB 8. These efforts include ensuring hydrogen quality (purity), accurate measurement of dispensed hydrogen, and conformance of hydrogen dispenser filling procedures with industry-developed protocols and standards. Both agencies also participate in public-private partnerships and other collaborative environments to ensure the active participation in the evolving challenges and efforts of the still-developing hydrogen and FCEV industries.

Program goal

The program's main goal is the establishment of at least 100 retail hydrogen fueling stations in California by January 1, 2024. Underlying this goal is for the program to act as an enabler for the initiation and expansion of a consumer light-duty FCEV market in the state. Therefore, the program also assesses other metrics of the hydrogen fueling network. With regard to stations, it is important to ensure that they are located in areas that will most effectively spur FCEV adoption, and that they are also appropriately sized to support the needs of the potential local FCEV market. In addition, AB 8 requires CARB and the Energy Commission to develop an understanding of the potential costs and timing to develop a hydrogen fueling industry that could be financially self-sustaining, separate from any State funding assistance. AB 8 does not require achieving this goal, but developing an analysis to provide this insight. The agencies are in process of developing and validating this analysis, and have reported on the progress over the past two years.

Status of program in reaching goal

The program is currently in progress, but as of June 4, 2019, there are 40 open retail hydrogen fueling stations throughout California, with an additional 24 in various stages of development. All stations currently in development are expected to open for retail operations in 2019 or 2020. The stations are spread across major FCEV first-adopter markets in California. These stations are therefore concentrated in the San Francisco

Bay Area and Los Angeles and Orange Counties. However, there are also stations serving developing markets in the Sacramento region, in San Diego County, and in Riverside and San Bernardino Counties. The program has also funded the establishment of a station in Coalinga, at Harris Ranch. As the midpoint between Los Angeles and the San Francisco Bay Area, this station has a critical role as a long-distance connector and enables FCEV drivers to take advantage of the long range afforded by their vehicles. Finally, the program has also established stations that serve popular vacation and destination travel in the Lake Tahoe region and Santa Barbara. CARB estimates approximately 6,000 FCEVs are currently on the road with active registrations, due to the development of these stations.

Program lifetime numbers/statistics

In its 2019-2020 Investment Plan Update for the ARFVTP, the Energy Commission reported that \$140.6 million has been awarded to date through grant programs for the 64 retail hydrogen fueling stations. In addition, the ARFVTP has provided \$7.9 million for two renewable hydrogen production facilities (these funds have a source separate from the annual \$20 million provided for hydrogen fueling stations). In its 2018 Annual Evaluation, CARB found that the network of 64 funded hydrogen fueling stations provides fueling coverage of at least one station to 41.2 percent of the state's population. Of that 41.2 percent, 8.7 percent are populations that live within a Disadvantaged Community as defined by the CalEnviroScreen 3.0 tool,⁴³⁵ therefore, 21 percent of the populations provided fueling coverage by the network are within a Disadvantaged Community. The funded hydrogen fueling station network thereby provides benefits to communities matching well to the overall proportion of Disadvantaged Community populations in the State. Approximately 3.2 million residents of Disadvantaged Communities, or 35 percent of this group, have coverage from the funded station network. Twelve of the stations are also themselves located directly within a Disadvantaged Community.

CARB has also determined that the currently funded hydrogen fueling network will source 38 percent of its dispensed hydrogen from renewable resources, once all stations are open for retail sales. In the 2018 Joint Agency Staff Report, the agencies reported that the average network utilization (the ratio of fuel throughput to capacity) has grown from approximately 16 percent at the end of 2017, to nearly 38 percent in the third quarter of 2018.⁴³⁶ The same report also found that the hydrogen fueling network enabled avoidance of 9,393 metric tons of GHG emissions in 2018 due to the operation of FCEVs utilizing the network. Up to 76,202 metric tons per year of GHG emissions per year could be avoided by 2024, based on a projected light-duty FCEV

⁴³⁵ California Office of Environmental Health Hazard Assessment, 2018. "[CalEnviroScreen 3.0](#)." Accessed August 15, 2019.

⁴³⁶ CEC and CARB, 2018. December 2018. "[Joint Agency Staff Report on Assembly Bill 8: 2018 Annual Assessment of Time and Cost Needed to Attain 100 Hydrogen Refueling Stations in California](#)."

market over 47,000 vehicles. It was also estimated that in 2018, the hydrogen fueling network enabled the avoidance of approximately 6,000 kg of NO_x and 100 kg of PM 2.5. All of these emission reductions are expected to increase significantly in the future as the FCEV market grows with the expanding hydrogen fueling network.

C. Volkswagen Zero-Emission Vehicle Investment Commitment

Website: <https://ww2.arb.ca.gov/our-work/programs/volkswagen-zero-emission-vehicle-zev-investment-commitment>

Program description

The Volkswagen (VW) ZEV Investment Commitment is a component of the 2.0- and 3.0-Liter Partial Consent Decrees—partial settlements between CARB, the United States Department of Justice, and VW. The ZEV Investment Commitment is intended to function as injunctive relief that complements the punitive portions of the settlements by addressing the impact to California’s ZEV market resulting from VW’s sale of approximately 70,000 2.0-liter diesel vehicles in California that were marketed as clean vehicles, but equipped with emissions defeat devices. The terms of the ZEV Investment Commitment are described in Appendix C of the 2.0-Liter Partial Consent Decree⁴³⁷ and in the California-only portion of the 3.0-Liter Partial Consent Decree.⁴³⁸

Under the terms of the ZEV Investment Commitment, VW, through its subsidiary Electrify America, must invest \$800 million in California over a 10-year period—in four consecutive \$200 million, 30-month, ZEV Investment Plan cycles—to support the increased use and availability of ZEVs in the State. There are four areas of qualified investments: ZEV infrastructure (including developing and maintaining ZEV charging stations), ZEV public awareness, increased ZEV access, and Green City demonstration projects.⁴³⁹

While Electrify America is responsible for implementing this commitment, CARB is responsible for vetting proposed ZEV Investment Plans during an extensive public process that included the development of a State priorities guidance document, workshops, and Board hearings. Additionally, SB 92⁴⁴⁰ directs CARB to strive to ensure that to the maximum extent allowable under the 2.0-Liter Partial Consent Decree: 1) when approving ZEV Investment Plans, at least 35 percent of Plan funds benefit low-income or disadvantaged communities disproportionately affected by air pollution, and

⁴³⁷ <https://www.cand.uscourts.gov/filelibrary/2869/Order-Granting-Entry-of-Consent-Decree.pdf>.

⁴³⁸ <https://www.cand.uscourts.gov/filelibrary/3072/3226-Order-Granting-California-s-Motion-for-En.pdf>.

⁴³⁹ The 2.0-Liter Partial Consent Decree provided for a “Green City” initiative in one city. The California-only portion of the 3.0-Liter Partial Consent Decree adds a second Green City demonstration project to be located in a city with a population of about 500,000 and consisting primarily of disadvantaged communities.

⁴⁴⁰ Committee on Budgets and Fiscal Review, Chapter 26, Statutes of 2017.

2) VW or its subsidiary periodically submit progress reports to CARB on Plan implementation.

CARB has now approved the Cycle 1 (July 2017) and Cycle 2 (December 2018) ZEV Investment Plans. The Cycle 1 Plan commits \$120 million to ZEV infrastructure, \$44 million to a Green City demonstration project in Sacramento, \$20 million to ZEV awareness and education, and \$16 million for operational expenses. The Cycle 2 Plan commits \$153 million to ZEV infrastructure, \$17 million to ZEV awareness and education, \$10 million to boosting charging station utilization, and \$20 million for operational expenses.

Program goals

- Align with the State's: 1) transportation electrification priorities, 2) Governor Brown's 2025 and 2030 ZEV goals, and 3) statutory climate pollutant goals.
- Serve as an incubator for demonstrating new access and mobility programs like ZEV carshare and shuttle/transit buses, particularly in low-income and disadvantaged communities.
- Invest funds Statewide with a focus on benefiting disadvantaged or low-income communities.

Status of program in reaching goals

CARB, as part of the vetting process for approving proposed ZEV Investment Plans, has determined that both the Cycle 1 and Cycle 2 Plans align with the prescribed program goals.

Program lifetime numbers/statistics

As of December 31, 2018, Electrify America had spent approximately \$33 million on the Cycle 1 ZEV Investment Plan. As of their first quarter 2019 report, Electrify America had:

- Executed site agreements on 152 of 157 sites for fast charging stations, and 62 of the sites have permits and are either complete or in construction.
- Executed site agreements on 239 of 245 workplace and multi-unit dwelling Level 2 sites and 75 of the sites are operational.
- Installed charging stations and activated round trip carshare services at 17 Sacramento multi-unit dwelling property sites, 82 percent of which were in a disadvantaged or low-income community under the auspices of Envoy Car Share's Green City activities.
- Launched a free-float car-share service in beta testing mode with 100 vehicles under the auspices of GIG Car Share's Green City activities.

- Collaborated in a joint marketing campaign—Sac-to-Zero—with the City of Sacramento, GIG Car Share, and Envoy, that builds awareness of Green City services.
- Signed agreements with Sacramento Regional Transit and Yolo County Transportation District to operate zero-emission shuttle and transit buses once the buses are delivered.
- Conducted education and awareness efforts that included a brand-neutral TV spot, radio, paid search campaign in all California media markets, and a bilingual website (www.plugintothepresent.com) that provides an overview of the benefits of both battery electric and hydrogen fuel cell electric ZEVs.

Since the Cycle 2 ZEV Investment Plan only commenced on July 1, 2019, there are no status updates for it yet.

As mentioned previously, Electrify America provides CARB quarterly and annual progress reports. CARB makes these reports available to the public and additionally reports annually to the State Legislature on the progress of implementation of the approved ZEV Investment Plans.⁴⁴¹

D. PEV Collaborative/Veloz

Website: www.veloz.org

Program description

The California Plug-In Electric Vehicle Collaborative (PEV Collaborative) was a public/private organization comprised of 47 members that included key electric vehicle stakeholders all working together to move the light-duty electric vehicle market forward in California. The PEV Collaborative sunsetted in 2017 and a new California-based nonprofit, Veloz, was established that same year to support a brand-neutral statewide consumer education campaign, similar to California's "got milk" campaign. A major objective of Veloz is to get more people talking, testing, driving, riding, and excited about electric cars.

The PEV Collaborative was established soon after the publication of the 2010 Strategic Plan, *Taking Charge*.⁴⁴² The PEV Collaborative served a vital role in the development of the electric vehicle market in California by providing a forum for industry leaders, government and non-governmental organizations to plan for, discuss, and strategize the acceleration of electric vehicle deployment in California in a non-regulatory environment. The PEV Collaborative was led by an Executive Director and Chair, and included employees on loan from CARB to serve as staff. In addition to convening

⁴⁴¹ Available at: <https://ww2.arb.ca.gov/resources/documents/electrify-america-reports>.

⁴⁴² Taking Charge, Establishing California Leadership in the Plug-in Electric Vehicle Marketplace, by the Plug-in Hybrid & Electric Vehicle (PH&EV) Research Center, December 2010.

several meetings a year, the PEV Collaborative focused on key areas such as promoting electric vehicles in workplaces and multi-unit dwellings as demonstrated in its “Drive the Dream” event with Governor Brown and company CEOs, as well as webinars on relevant topics and several publications and fact sheets. The PEV Collaborative also held numerous ride and drive events throughout California to educate consumers on the benefits and performance aspects of driving electric.

Veloz is a nonprofit organization made up of members from the private sector, public agencies and nonprofits. Its goal is to accelerate the shift to electric cars through public-private collaboration, public engagement and policy education innovation. It has several initiatives in development including an education and awareness campaign called “Electric For All” to address the needs of California’s population of which more than half still do not consider an electric car for their driving needs. The first phase of “Electric For All” is completed and the next phase is in progress. It is also conducting webinars, planning for ride and drive events, and hosts three forums each year.⁴⁴³

Program goal

The PEVC strategic plan laid out the vision, based on achieving six goals for light-duty PEV market success by 2020. They were:

- Consumers' experiences with PEVs are positive.
- Ownership costs of PEVs are competitive with conventional vehicles.
- PEV charging integrates smoothly into an increasingly clean, efficient, reliable and safe electricity grid.
- PEVs advance energy security, air quality, climate change and public health goals.
- The PEV market helps create jobs and benefits California's economy.
- The PEV market moves beyond early adopters to mainstream consumers.

The primary goal at Veloz is to quickly accelerate the uptake of electric cars in California through increased visibility and engaging the mainstream market in a new way. Veloz expresses its vision and mission as follows:

Vision: The urgency of this moment in history requires a fast transition to electric cars. Pollution from cars and trucks poses a critical threat to public health, planet and profits. Veloz will spark a virtuous cycle of desire, demand, more makes, models and charging stations to make electric for all a reality.

⁴⁴³ See Electricforall.org to learn more about electric cars, charging and fueling electric cars and the benefits of driving electric.

Mission: *Veloz means fast because we have to move quickly. The world's cars are going electric, but not fast enough. A movement is needed and Veloz aims to create it. Barriers exist and Veloz intends to overcome them. We will inspire, educate and empower Californians to drive electric.*

Status of program in reaching goals

The PEV Collaborative has been an instrumental part of increasing light-duty PEV uptake in California. The 2010 strategic plan set forth a roadmap for the State and industry to take action and lead to many successful initiatives.

Some of the accomplishments of the PEVC include:

- Conducted two Drive the Dream corporate engagement events with Governor Brown. The first, in 2013 highlighted 40 California businesses including The Coca-Cola Company, Google, Walgreens, and AT&T, whose executives announced substantial investments in new workplace charging, employee purchase incentives, and fleet electrification. Drive the Dream 2015 engaged the U.S. Navy, NBC Universal, CBRE, and others that committed to expanding their organization engagement in the electric car space.
- Hosted working groups to focus on key topics such as charging at workplace and multi-unit dwellings, and developed resources for each topic.
- Held over eight Plug-in Electric Vehicle 101 webinars, as well as outreach events to stakeholders.
- Conducted the Best. Drive. EVer! electric car ride-and-drive series. There were over 250,000 Californians exposed to electric vehicles and 4,344 test drives at the events throughout California. Follow-up surveys revealed that between 9 percent and 15 percent of the respondents purchased or leased a PEV.

To date, Veloz has focused on getting established as a nonprofit entity, developed a business plan, branding, and strategy for a public outreach campaign and website. Over the next year and beyond, Veloz will carry out its campaign and collect data and feedback on its effectiveness.

Program lifetime numbers/statistics

The PEV Collaborative has been instrumental since its creation as a convening group for industry, government and stakeholders to provide a foundation for the acceleration of transportation electrification in California. It has contributed to the development of statewide action plans, consumer education and outreach, strategies on the deployment of ZEV infrastructure, and other collaborative initiatives. It has helped California achieve growth in the number of light-duty ZEVs to over 556,344 in early 2019, and as Veloz gets off the ground with its public outreach campaign, many more

consumers will become aware of the benefits of driving ZEVs, leading to 5 million ZEVs or more on the road by 2030.

E. California Fuel Cell Partnership

Website: <https://cafcp.org>

Program description

Founded in 1999, the California Fuel Cell Partnership (CaFCP) is a unique collaborative of vehicle manufacturers, energy companies, fuel cell technology companies, and government agencies. Its main objective is to expand the market for light- and heavy-duty fuel cell electric vehicles powered by hydrogen to help create a cleaner, more energy-diverse future with zero-emission vehicles. CaFCP members collaborate on activities that advance the technology as well as educate the public and first responders. CARB participates in the CaFCP meetings and advises members on hydrogen fueling stations and deployment strategy.

CaFCP and members' activities fall within three main strategic directions:

1. Support hydrogen station and vehicle deployment to enable commercial market launch,
2. Show feasibility and a clear value proposition to consumers, businesses, and communities, and
3. Focus existing resources, engage new groups, and pursue innovative concepts to overcome early market challenges

CaFCP engages with the gas station industry by participating in trade groups and leading discussions between traditional and hydrogen station developers. Working groups and project teams collaborate to improve customer experience, identify priority locations for new stations, and provide consensus input to funding mechanisms and grant development.

CaFCP focuses outreach to generate interest and acceptance of fuel cell electric vehicles and hydrogen stations. CaFCP participates in events ranging from community events to international conferences, meets with elected officials in the Capitol and in their districts, and conducts a highly visible online engagement through websites and social media.

Program goal

The goal of the Fuel Cell Vehicle Partnership is to expand the market for hydrogen-powered fuel cell electric vehicles by supporting the rollout of vehicles and stations through collaboration of its members.

Activities include:

- Decreasing the time and cost to build currently funded hydrogen stations.
- Identifying challenges and solutions to completing the early station network in California.
- Defining the actions needed to accelerate the FCEV market in and beyond California.
- Implementing CaFCP's hydrogen station database software, the Station Operational Status System.
- Sharing lessons learned, and experience nationally and internationally.
- Leading outreach and education to the general public, authorities having jurisdictions, government, and non-profit organizations.
- Increasing the deployment of fuel cell buses at California's transit agencies.
- Beginning deployment of fuel cell trucks.
- Facilitating frank, open, and honest dialogue among CaFCP member organizations.

Status of program in reaching goal

The CaFCP has provided a forum for its members to develop a roadmap and vision for the deployment of fuel cell electric vehicles and hydrogen fueling stations throughout California. To date, there are over 6,000 light-duty fuel cell electric vehicles on California's roads with many more expected. These cars are fueled by a network of 40 open retail hydrogen stations with 24 more in development, and a total of 200 planned by 2025.

Program lifetime numbers/statistics

Each year, CARB in coordination with the California Energy Commission is required, pursuant to AB 8,⁴⁴⁴ to publish an "Annual Evaluation of Fuel Cell Electric Vehicle Deployment & Hydrogen Fuel Stations Network Development."⁴⁴⁵ The July 2018 Annual Evaluation provides estimates of fuel cell electric vehicle fleet size and the basis for evaluating California's hydrogen fueling network coverage. CARB analyzes Department of Motor Vehicles fuel cell electric vehicle registrations along with auto manufacturer survey responses to guide future hydrogen station locations. In addition, the CaFCP recently published "*The California Fuel Cell Revolution, A Vision for Advancing Economic, Social and Environmental Priorities*,"⁴⁴⁶ which envisions a future

⁴⁴⁴ Perea, Chapter 201, Statutes of 2013.

⁴⁴⁵ CARB, 2018. July 2018. "2018 Annual Evaluation of Fuel Cell Electric Vehicle Deployment & Hydrogen Fuel Station Network Development." https://ww3.arb.ca.gov/msprog/zevprog/ab8/ab8_report_2018_print.pdf.

⁴⁴⁶ California Fuel Cell Partnership, 2018. July 2018. "The California Fuel Cell Revolution: A Vision for Advancing Economic, Social, and Environmental Priorities." <https://cafcp.org/sites/default/files/CAFCCR.pdf>.

where 1 million light- and heavy-duty fuel cell electric vehicles are deployed by 2030 and fueled by 1,000 light-duty hydrogen fueling stations.

In 2017, CARB stated that the California fuel cell electric vehicle and hydrogen fueling markets had made the transition from pre-commercial to the early commercial market phase.⁴⁴⁷ This success is due largely to public-private partnerships as well as interagency coordination between CARB and the California Energy Commission through innovative State co-funding program. The CaFCP will continue to provide support as the fuel cell electric vehicle market advances, and scales up to meet Governor Brown's 2025 hydrogen fueling station goal of 200 stations and the 2030 Vision.

F. Multi-State ZEV Task Force

Website: <https://www.zevstates.us/>

Program description

In October 2013, California signed a Memorandum of Understanding (MOU) with Connecticut, Massachusetts, Maryland, New York, Oregon, Rhode Island, and Vermont to collaborate on strategies for transforming the transportation sector through 2025. The Multi-State ZEV Task Force comprised of members from each state coordinated by the Northeast States for Coordinated Air Use Management (NESCAUM), along with California, released a Multi-State ZEV Action Plan in 2014.⁴⁴⁸ The decision to form a collaborative multi-state initiative arose from the states' recognition that regulations alone would not be sufficient to achieve rapid expansion of the electric vehicle market. A primary goal of the 2014 plan is to attain 3.3 million light-duty ZEVs by 2025 in the member states. The plan identified 11 key actions for the partners to take to build the market, provide consistent building codes, standards and tracking, and improve the ZEV driver's experience.

In 2018, the MOU States developed an updated ZEV Action Plan, and added New Jersey as a member. The 2018 Multi-State ZEV Action Plan builds on early successes and establishes additional priorities for 2018 through 2021. The plan recommends up to 80 actions in five core areas: 1) consumer education and outreach; 2) charging and hydrogen fueling infrastructure; 3) consumer purchase incentives; 4) light-duty fleets; and 5) dealerships.

Program goal

The main goal of the Multi-State ZEV Task Force is to attain 3.3 million ZEVs by 2025 in member states.

⁴⁴⁷ CARB, 2017. August 2017. "2017 Annual Evaluation of Fuel Cell Electric Vehicle Deployment and Hydrogen Fuel Station Network Development." https://ww2.arb.ca.gov/sites/default/files/2018-12/ab8_report_2017.pdf.

⁴⁴⁸ ZEV Program Implementation Task Force, 2014. May 2014. "Multi-State ZEV Action Plan." <https://www.nescaum.org/documents/multi-state-zev-action-plan.pdf/>.

Status of program in reaching goal

The MOU States have implemented many of the 2014 initiatives, and collectively they have helped to build consumer awareness, ZEV affordability, and ZEV sales. Total cumulative light-duty ZEV registrations in all nine states in 2017 were 458,121.

Program lifetime numbers/statistics

All nine states have short-, medium-, and long-term GHG emissions targets. Since light-duty vehicles represent 24 percent of the contributions to GHG emissions in the states, it is critical that the states attain the goals and actions in the ZEV Action Plan to enable the transition to ZEVs. Applying California's ZEV target proportionally to the eight other Task Force states based on vehicle sales would equate to around 12 light-duty million cumulative ZEVs on the road by 2030, or a sales share of 35 percent.⁴⁴⁹

G. International ZEV Alliance

Website: <http://www.zevalliance.org/>

Program description

In December 2015, the International ZEV Alliance (IZA) announced its ambitious vision to transition to all ZEV sales in the light- and heavy-duty sectors as quickly as possible. The IZA is a collaboration of 17 members of which five are European jurisdictions (Germany, Baden-Wurtemberg, Netherlands, Norway, and United Kingdom), and twelve are North American jurisdictions (British Columbia, California, Connecticut, Maryland, Massachusetts, New Jersey, New York, Oregon, Quebec, Rhode Island, Vermont, and Washington). The IZA represents about 40 percent of global ZEV sales.

The purpose of the group is to accelerate the transition to electric-drive vehicles within their markets through collective action. To achieve their vision, the IZA uses fiscal policy, invests in charging infrastructure, increases consumer awareness, implements policy requirements, and deploys technology in public sector fleets to promote ZEV technology as appropriate for each jurisdiction. The collaboration includes sharing of data, best practices, and lessons learned, as well as coordinating on action plans and long-term targets to help achieve its ZEV deployment goals.

The International Council on Clean Transportation serves as the IZA Secretariat, and conducts monthly meetings and webinars, and prepares ZEV focus area white papers.

Program goal

The purpose of the 17-member International ZEV Alliance is to accelerate the transition to electric-drive vehicles within their markets through collective action, and no later than 2050. ZEV Alliance members have committed to the adoption of tens of millions of ZEVs, and as appropriate for each jurisdiction will:

⁴⁴⁹ ZEV Task Force, 2018. "Multi-State ZEV Action Plan: Accelerating the Adoption of Zero-Emission Vehicles 2018-2021." page 8. <https://www.zevstates.us/wp-content/uploads/2018/07/2018-zev-action-plan.pdf>.

- Provide incentives to encourage the purchase of ZEVs, and use fiscal policy on vehicles to aid environmental objectives.
- Plan for and invest in growing ZEV infrastructure.
- Perform public outreach to increase consumer awareness and acceptance.
- Remove any government barriers to ZEVs.
- Implement policies that require the deployment of ZEVs.
- Lead by example through the inclusion of ZEVs in government and public sector fleets.
- Deploy ZEVs when possible in medium and heavy-duty transportation, including public transit.
- Perform and commission research and development in ZEV technology and social science.

California, including CARB, is an active participant in the Alliance and contributes significantly to the mission of the group by participating in monthly meetings, contributing to white papers, engaging in webinars, and sharing lessons learned with other members.

Status of program in reaching goal

- The ZEV Alliance members have seen steady growth in ZEV sales, with the United States, the United Kingdom, Norway, and Canada each seeing year-on-year ZEV sales increases of 20-200 percent from 2015 to 2018. In aggregate, these six countries saw growth of over 60 percent from 2017 to 2018.
- The ZEV Alliance has accelerated policy learning among progressive ZEV markets through regular monthly collaborations, periodic meetings with other international groups, original research for ZEV Alliance members, and broader outreach.
- The ZEV Alliance published several focus papers including, "*Principles for effective electric vehicle incentive design*," "*Assessment of next-generation of electric vehicle technologies*," and "*Evolution of incentives to sustain the transition to a global electric vehicle fleet*."

Program lifetime numbers/statistics

ZEVs are sold in markets where there is policy to overcome the prevailing consumer adoption barriers of model availability, cost, infrastructure and convenience, and consumer awareness. The International ZEV Alliance governments demonstrate how a comprehensive policy package of vehicle and emissions regulations, fiscal and non-fiscal incentives, infrastructure, consumer awareness, and various local actions are overcoming the key adoption barriers. The goal of the International ZEV Alliance is for

all member jurisdictions to transition their transportation sector to zero-emission by 2050. If progress continues on the current trajectory of ZEV sales increases, this objective can be achieved.

APPENDIX C: QUANTIFICATION METHODOLOGIES



This page intentionally left blank.

Contents

ACRONYMS	i
EXECUTIVE SUMMARY	iii
Policy Recommendations	iv
1) Incentives and pricing strategies	v
2) Fuel costs	vi
3) ZEV refueling infrastructure	vii
4) Local policies	x
5) Fleet adoption	xi
6) Outreach and education	xii
7) Technology incubation and workforce development	xiii
8) Program flexibility	xiv
Review of CARB’s ZEV Programs.....	xv
Comparison with Other Jurisdictions	xvi
Recommendations for fleets	xviii
1) Assess fleet needs	xix
2) Research zero-emission options	xix
3) Collaborate with internal and external stakeholders	xix
4) Develop and implement a strategic plan to acquire and utilize ZEVs ...xix	
5) Share your ZEV fleet experiences	xix
CHAPTER 1: INTRODUCTION	1
CHAPTER 2: WHY ZERO-EMISSION VEHICLES ARE IMPORTANT	3
CHAPTER 3: STATE OF THE ZEV MARKET	7
CHAPTER 4: OVERVIEW OF CARB’S ZERO-EMISSION VEHICLE PROGRAMS .	10
ZEV Program Descriptions	23
i. Light-duty ZEV Programs.....	23
ii. Heavy-duty ZEV Programs	25
iii. Programs Spanning Both Light- and Heavy-Duty Applications	31
iv. Supporting Programs	32
CHAPTER 5: COSTS AND BENEFITS OF CARB’S ZEV PROGRAMS	34

A.	Qualitative Assessment of Benefits.....	34
i.	GHG	36
ii.	Air Quality and Health	36
iii.	Accelerating Market Transformation	37
iv.	Benefiting Priority Populations	39
v.	Jobs	41
vi.	Energy and Fuel Cost Savings	42
B.	Cost-Benefit Analysis.....	43
i.	Clean Vehicle Rebate Project (CVRP).....	44
ii.	Clean Cars 4 All	50
iii.	Hybrid and Zero-Emission Truck and Bus Voucher Incentive Project (HVIP) 53	
iv.	Zero-Emission Truck and Bus Pilot Projects.....	56
v.	Comparison of Cost-Benefit Results across Programs.....	58
CHAPTER 6: COMPARISON WITH OTHER STATES' AND COUNTRIES' PROGRAMS.....		61
A.	ZEV Purchase Incentive Programs.....	61
B.	ZEV Regulations	74
i.	California	76
ii.	Section 177 ZEV States.....	77
iii.	Québec.....	78
iv.	British Columbia	78
v.	China	78
vi.	European Union.....	79
vii.	India	80
CHAPTER 7: LESSONS LEARNED		82
A.	Both Supply and Demand Side Programs are Important to Accelerate the ZEV Market.....	82
B.	Long-term, Stable Signals are Important	85
C.	Electricity Costs are Difficult to Predict and Hydrogen is Expensive	85
D.	ZEV Infrastructure is Still Lacking and Installation is Complex	88
E.	ZEV Awareness Remains Low	92

F. Equity Requires More Resources	94
G. The ZEV Transition will require a Growing Workforce	95
H. Expenditure Deadlines are a Barrier to Implementation.....	96
I. Other Modes of Transportation are Less Popular than Personal Vehicles....	96
CHAPTER 8: POLICY RECOMMENDATIONS TO ACCELERATE ZEV ADOPTION AND IMPROVE ZEV PROGRAMS	98
1) Incentives and pricing strategies	98
2) Fuel costs	101
3) ZEV refueling infrastructure.....	103
4) Local policies.....	107
5) Fleet adoption.....	109
6) Outreach and education	111
7) Technology incubation and workforce development.....	113
8) Program flexibility	115
CHAPTER 9: RECOMMENDATIONS FOR FLEETS TO INCREASE ZEVS.....	117
1) Assess fleet needs	118
2) Research zero-emission options.....	119
3) Collaborate with internal and external stakeholders.....	122
4) Develop and implement a strategic plan to acquire and utilize ZEVs.....	123
5) Share your ZEV fleet experiences	126
LEGISLATIVE COUNSEL'S DIGEST	1
BILL TEXT.....	2
SECTION 1.....	2
SEC. 2	3
SEC. 3	3
1. Overview	7
2. Light-Duty ZEV Programs.....	7
A. The Advanced Clean Cars ZEV Program	7
Program description.....	7
Program goal.....	8
Status of program in reaching goal (as of FY 2017-2018)	9
Program lifetime numbers/statistics	11

B.	Clean Vehicle Rebate Project (CVRP)	11
	Program description	11
	Program goal.....	12
	Status of program in reaching goal	13
	Program lifetime numbers/statistics	13
C.	Clean Cars 4 All	14
	Program description	15
	Program goal.....	16
	Status of program in reaching goal	16
	Program lifetime numbers/statistics	16
D.	Clean Mobility Options.....	17
	Program description	17
	Program goals	17
	Status of program in reaching goals	18
	Program lifetime numbers/statistics	19
E.	Financing Assistance for Lower-Income Consumers.....	19
	Program description	19
	Program goals	20
	Status of program in reaching goals	20
	Program lifetime numbers/statistics	21
F.	One-Stop-Shop.....	21
	Program description	21
	Pilot goal(s).....	21
	Status of program in reaching goal	22
	Program lifetime numbers/statistics	22
G.	Zero-Emission Assurance Project.....	22
	Program description	22
	Program goal.....	22
	Status of program in reaching goal	22
H.	Clean Miles Standard.....	23
	Program description	23

Program goal.....	23
Status of program in reaching goal	23
I. On-Road Motorcycle Regulation	23
Program description.....	23
Program goal.....	24
Status of program in reaching goal	24
Program lifetime numbers/statistics	24
3. Heavy-Duty ZEV Programs.....	25
A. Carl Moyer Memorial Air Quality Standards Attainment Program.....	25
Program description.....	25
Program goal.....	25
Status of program in reaching goal	25
Program Lifetime Numbers/Statistics.....	26
B. Proposition 1B: Goods Movement Emission Reduction Program.....	26
Program description.....	26
Program goal.....	27
Status of program in reaching goal	28
Program Lifetime Numbers/Statistics.....	28
C. Advanced Technology Demonstration Projects.....	28
Program description.....	29
Program goals	31
Status of program in reaching goals	31
Program lifetime numbers/statistics	32
D. Hybrid and Zero-Emission Truck and Bus Voucher Incentive Project	32
Program description.....	32
Program goals	33
Status of program in reaching goal	33
Program lifetime numbers/statistics	34
E. Zero-Emission Truck and Bus Pilot Project.....	34
Program description.....	34
Program goals	37

Program lifetime numbers/statistics	39
F. Rural School Bus Pilot Project	39
Program description	39
Program goal.....	40
Status of program in reaching goal	40
Program lifetime numbers/statistics	40
G. Clean Off-Road Equipment Voucher Incentive Project.....	41
Program description	41
Program goal.....	41
Status of program in reaching goal	41
H. Zero and Near-Zero Emission Freight Facilities	42
Program description	42
Program goal.....	43
Status of program in reaching goal	44
Program lifetime numbers/statistics	44
I. Community Air Protection Incentives.....	45
Program description	45
Program goals	46
Status of program in reaching goals	46
Program lifetime numbers/statistics	47
J. Volkswagen Mitigation Trust for California	47
Program description	47
Program goals	48
Status of program in reaching goals	48
Program lifetime numbers/statistics	48
K. Innovative Clean Transit.....	48
Program description	48
Program goals	49
Status of program in reaching goals	50
Program lifetime numbers/statistics	50
L. Zero-Emission Airport Shuttle.....	50

Program description.....	50
Program goal.....	50
Status of program in reaching goal.....	51
Program lifetime numbers/statistics.....	51
M. Zero-Emission Powertrain Certification Regulation.....	51
Program description.....	51
Program goal.....	51
Status of program in reaching goal.....	51
N. Advanced Clean Trucks.....	52
Program description.....	52
Program goal.....	52
Status of program in reaching goal.....	52
Program lifetime numbers/statistics.....	53
O. Zero-Emission Vehicle Truck Regulation.....	53
Program description.....	54
Program goals.....	54
Status of program in reaching goal.....	55
Program lifetime numbers/statistics.....	55
P. Zero-Emission Transport Refrigeration Units Regulation.....	55
Program description.....	55
Program goal.....	55
Status of program in reaching goal.....	55
Q. Zero-Emission Drayage Truck Regulation.....	55
Program description.....	55
Program goal.....	56
Status of program in reaching goal.....	56
4. Programs Spanning Light- and Heavy-Duty ZEVs.....	57
A. Low Carbon Fuel Standard.....	57
Program description.....	57
Program goal.....	57
Status of program in reaching goal.....	57

Program lifetime numbers/statistics	58
B. Clean Mobility in Schools	59
Program description	59
Program goal.....	60
Status of program in reaching goal	60
5. Supporting Programs	61
A. California Green Building Standards Code	61
Program description.....	61
Program goal.....	61
Status of program in reaching goal	62
Program lifetime numbers/statistics	62
B. Assembly Bill 8 Hydrogen Fueling Infrastructure	62
Program description.....	62
Program goal.....	64
Status of program in reaching goal	64
Program lifetime numbers/statistics	65
C. Volkswagen Zero-Emission Vehicle Investment Commitment	66
Program description.....	66
Program goals	67
Status of program in reaching goals	67
Program lifetime numbers/statistics	67
D. PEV Collaborative/Veloz	68
Program description.....	68
Program goal.....	69
Status of program in reaching goals	70
Program lifetime numbers/statistics	70
E. California Fuel Cell Partnership.....	71
Program description.....	71
Program goal.....	71
Status of program in reaching goal	72
Program lifetime numbers/statistics	72

F. Multi-State ZEV Task Force	73
Program description	73
Program goal	73
Status of program in reaching goal	74
Program lifetime numbers/statistics	74
G. International ZEV Alliance	74
Program description	74
Program goal	74
Status of program in reaching goal	75
Program lifetime numbers/statistics	75
Overview	13
Emission Factor Development	13
• GHG Emission Factors	14
• Criteria Pollutant and Toxic Emission Factors	16
Quantification Methodology for Projects	16
• Annual Per-Vehicle Emission Reductions	17
• Total Lifetime Emission Reductions	17
Light-Duty ZEV Projects	18
• Percent electric vehicle miles traveled (eVMT)	18
• CVRP	19
• Clean Cars 4 All	28
Heavy-Duty ZEV Projects	32
Overview	3
California Air Resources Board (CARB)	3
Governor’s Office of Business and Economic Development (GO-Biz)	4
California Energy Commission (CEC)	4
California Public Utilities Commission (CPUC)	5
California Department of Transportation (Caltrans)	6
California Building Standards Commission (CBSC)	6
California Department of Housing and Community Development (HCD)	7
California’s Division of the State Architect (DSA)	7
California Department of Food and Agriculture (CDFA)	7

California’s Department of General Services (DGS) 8
California’s Department of Motor Vehicles (DMV) 8
California Pollution Control Financing Authority (CPCFA) 9
California Alternative Energy and Advanced Transportation Financing Authority (CAEATFA).. 9
Governor’s Office of Planning and Research (ORP)..... 9
California Strategic Growth Council (SGC) 10
California Workforce Development Board (CWDB) 10
Employment Training Panel (ETP) 10

Overview

This appendix provides additional details on the methodology and assumptions used for the light- and heavy-duty zero-emission, and near-zero-emission vehicle categories quantified for CVRP, Clean Cars 4 All, HVIP, and Zero-Emission Truck and Bus Pilot Project presented in the "Assessment of CARB's Zero-Emission Vehicle Programs Per Senate Bill 498." This analysis is based on the methodologies presented in the Low Carbon Transportation Funding Plans⁴⁵⁰ and published California Climate Investments quantification methodologies.⁴⁵¹ For CVRP, the analysis is further enhanced by using the method developed for the "Assembly Bill 615 Report to the Legislature on the Impact of the Clean Vehicle Rebate Project on California's Zero-Emission Vehicle Market,"⁴⁵² and work by the Center for Sustainable Energy (CSE).⁴⁵³ The analyses done on behalf of the SB 498 report estimate the emission reductions that are achieved by the vehicles supported with funds from fiscal years (FY) 2014-2015 through 2017-2018 for the assumptions outlined below, including the specific quantification period for each project. Because this analysis is backwards looking, staff was able to use project-specific data and updated assumptions as outlined below to refine the established methodologies.

Emission Factor Development

To support the analysis of emission reductions from the four projects quantified here, staff used emission factors (EF) for a variety of different vehicle classes. Emission factors are needed for the baseline vehicles and the advanced technology vehicles (ATV) incentivized through these projects. The emission factors and assumptions used in the analysis were derived from a number of sources such as CARB's California-modified Greenhouse Gases, Regulated Emissions, and Energy Use in Transportation (CA-GREET 2.0) Model,⁴⁵⁴ CARB's Emission Factor (EMFAC2014) Model,⁴⁵⁵ information from CARB regulation staff reports and emissions inventories, publically available technical reports, and staff assumptions. Greenhouse gas (GHG) emission factors were developed on a well-to-wheel (WTW) basis since greenhouse gases are global pollutants. In quantification methods prior to those from FY 2016-17, the criteria pollutant and toxic emission factors were calculated on a well-to-wheel basis. Starting in FY 2016-17, CARB staff decided to calculate criteria pollutant and toxic emission factors based solely on tailpipe emissions because of their localized impact. For the SB 498 analysis, criteria pollutants were also only analyzed based on their tailpipe emissions.

⁴⁵⁰ https://ww3.arb.ca.gov/msprog/agip/fundplan/funding_plan_archive.htm.

⁴⁵¹ <https://ww2.arb.ca.gov/resources/documents/cqi-quantification-benefits-and-reporting-materials>.

⁴⁵² <https://ww3.arb.ca.gov/research/apr/reports/AB%20615-Clean%20Vehicle%20Rebate.pdf>.

⁴⁵³ Pallonetti and Williams, 2019. "Preliminary Estimation of Emission Reductions Associated with California's Clean Vehicle Rebate Project (CVRP)." July 2019 update to N. Pallonetti and B. Williams, "Exploratory Estimation of Greenhouse-Gas Emission Reductions Associated with California's Clean Vehicle Rebate Project," proceedings of the 2019 Annual Meeting of the Transportation Research Board, Washington, D.C., January 2018.

⁴⁵⁴ <https://ww3.arb.ca.gov/fuels/lcfs/ca-greet/ca-greet.htm>.

⁴⁵⁵ <https://www.arb.ca.gov/emfac/2014/>.

The analysis is based on the following vehicle categories:

- Light-duty vehicles (LDV)
- Medium heavy-duty vehicles (MHD)
- Heavy heavy-duty vehicles (HHD)
- Urban buses
- School buses
- Trucks equipped with electric power takeoff (ePTO) systems

- **GHG Emission Factors**

Fuel economy is an important component of the emission reduction analysis, as the value determines the emissions generated based on the consumption of each unit of fuel for the miles traveled or unit of fuel consumed per hour of use for utility vehicles equipped with ePTO.

Different than in previous quantifications, the fuel economy values of the light-duty vehicles supported by CVRP and Clean Cars 4 All are based on reported values⁴⁵⁶ from project-specific vehicles, and are further described in the light-duty ZEV projects section. Previously, values derived from EMFAC2014 were used.

For both HVIP and Zero-Emission Truck and Bus Pilot Project, fuel economy values of the heavy-duty vehicles are still derived from EMFAC2014 due to limited performance data on project-specific vehicles.⁴⁵⁷ For simplicity, staff assumed 2017 as the starting year of the vehicles supported by the heavy-duty vehicle incentive projects. The fuel economy values were based on the baseline fleet average in 2024, halfway through the assumed useful life of 15 years for advanced technology heavy-duty vehicles to account for vehicle deterioration, serving as the expected average fuel economy values over the assumed useful life.

The fuel economy was paired with carbon intensity (CI) values from the Low Carbon Fuel Standard (LCFS)⁴⁵⁸ and the lower heating value (LHV) of the applicable fuels to calculate the WTW GHG emission factor for each project type, as shown in Formula 1. This was done so that the upstream (well-to-tank) emissions of the fuel were representative of the fuel used, paired with an illustrative potential technology. The GHG emission factor is in units of grams of carbon dioxide (CO₂) equivalent per mile (gCO₂e/mi). For ePTOs, the fuel economy is in units of grams CO₂e per hour (gCO₂e/hr).

Formula 1: GHG Emission Factors

$$\text{GHG Emission Factor} \left(\frac{\text{gCO}_2\text{e}}{\text{mi}} \text{ or } \frac{\text{gCO}_2\text{e}}{\text{hr}} \right) = \frac{\text{LCFS carbon intensity} * \text{LHV of fuel}}{\text{fuel economy of vehicle}}$$

⁴⁵⁶ <https://www.fueleconomy.gov/>.

⁴⁵⁷ <https://www.arb.ca.gov/emfac/2014/>.

⁴⁵⁸ <https://ww3.arb.ca.gov/fuels/lcfs/lcfs.htm>.

For alternative-fueled heavy-duty vehicles, the respective fuel economy values were converted for a given alternative fuel, using LHVs of the baseline, and alternative fuels and the energy economy ratio (EER) value, as shown in Formula 2. EER values were derived from the LCFS Regulation⁴⁵⁹ or based on a study on the energy efficiency of battery-electric vehicles compared to conventional diesel vehicles operating on the same duty cycle.⁴⁶⁰ For light-duty vehicles, the baseline fuel economy values were derived from project-specific data, or the top selling vehicles in the State.

Formula 2: Alternative Fuel Vehicle Economy

$$\begin{aligned}
 \text{Alt. Fuel Vehicle Economy} & \left(\frac{\text{miles}}{\text{fuel unit}} \text{ or } \frac{\text{hours}}{\text{fuel unit}} \right) \\
 & = \text{fuel economy}_{\text{baseline}} * \frac{\text{LHV}_{\text{alt. fuel}}}{\text{LHV}_{\text{baseline fuel}}} * \text{EER}
 \end{aligned}$$

Lifecycle emission factors were adopted from the LCFS Program’s carbon intensities, representing average or typical production processes for each fuel used in California. Staff assumed the following pathways for the fuels analyzed:

Lifecycle emission factors adopted from the LCFS Program’s carbon intensities represent the average or typical production processes for each fuel used in California.

Table C - 1 Well-to-Wheels Carbon Intensity of the Fuels

Fuel	Carbon Intensity (gCO2e/gal for gasoline and diesel, gCO2e/kg for hydrogen and natural gas, or gCO2e/kWh for electricity)
Diesel: ultra-low sulfur diesel (ULSD)	13,718
Gasoline: California reformulated gasoline (CaRFG)	11,406
Hydrogen	10,598
Electricity	379
Natural Gas: compressed natural gas (CNG)	3,545

Staff assumed the following pathways for the fuels analyzed:

- Gasoline: California reformulated gasoline (CaRFG) from the LCFS Lookup Table.⁴⁶¹
- Diesel: Ultra-low sulfur diesel (ULSD), also from the LCFS Lookup Table.

⁴⁵⁹ <https://ww3.arb.ca.gov/regact/2015/lcfs2015/lcfsfinalregorder.pdf>.

⁴⁶⁰ <https://ww2.arb.ca.gov/sites/default/files/2018-10/170425eerdraftdocument.pdf>.

⁴⁶¹ <https://ww3.arb.ca.gov/fuels/lcfs/fuelpathways/pathwaytable.htm>.

- Compressed Natural Gas (CNG): volume-weighted average CI of CNG from North American natural gas consumed in California in 2016 from LCFS Reporting Tool (LRT)⁴⁶² data.
- Electricity: California grid average mix, which meets the Renewable Portfolio Standard (RPS) requirements, from the LCFS Lookup Table.
- Hydrogen: SB 1505 (Lowenthal, Chapter 877, Statutes of 2006) compliant gaseous hydrogen reformed on-site at the refueling station from a mix of North American natural gas and 33.3 percent biomethane from landfill gas, from the LCFS Lookup Table.

It should be noted that as more renewables are introduced into the transportation fuel mix, lowering the average CI of the fuel, additional GHG benefits may be achieved, which may lower the emission factors. As the fuel mix changes, staff will reflect those changes in future analyses.

- **Criteria Pollutant and Toxic Emission Factors**

For the determination of tailpipe criteria pollutant emission factors for on-road vehicles, staff used CARB's EMFAC2014 model to calculate tailpipe emissions and emissions associated with the usage of the supported vehicles or equipment, such as idling emissions and PM 2.5 emissions from brake and tire wear, when applicable.

Staff incorporated deterioration, when available, for on-road vehicles. Staff also applied a 50 percent reduction in brake wear emissions for on-road electric vehicles because they implement regenerative braking capability.⁴⁶³ Emission factors were developed for advanced technology vehicles supported by the projects when appropriate, along with emission factors for baseline conventional vehicles.

Quantification Methodology for Projects

Previously, to quantify the emission reductions achieved for each project given the specific assumptions, staff must first determine the annual per-vehicle emission reductions for each technology weighted by the amount of each technology incentivized in the project. Finally, to determine the total emission reductions for each project, the annual per-vehicle emission reductions for each technology is multiplied by the number of vehicles funded and the quantification period. As noted in the light-duty project descriptions, staff have quantified emission reductions based on project-specific data when possible using the best available assumptions. For example, CVRP did not use average emission factors by technology, but rather calculated emission

⁴⁶² <https://ww3.arb.ca.gov/fuels/lcfs/dashboard/dashboard.htm>.

⁴⁶³ NREL, BAE/Orion Hybrid Electric Buses at New York City Transit, <http://www.afdc.energy.gov/pdfs/42217.pdf>, March 2008.

reductions on a case-by-case basis specific to the model and model year of each rebated vehicle.

- **Annual Per-Vehicle Emission Reductions**

Annual emission reductions are first calculated for each vehicle technology in the project using the emission factors that have been developed for each project. Annual emission reductions are in units of tons per year (tpy) for the emissions reduced, and are calculated by taking the difference in emission rates between the baseline vehicle and advanced technology vehicle, and then multiplying by usage. This value is then converted from grams per year to metric tons of carbon per year for GHG emissions (MTCO_{2e}), and tons per year (tpy) for criteria pollutants and toxic air contaminants.

Per vehicle annual emission reductions are calculated using Formula 3, where emission factors are in terms of grams per mile (g/mi) and usage is based on annual vehicle miles traveled (VMT), or miles per year (mi/yr). For ePTOs, annual emission reductions are also calculated using Formula 3, however, emission factors are in terms of grams per hour (g/hr), and usage is in terms of hours per year.

Formula 3: Average Annual Per-Vehicle Emission Reductions per Technology

$$AER_{Vehicle} = (EF_{baseline} - EF_{ATV}) * Usage$$

Where:

- $AER_{Vehicle}$ = Average annual per vehicle emission reductions (tpy)
- $EF_{Baseline}$ = Emission factor for the baseline vehicle (g/mi or g/hr)
- EF_{ATV} = Emission factor for the advanced technology vehicle (g/mi or g/hr)
- Usage = Annual VMT or hours per year (mi/yr or hr/yr).

- **Total Lifetime Emission Reductions**

Once the average per-vehicle emission reductions for each technology are determined, it is multiplied by the number of vehicles funded, and the quantification period to determine the total achieved lifetime emission reductions for a project given the specific assumptions, as shown in Formula 4.

Formula 4: Lifetime Emission Reductions per Technology

$$\begin{aligned} & \textit{Lifetime Emission Reductions (tons)} \\ & = \textit{Average annual per vehicle emission reductions} * \textit{\# vehicles funded} \\ & * \textit{Quantification period} \end{aligned}$$

Light-Duty ZEV Projects

Although the quantification methodologies for CVRP and Clean Cars 4 All are based on the same framework, the emission factors are different because of the different structure and requirements for each project. For example, CVRP has no vehicle scrappage requirement while Clean Cars 4 All does. Additionally, Clean Cars 4 All incentivizes used and new eligible vehicles while CVRP only incentivizes new vehicles. Furthermore, Clean Cars 4 All is limited to low-income individuals while CVRP provides rebates to individuals, and governmental, commercial, and nonprofit entities. There are four advanced technologies supported by CVRP and Clean Cars 4 All: battery electric vehicles (BEV), battery electric vehicles with a range extender (BEVx), plug-in hybrid electric vehicles (PHEV), and fuel cell electric vehicles (FCEV). The BEVx is treated like a PHEV with respect to having an eVMT percentage, but as a BEV otherwise. Before describing the quantification methodology for each project, the methodology for quantifying the percent electric vehicle miles traveled (eVMT) from PHEVs is presented since it is the same method used for CVRP and Clean Cars 4 All.

- **Percent electric vehicle miles traveled (eVMT)**

In previous methodologies, the percent of electric vehicle miles traveled (eVMT) for the average PHEV was assumed to be 40 percent based on reported data,⁴⁶⁴ meaning that 60 percent of the miles driven by an average PHEV are powered by gasoline.

Information on eVMT are not available from CVRP or Clean Cars 4 All. This analysis relies on the latest available assumptions when there is no project-specific data. The percent eVMT of a PHEV, which is a complex parameter to measure, depends on how it is driven, charged, and the specific vehicle model. For this report, staff calculated the weighted average percent eVMT based on the electric-range of PHEV models incentivized through the project. First, staff compiled percent eVMT values reported in literature^{465, 466, 467, 468, 469} and averaged these per PHEV model, as presented in Table C - 2. Since the percent eVMT of all PHEV models has not been quantified, the rest were estimated based on the fit of the reported data of Table C - 2 as shown in Figure C - 1. In order to constrain the fitted function in Figure C - 1 to be as physically relevant (not go above 100 percent eVMT until very high values of electric range, staff included an artificial point at (200 mi, 95 percent) to help asymptote the function around 100 percent eVMT.

⁴⁶⁴ https://ww3.arb.ca.gov/msprog/aqip/fundplan/proposed_1819_funding_plan.pdf. Appendix A

⁴⁶⁵ CARB, 2017. January 2017. "Advanced Clean Cars Midterm Review Appendix G." https://ww3.arb.ca.gov/msprog/acc/mtr/appendix_g.pdf.

⁴⁶⁶ Gil, et al., 2019. Final Research Report. "Advanced Plug-in Electric Vehicle Travel and Charging Behavior Final Report." https://ww3.arb.ca.gov/research/single-project.php?row_id=65206.

⁴⁶⁷ Francfort, et al., 2015. "Plug-in Electric Vehicle and Infrastructure Analysis." September 2015. Idaho National Laboratory. INL/EXT-15-35708. <https://indigitallibrary.inl.gov/sites/sti/sti/6799570.pdf>.

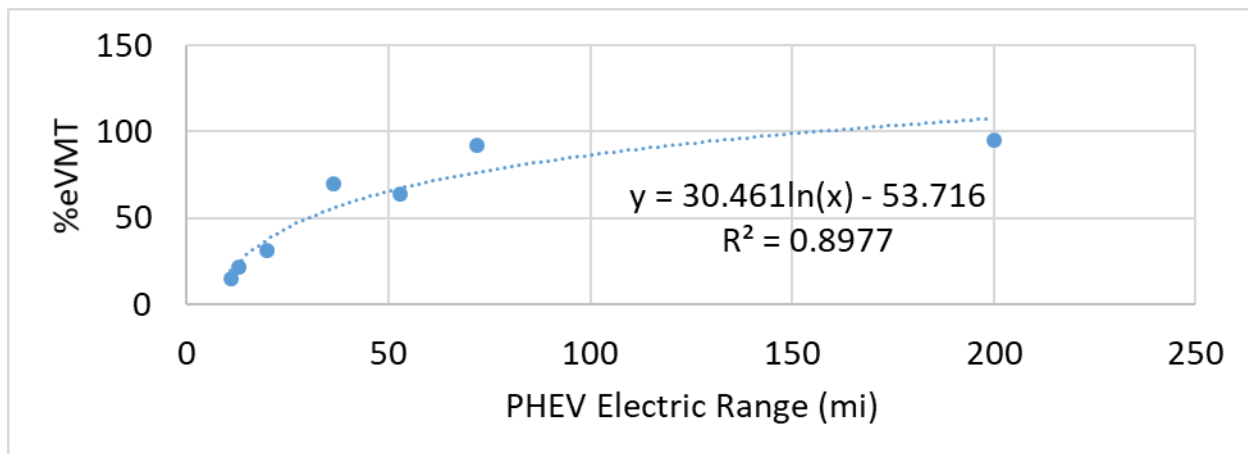
⁴⁶⁸ Carlson, 2015, "Electric Vehicle Mile Traveled (eVMT): on-road results and analysis." DOE Vehicle Technologies Program Annual Merit Review 2015. http://energy.gov/sites/prod/files/2015/07/f24/vss171_carlson_2015_p.pdf.

⁴⁶⁹ Duhon, et al., 2015. "Chevrolet Volt Electric Utilization." SAE International Journal of Alternative Powertrains, 2015. 4(2): p. 269-276. <https://saemobilus.sae.org/content/2015-01-1164/>.

Table C - 2 Percent eVMT Based on Reported Values^{18, 19, 20, 21, 22}

PHEV Model	EPA Reported Electric Range (mi)	Average eVMT Reported
BMW i3REx	72	92.2
Chevrolet Volt ⁴⁷⁰	36.5	69.6
Chevrolet Volt ⁴⁷¹	53	64.0
Ford CMax Energi and Fusion Energi	20	31.5
Honda Accord Plug-in	13	21.8
Toyota Prius Plug-in	11	14.5

Figure C - 1 Function Used to Calculate Project Percent eVMT



Though model-specific eVMT values were used in the CVRP emission calculations, for reference, the weighted average percent eVMT was calculated for both projects based on the average reported values (for PHEV models with reported values) and estimated values (for PHEV models without reported values) for the specific PHEVs supported by each project. The resulting weighted average percent eVMT for Clean Cars 4 All and CVRP for individuals based on the PHEV models incentivized for these fiscal years was 49 percent. The percent eVMT for CVRP rebates provided to fleets was 44 percent based on the PHEV models rebated. For BEVx, the eVMT value used in this analysis is the one for BMW i3REx reported in Table C - 2.⁴⁷²

- **CVRP**

The emission reductions for CVRP are calculated as the difference between the rebated new advanced technology vehicle that was purchased or leased and an average new

⁴⁷⁰ Model years 2011-2015.

⁴⁷¹ Model year 2016 and newer.

⁴⁷² The BMW i3REx has been the only commercially available BEVx.

light-duty conventional gasoline vehicle of the same model year that would have otherwise been purchased or leased. Table C - 3 shows the number of light-duty vehicles rebated by CVRP for individuals, split between standard rebate and increased rebate for low-income participants, and fleet⁴⁷³ rebates. Because vehicles used by individuals and fleets have different usage patterns, the emission reductions attributed to vehicles rebated to individuals and fleets will be different. Thus, here they are treated and presented separately. There is no known difference in emission factors or usage for the advanced technology vehicles supported through the increased rebate for low-income participants compared to the standard rebate, so these are treated the same. The CVRP quantification was done by CSE in collaboration with CARB staff.

Table C - 3 Number of Rebated Vehicles through CVRP (FY 2014-15 - FY 2017-18)⁴⁷⁴

Advanced Technology Vehicle Class	Standard Rebates Given to Individuals	Increased Rebate for Low-Income Participants	Rebates Given to Fleets
BEV	108,472	4,967	4,468
BEVx	6,003	248	219
PHEV	66,220	4,419	1,729
FCEV	4,154	225	173
Overall	184,849	9,859	6,589

Previous quantifications derived the baseline vehicle emission factors from the LCFS carbon intensity of CaRFG and the average new model year gasoline vehicle fuel economy per EMFAC. The advanced technology vehicle information was derived from converting the gasoline EMFAC vehicle through an energy-equivalent calculation. Instead of using these derived values from EMFAC for the SB 498 report analysis, the average baseline vehicle fuel economy was derived from the top 30 California sales-weighted average values⁴⁷⁵ for each model year. Table C - 4 provides a summary of the fuel economy values used for the light-duty vehicles in miles per gallon (MPG) of gasoline. The overall average fuel economy for the baseline vehicle is presented for reference, but the yearly values were used in the calculations.

Table C - 4 Fuel Economy Values Used for Baseline Conventional Vehicles for CVRP

Fuel Type	Model Year	MPG
	2014	28.2

⁴⁷³ Here fleet refers to a local, state, or federal government as well as to a commercial or non-profit entity regardless of whether they participated in the increased rebates for public fleets.

⁴⁷⁴ Totals contain partial data for FY 2017–2018 because of the time delay between receiving applications, processing, verifying, approving and mailing the rebate check.

⁴⁷⁵ Based on registration data licensed from IHS Markit, fuel economy data from <http://www.fueleconomy.gov>, and still using the LCFS carbon intensity of CaRFG

Fuel Type	Model Year	MPG
Gasoline	2015	28.4
	2016	28.7
	2017	28.0
	2018	28.8
	2019 ⁴⁷⁶	28.8
	Overall Average⁴⁷⁷	28.4

CSE obtained the individual fuel economy values⁴⁷⁸ for each advanced technology vehicle rebated by CVRP during this period, and used those model-specific values in the calculations. For reference, a weighted average value per rebate technology and rebate recipient type are presented in Table C - 5. This high-detailed data analysis can be done because the emission reductions are quantified for vehicles already funded, and CSE tracks the rebate vehicle and recipient type.

Table C - 5 Average Fuel Economy Values Used for the Advanced Technology Vehicles for CVRP

Advanced Vehicle Technology	Fuel Type	Fuel Economy of Vehicles Rebated to Individuals ⁴⁷⁹	Fuel Economy of Vehicles Rebated to Fleets
BEV	Electricity	3.23 mi/kWh	3.00 mi/kWh
BEVx	Electricity	3.40 mi/kWh	3.40 mi/kWh
	Gasoline	37.6 mpg	37.6 mpg
PHEV	Electricity	3.12 mi/kWh	2.97 mi/kWh
	Gasoline	42.1 mpg	40.6 mpg
FCEV	Hydrogen	65.8 mi/kg	63.6 mi/kg

Table C - 6 shows the weighted average emission factors for the baseline vehicle, though, as stated above, the analysis was done with model-year-specific baseline vehicle data. The emission factors are different between individual and fleet vehicles because they are calculated based on model-year-specific fuel economy values, and the model year mix is not the same between individual and fleet groups.

⁴⁷⁶ Using same value as 2018 due to limited 2019 data availability at the time of the analysis.

⁴⁷⁷ This combines the fuel economy values of baseline vehicles for both individuals and fleets.

⁴⁷⁸ From <http://www.fueleconomy.gov>.

⁴⁷⁹ This combines the fuel economy values of the vehicles supported through the standard rebate and the increased rebate for low-income participants.

Table C - 6 Average CVRP Baseline Vehicle Emission Factors

Pollutant	Individuals (g/mi)	Fleets (g/mi)
NOx	0.0332	0.0337
PM 2.5	0.0196	0.0196
ROG	0.0067	0.0068
GHG	402	402

For reference, Table C - 7 and Table C - 8 show the weighted average emission factors for the advanced technology vehicles for the rebates provided to individuals and fleets, respectively. The emission factors are different between individual and fleet rebated vehicles because they are calculated based on the fuel economy values of the actual rebated vehicles. For PHEVs, the emission factors also depend on the percent eVMT. Although these tables are showing the overall weighted average vehicle emission factors across years, the values were calculated per year and used for each set of yearly data. For more information on how these emission factors were developed, please see the Emission Factor Development section at the beginning of this appendix.

Table C - 7 CVRP Average Advanced Technology Vehicle Emission Factors for Individual Rebates

Pollutant	BEV (g/mi)	BEVx (g/mi)	PHEV (g/mi)	FCEV (g/mi)
NOx	0	0.0013	0.0158	0
PM 2.5	0.0099	0.0099	0.0108	0.0099
ROG	0	0.0003	0.0032	0
GHG	119	126	202	183

Table C - 8 CVRP Average Advanced Technology Vehicle Emission Factors for Fleet Rebates

Pollutant	BEV (g/mi)	BEVx (g/mi)	PHEV (g/mi)	FCEV (g/mi)
NOx	0	0.0013	0.0160	0
PM 2.5	0.0099	0.0099	0.0108	0.0099
ROG	0	0.0003	0.0032	0
GHG	128	127	216	190

CARB staff previously⁴⁸⁰ generated vehicle usage assumptions for CVRP through a literature review for each of the vehicle types evaluated. Here, there is a separate set

⁴⁸⁰ https://ww3.arb.ca.gov/msprog/aqip/fundplan/funding_plan_archive.htm.

of vehicle usage assumptions for advanced technology vehicles, per CSE,⁴⁸¹ that were rebated to fleets. The annual usage assumptions for CVRP are shown in Table C - 9. The assumed annual mileage for fleet vehicles is lower than for individuals, but CARB staff expect that as fleets gain experience with these vehicles, the vehicle range increases as the ZEV market develops, and refueling infrastructure becomes more widespread that these fleet vehicles will be driven more.

Table C - 9 CVRP Annual Usage Assumptions

Technology	Usage by Individuals (mi/yr)	Usage by Fleets (mi/yr)
PHEV	14,855 ⁴⁸²	9,207 ⁴⁸³
BEV	11,059 ⁴⁸⁴	6,854 ⁴⁸⁵
BEVx	11,059 ⁴⁸⁶	6,854 ⁴⁸⁷
FCEV	11,059 ⁴⁸⁸	6,854 ⁴⁸⁹

Using the emission factors, the model and model year mix of the rebated vehicles, and the annual usage assumptions from Table C - 9, CSE calculated the average annual per-vehicle emission reductions as shown in Table C - 10 for vehicles rebated to individuals and fleets.

⁴⁸¹ Pallonetti and Williams, 2019. "Preliminary Estimation of Emission Reductions Associated with California's Clean Vehicle Rebate Project (CVRP)." July 2019 update to N. Pallonetti and B. Williams, "Exploratory Estimation of Greenhouse-Gas Emission Reductions Associated with California's Clean Vehicle Rebate Project," proceedings of the 2019 Annual Meeting of the Transportation Research Board, Washington, D.C., January 2018.

⁴⁸² Based on 40.7 miles per day. Smart, et al., 2013. "Extended Range Electric Vehicle Driving and Charging Behavior Observed Early in the EV Project," SAE Technical Paper 2013-01-1441, 2013, <https://doi.org/10.4271/2013-01-1441>.

⁴⁸³ Based on average of FY 2013–2017 federal fleet passenger vehicle values from FY 2017 Federal Fleet Report <https://www.gsa.gov/policy-regulations/policy/vehicle-management-policy/federal-fleet-report>.

⁴⁸⁴ Based on 30.3 miles per day. Smart and Schey, 2012. "Battery Electric Vehicle Driving and Charging Behavior Observed Early in The EV Project," *SAE Int. J. Alt. Power.* 1(1):27-33, 2012, <https://doi.org/10.4271/2012-01-0199>.

⁴⁸⁵ Based on scaling the PHEV fleet values down at the rate observed for individuals: 9,207 x (11,059/14,855).

⁴⁸⁶ Assumption based on similarity between BEV and BEVx.

⁴⁸⁷ Assumption based on similarity between BEV and BEVx.

⁴⁸⁸ Assumption that usage is similar to BEV based on limited data.

⁴⁸⁹ Assumption that usage is similar to BEV based on limited data.

Table C - 10 CVRP Annual Per-Vehicle Emission Reductions

Pollutant	Vehicle Tech	Per Vehicle Annual Emission Reductions for Rebates Given to Individuals	Per Vehicle Annual Emission Reductions for Rebates Given to Fleets
GHG (metric tons CO2e per year)	PHEV	2.98	1.71
	BEV	3.12	1.87
	BEVx	3.05	1.89
	FCEV	2.45	1.45
NOx (tpy)	PHEV	0.00028	0.00018
	BEV	0.00041	0.00026
	BEVx	0.00040	0.00025
	FCEV	0.00038	0.00024
PM 2.5 (tpy)	PHEV	0.00014	0.00009
	BEV	0.00012	0.00007
	BEVx	0.00012	0.00007
	FCEV	0.00012	0.00007
ROG (tpy)	PHEV	0.00006	0.00004
	BEV	0.00008	0.00005
	BEVx	0.00008	0.00005
	FCEV	0.00008	0.00005

CSE then calculated the total annual emission reductions based on the number and type of advanced technology vehicles supported from Table C - 3 and the annual per vehicle emission reduction values from Table C - 10.

Table C - 11 CVRP First-Year Emission Reductions

Pollutant	Vehicle Tech	First-Year Emission Reductions for Standard Rebates Given to Individuals	First-Year Emission Reductions for Increased Rebate for Low-Income Participants	First-Year Emission Reductions for Rebates Given to Fleets
GHG (metric tons CO2e per year)	PHEV	197	13	3
	BEV	338	15	8
	BEVx	18	1	<1
	FCEV	10	1	<1
NOx (tpy)	PHEV	19	1	<1
	BEV	44	2	1
	BEVx	2	<1	<1
	FCEV	2	<1	<1
PM 2.5 (tpy)	PHEV	10	1	<1
	BEV	13	1	<1
	BEVx	1	<1	<1
	FCEV	1	<1	<1
ROG (tpy)	PHEV	4	<1	<1
	BEV	9	<1	<1
	BEVx	1	<1	<1
	FCEV	<1	<1	<1

Finally, the first-year emission reductions from Table C - 11 are multiplied by the quantification period to get total emission reductions achieved by CVRP. The quantification period for CVRP individual rebates was changed from 15 years (typical vehicle usage life) to 2.5 years (CVRP vehicle ownership requirement) in fiscal year 2017-2018⁴⁹⁰ because staff wanted the emission quantification to be conservative. To be conservative and consistent within this CVRP analysis, these calculations are using 2.5 years as the quantification periods across all years. The quantification period used for CVRP fleet rebates is based on the same 2.5-year ownership requirement, but a small number of fleet vehicles (4 percent) did have a shorter ownership requirement of 1 year. Therefore, those vehicles were analyzed with this shorter quantification period to be conservative.

⁴⁹⁰ The quantification period for CVRP was 2.5 years in the Proposed Funding Plan FY 2017-2018 (https://ww3.arb.ca.gov/msprog/aqip/fundplan/proposed_1718_funding_plan_final.pdf. Appendix A.) and 15 years in the FY 2016-2017 Proposed Funding Plan Appendix A (https://ww3.arb.ca.gov/msprog/aqip/fundplan/proposed_fy16-17_fundingplan_appa.pdf).

Table C - 12 Total Emission Reductions for CVRP by Rebate Recipient Type and Technology Type (2.5-Year Quantification Period)⁴⁹¹

Pollutant	Vehicle Tech	Total Emission Reductions for Standard Rebates Given to Individuals	Total Emission Reductions for Increased Rebate for Low-Income Participants	Total Emission Reductions for Rebates Given to Fleets	Overall
GHG (1,000 metric tons CO ₂ e)	PHEV	492	35	7	534
	BEV	845	40	20	905
	BEVx	46	2	1	49
	FCEV	25	1	1	27
	Overall	1,409	77	29	1,515
NO _x (tons)	PHEV	46	3	1	50
	BEV	111	5	3	118
	BEVx	6	<1	<1	6
	FCEV	4	<1	<1	4
	Overall	167	8	4	179
PM 2.5 (tons)	PHEV	24	2	<1	26
	BEV	32	1	1	34
	BEVx	2	<1	<1	2
	FCEV	1	<1	<1	1
	Overall	59	3	1	64
ROG (tons)	PHEV	9	1	<1	10
	BEV	22	1	1	24
	BEVx	1	<1	<1	1
	FCEV	1	<1	<1	1
	Overall	34	2	1	36

Based on actual vehicles incentivized and the assumptions outlined in this appendix, the total emission reductions achieved for CVRP for vehicles funded during FY 2014-2015 through FY 2017-2018 using a quantification period of 2.5 years are shown in Table C - 12.

The overall GHG emission reductions quantified of 1,500,000 MTCO₂e is significantly lower than the ~5,500,000 MTCO₂e that was reported in the 2019 California Climate Investments (CCI) Annual Report.⁴⁹² This difference is mostly due to the CCI change in the quantification period from 15 years in the FY 2014-2015 and FY 2015-2016 quantification methodologies and 2.5 years in the FY 2016-2017 and FY 2017-2018 methodologies, whereas this analysis for the SB 498 report is using 2.5 years throughout as previously mentioned. Additionally, this SB 498 analysis is only

⁴⁹¹ Totals may not add up due to rounding.

⁴⁹² https://ww3.arb.ca.gov/cc/capandtrade/auctionproceeds/2019_cci_annual_report.pdf.

quantifying a portion of CVRP's supported vehicles by focusing on the last four fiscal years with complete data. Furthermore, the CCI reported value only considers the fraction of emission benefits of CVRP that were funded by Cap-and-Trade dollars. However, in FY 2014-15 and FY2015-16, CVRP also received a total of \$13 million funding through AQIP.⁴⁹³ For CVRP's total emission reductions achieved thus far, including for different quantification periods, please see "Assembly Bill AB 615 Report to the Legislature on the Impact of the Clean Vehicle Rebate Project on California's Zero-Emission Vehicle Market."⁴⁹⁴

For simplicity, in the SB 498 report the BEVx vehicles are included in the BEV category although they were calculated separately, as shown in this appendix.

⁴⁹³ https://ww3.arb.ca.gov/msprog/aqip/fundplan/proposed_1819_funding_plan.pdf.

⁴⁹⁴ <https://ww3.arb.ca.gov/research/apr/reports/AB%20615-Clean%20Vehicle%20Rebate.pdf>.

- **Clean Cars 4 All**

Clean Cars 4 All achieves emission reductions by incentivizing the scrappage of old, high-emitting vehicles and replacement with clean advanced technology vehicles. Clean Cars 4 All incentivizes the replacement of both new and used vehicles. To calculate the emission reductions for this report, staff used project-specific data from the beginning of the project in FY2015-2016 through FY2017-2018, which include 518 BEVs and 1,396 PHEVs as shown in Table C - 13. The project also funds conventional hybrid vehicles, but because those are outside the scope of the SB 498 report, they were not included in this analysis.

Table C - 13 Number of Supported Light-Duty Vehicles through Clean Cars 4 All (FY 2015-2016 - FY 2017-2018)

Advanced Technology Vehicle	Clean Cars 4 All
BEV	518
PHEV	1,396
FCEV	0
Overall	1,914

Similarly, as quantified in the past, the baseline vehicle emission factors were derived from the scrapped vehicles, while the advanced technology vehicle information was derived from the incentivized vehicle. The difference from previous quantification methodologies is that the fuel economy used for the analysis for this report is not based on an average model year EMFAC data, but rather the vehicles funded through the program itself. Instead, staff used project-specific data to calculate the weighted average fuel economy of the actual scrapped and incentivized vehicles shown in Table C - 14. The fuel economy of the average baseline vehicle was derived from the individual fuel economy⁴⁹⁵ per vehicle model and model year of the reported scrapped vehicles that were replaced by BEVs and PHEVs. Similarly, the average fuel economy values of the advanced technology vehicles were derived from the individual values of the incentivized vehicles. For PHEVs, both the average gasoline and electric fuel economies were calculated separately.

⁴⁹⁵ Per <https://www.fueleconomy.gov/> using city and highway combined values. Vehicles with model year older than 1983 were excluded because they are not included in the fueleconomy.org database.

Table C - 14 Average Fuel Economy Values Used for Clean Cars 4 All

Vehicle Technology	Fuel Type	MPG
Baseline	Gasoline	21.7 mpg
BEV	Electricity	3.24 mi/kWh
PHEV	Electricity	3.09 mi/kWh
	Gasoline	41.8 mpg

Table C - 15 presents the emission factors for the baseline vehicle, PHEVs, and BEVs. For more information on how these emission factors were developed, please see the Emission Factor Development section at the beginning of this appendix. In previous quantification methodologies, the average model year of the scrapped vehicle was used to derive the emission factors for the criteria and toxic pollutant emissions based on EMFAC2014. For this analysis, the emission factors were derived from EMFAC for each model year of the vehicles scrapped and replaced. From these, the weighted average emission factors were calculated, as shown in Table C - 15. For reference, the weighted average model year of the scrapped vehicles is 1997, with 41 percent of the scrapped vehicles being a model year between 1965 and 1996. The weighted average model year of the incentivized PHEVs and BEVs is 2013. The calendar year used for analysis is 2017.

Table C - 15 Clean Cars 4 All Emission Factors

Pollutant	Baseline Gasoline Vehicle (g/mi)	PHEV (g/mi)	BEV (g/mi)
NO _x	0.4371	0.0136	0
PM 2.5	0.0241	0.0103	0.0099
ROG	0.1321	0.0028	0
GHG	527	199	117

CARB staff previously generated conservative usage assumptions for Clean Cars 4 All. According to EMFAC2014, a 1997 model year vehicle operates approximately 7,500 miles per year in calendar year 2017.

Using the emission factors and technology mix mentioned above and the annual usage of 7,500 miles per year, staff calculated the annual per-vehicle emission reductions for PHEVs and BEVs for Clean Cars 4 All, as shown in Table C - 16.

Table C - 16 Clean Cars 4 All Annual Per-Vehicle Emission Reductions

Pollutant	Vehicle Technology	Per Vehicle Annual Emission Reductions
GHG (metric tons CO2e per year)	PHEV	2.45
	BEV	3.06
NOx (tpy)	PHEV	0.0035
	BEV	0.0036
PM 2.5 (tpy)	PHEV	0.0001
	BEV	0.0001
ROG (tpy)	PHEV	0.0011
	BEV	0.0011

Table C - 17 shows the calculated total annual emission reductions based on the number and type of advanced technology vehicles supported from Table C - 13 and the per vehicle annual emission reduction values from Table C - 16.

Table C - 17 Clean Cars 4 All Annual Emission Reductions

Pollutant	Vehicle Technology	Annual Emission Reductions
GHG (metric tons CO2e per year)	PHEV	3.4
	BEV	1.6
NOx (tpy)	PHEV	5
	BEV	2
PM 2.5 (tpy)	PHEV	<1
	BEV	<1
ROG (tpy)	PHEV	2
	BEV	1

Staff previously estimated that the remaining useful life of the baseline 1996 model year vehicle is 3 years,⁴⁹⁶ therefore, the quantification period for Clean Cars 4 All used in this analysis is 3 years (the ownership requirement for EFMP Plus-Up is 2.5 years). The emission reductions were then calculated by multiplying the annual emission reductions from Table C - 17 by the quantification period. Based on actual vehicles scrapped and incentivized, and the assumptions outlined in this appendix, the total

⁴⁹⁶ https://ww3.arb.ca.gov/msprog/aqip/fundplan/proposed_1819_funding_plan.pdf. Appendix A.

emission reductions achieved for Clean Cars 4 All through FY 2017-2018 using a quantification period of 2.5 years are shown in Table C - 18.

Table C - 18 Total Emission Reductions for Clean Cars 4 All (3-Year Quantification Period)⁴⁹⁷

Pollutant	Vehicle Technology	Emission Reductions
GHG (1,000 metric tons CO ₂ e)	PHEV	10
	BEV	5
	Overall	15
NO _x (tons)	PHEV	15
	BEV	6
	Overall	20
PM 2.5 (tons)	PHEV	<1
	BEV	<1
	Overall	1
ROG (tons)	PHEV	5
	BEV	2
	Overall	6

For Clean Cars 4 All, the 2019 California Climate Investments Annual Report⁴⁹⁸ reports a GHG emission reduction of 19,000 MTCO₂e. Similar in magnitude, this analysis for the SB 498 report shows an emission reduction of 15,000 MTCO₂e. The discrepancy between the numbers is due to the CCI value including the conventional hybrid vehicles funded by the project, which are not included in this SB 498 analysis.

⁴⁹⁷ Totals may not add up due to rounding.

⁴⁹⁸ https://ww3.arb.ca.gov/cc/capandtrade/auctionproceeds/2019_cci_annual_report.pdf.

Heavy-Duty ZEV Projects

The quantification methodologies for HVIP and the Zero-Emission Truck and Bus Pilot Projects are presented together because they are the same. For the purposes of this analysis, staff estimated reductions from the emissions offset between a new, 2018 model year conventional truck or bus, and an advanced technology vehicle (i.e., zero-emission trucks and buses, and vehicles equipped with ePTO). Table C - 19 shows the number of vehicles supported by vehicle class for each heavy-duty project. For HVIP these numbers include vehicles from vouchers that have been redeemed and requested.

Table C - 19 Number of Supported Heavy-Duty Vehicles (FY 2014-2015 - FY 2017-2018)

Vehicle Class	HVIP	Zero-Emission Truck and Bus Pilot Projects
MHD BEV	1,193	45
HHD BEV	75	1
Urban bus BEV	483	25
Urban bus FCEV	5	25
School bus BEV	60	29
ePTO	189	0
Totals	2,005	125

For both HVIP and Zero-Emission Truck and Bus Pilot Project, fuel economy values of the heavy-duty vehicles were derived from EMFAC2014.⁴⁹⁹ For simplicity, staff assumed 2017 as the starting year of all the vehicles supported by the heavy-duty vehicle incentive projects. The fuel economy values were based on the baseline fleet average in 2024, halfway through the assumed useful life of 15 years, to account for vehicle deterioration, serving as the expected average fuel economy values of the baseline vehicles. Besides this simplification change, the methodology remains the same to previous ones.⁵⁰⁰

Table C - 20 provides a summary of the fuel economy values for baseline vehicles in miles per gallon (MPG), miles per kilogram (m/kg) for compressed natural gas (CNG) urban buses, and gallons per hour (gal/hr) for vehicles equipped with ePTO.

⁴⁹⁹ <https://www.arb.ca.gov/emfac/2014/>.

⁵⁰⁰ https://ww3.arb.ca.gov/msprog/aqip/fundplan/proposed_1819_funding_plan.pdf Appendix A.

Table C - 20 Fuel Economy Values Used for Baseline Conventional Vehicles for HVIP and Zero-Emission Truck and Bus Pilot Project

Vehicle Class	Fuel Type	MPG
MHD	Diesel	8.9
HHD	Diesel	6.2
Urban Bus	Diesel	5.4
Urban Bus	CNG	1.7 (m/kg)
School Bus	Diesel	7.7
ePTO	Diesel	3.2 (gal/hr)

It should be noted that for baseline urban bus emission factors, staff used an average of diesel and CNG urban bus emission rates, since the current California fleet utilizes a mix of the two fuel types. Only limited data is available for heavy-duty CNG-fueled vehicles, therefore, staff assumed CNG vehicles have similar criteria pollutant and toxics emission rates as diesel-fueled vehicles because they are certified to the same emission standard.

Based on discussions with manufacturers, ePTO systems automatically prevent engine idle by shutting the engine off while in park or neutral, preventing unnecessary engine usage during PTO operation. For criteria pollutant and toxics emission factors associated with ePTOs, staff utilized the emission factors found in EMFAC to quantify the criteria pollutant and toxics emissions reduction associated with ePTO systems that are currently eligible in HVIP. The emission factor used is associated with the excess emissions due to the usage of PTOs powered by a diesel engine. Emission factors for HVIP and the Zero-Emission Truck and Bus Pilot Projects are shown in Table C - 21 and emission factors used to quantify PTOs are shown in Table C - 22. For more information on how these emission factors were developed, please see the Emission Factor Development section at the beginning of this appendix.

Table C - 21 Heavy-Duty Vehicle Emission Factors (WTW for GHG and TTW for CP/Toxics)

Vehicle Class	Pollutant	2018 Diesel (g/mi)	2018 CNG (g/mi)	2018 BEV (g/mi)	2018 FCEV (g/mi)
MHD	NOx	0.8536	NA	0	NA
	PM 2.5	0.0616	NA	0.0309	NA
	ROG	0.0368	NA	0	NA
	GHG	1,540	NA	289	NA
HHD	NOx	1.4041	NA	0	NA
	PM 2.5	0.0404	NA	0.0222	NA
	ROG	0.0766	NA	0	NA
	GHG	2,223	NA	417	NA
Urban Bus	NOx	0.8140	0.8140	0	0
	PM 2.5	0.3669	0.3669	0.1834	0.1834
	ROG	0.0228	0.0228	0	0
	GHG	2,539	2,451	476	1,157
School Bus	NOx	1.4076	NA	0	NA
	PM 2.5	0.3249	NA	0.1626	NA
	ROG	0.0549	NA	0	NA
	GHG	1,786	NA	335	NA

Note: MHD and HHD emission factors are based on population-weighted averages of the T6 and T7 diesel vehicle classes in EMFAC 2014, respectively, excluding out-of-State vehicles.

Table C - 22 ePTO Emission Factors

Vehicle Class	Pollutant	2018 Diesel (g/hr)	2018 Battery Electric (g/hr)
ePTO	NOx	72.84	NA
	PM 2.5	0.0724	NA
	ROG	0.4171	NA
	GHG	44,144	8,273

For HVIP, the usage assumptions from previous methodologies are used here. For urban buses, CARB staff used data provided by previous HVIP voucher recipients to determine the average annual usage. Data for ePTO systems were obtained from NREL's Fleet Test and Evaluation Team.⁵⁰¹ Based on the information, staff assumed that a vehicle typically operates in PTO mode for 4 hours a day and 250 workdays a year. Additionally, staff assumed the fuel consumption rate of 3.2 gallons per hour for ePTO systems based on data from EMFAC. For all other battery-electric vehicle classifications, the annual usage assumption was based on the California Hybrid,

⁵⁰¹ <https://www.nrel.gov/transportation/assets/pdfs/67116.pdf> (accessed June 26, 2018).

Efficient and Advanced Truck Research Center (CalHEAT) Research Center’s report on “Battery Electric Parcel Delivery Truck Testing and Demonstration.”⁵⁰² The annual usage assumptions for both projects are shown in Table C - 23.

Table C - 23 Heavy-Duty Vehicle Annual Usage Assumptions

Vehicle Class	Vehicle Technology	Usage (mi/yr)
MHD	BEV	12,000
HHD	BEV	12,000
	ePTO	1,000 hours/yr
Urban Bus	BEV and FCEV	30,000
School Bus	BEV	12,000

For the Zero-Emission Truck and Bus Pilot Projects, the emission benefit quantification of this program in the 2019 (and previous) California Climate Investments Annual Report (CCI report)⁵⁰³ used annual usage assumptions based on applicant projections. The range of these values is shown in Table C - 24. There is a large range on the projected usage assumptions as these values represent individual projects at different sites. For example, the usage assumption for the urban buses depends on the detailed route information and frequency. Some transit bus applicants indicated expected high vehicle usage by placement on long-distance routes with high frequency, while others operate in dense urban areas with fewer miles and more stops. Since these values are still being validated based on actual vehicle usage and to be conservative, CARB staff used the same assumptions as for the HVIP vehicle categories from Table C - 23 since these are based on published reports and literature.

Table C - 24 Zero-Emission Truck and Bus Pilot Projects Annual Usage Assumptions per Applicant Projections

Vehicle Class	Vehicle Technology	Projected Usage (mi/yr)
MHD	BEV	9,100-15,000
HHD	BEV	23,000
Urban Bus	BEV and FCEV	16,698-123,881
School Bus	BEV	6,993-14,302

⁵⁰² Gallo, Jean-Baptiste, Jasna Tomić. (CalHEAT). 2013. Battery Electric Parcel Delivery Truck Testing and Demonstration. California Energy Commission. <https://calstart.org/wp-content/uploads/2018/10/Battery-Electric-Parcel-Delivery-Truck-Testing-and-Demonstration.pdf>.

⁵⁰³ https://ww3.arb.ca.gov/cc/capandtrade/auctionproceeds/2019_cci_annual_report.pdf.

Using the emission factors, technology mix, and the annual usage assumptions from Table C - 23, staff calculated the estimated annual per-vehicle emission reductions for the heavy-duty vehicles, as shown in Table C - 25.

Table C - 25 Heavy-Duty Vehicle Annual Emission Benefits on a Per-Vehicle Basis

Pollutant	EMFAC Vehicle Class	Supported Technologies	Per Vehicle Annual Emission Reductions
GHG (metric tons CO2e per year)	MHD	BEV	15.02
	HHD	BEV	21.68
	HHD	ePTO	35.87
	Urban Bus	BEV	60.57
	Urban Bus	FCEV	40.14
	School Bus	BEV	17.41
NOx (tpy)	MHD	BEV	0.0113
	HHD	BEV	0.0186
	HHD	ePTO	0.0803
	Urban Bus	BEV	0.0269
	Urban Bus	FCEV	0.0269
	School Bus	BEV	0.0186
PM 2.5 (tpy)	MHD	BEV	0.0004
	HHD	BEV	0.0002
	HHD	ePTO	0.0001
	Urban Bus	BEV	0.0061
	Urban Bus	FCEV	0.0061
	School Bus	BEV	0.0021
ROG (tpy)	MHD	BEV	0.0005
	HHD	BEV	0.0010
	HHD	ePTO	0.0005
	Urban Bus	BEV	0.0008
	Urban Bus	FCEV	0.0008
	School Bus	BEV	0.0007

As presented in previous methodologies,⁵⁰⁴ staff assumed a useful life of 15 years for heavy-duty trucks, and the average school bus has a useful life of 15 years.⁵⁰⁵ Staff multiplied the annual per vehicle emission reductions from Table C - 25 by the quantification period to derive the per vehicle total reductions. This value was then multiplied by the number and type of vehicles supported by each project from Table C

⁵⁰⁴ https://ww3.arb.ca.gov/msprog/aqip/fundplan/proposed_1819_funding_plan.pdf. Appendix A.

⁵⁰⁵ <https://www.afdc.energy.gov/uploads/publication/case-study-propane-school-bus-fleets.pdf>.

- 19. Table C - 26 summarizes the total reduction per vehicle over the quantification period, and the total emission reductions for all of the supported vehicles.

Table C - 26 Per Vehicle and Total Emission Reductions per Heavy-Duty Vehicle Class and Project (15-Year Quantification Period)⁵⁰⁶

Pollutant	EMFAC Vehicle Class	Supported Tech	Per Vehicle Total Reductions	HVIP Emission Reductions	Zero-Emission Truck and Bus Pilot Projects Emission Reductions
GHG (1,000 metric tons CO ₂ e per year)	MHD	BEV	0.2253	269	10
	HHD	BEV	0.3252	24	<1
	HHD	ePTO	0.5381	102	N.A.
	Urban Bus	BEV	0.9085	439	23
	Urban Bus	FCEV	0.6022	3	15
	School Bus	BEV	0.2612	16	8
	Overall				852
NO _x (tpy)	MHD	BEV	0.1694	202	8
	HHD	BEV	0.2786	21	<1
	HHD	ePTO	1.204	228	N.A.
	Urban Bus	BEV	0.4038	195	10
	Urban Bus	FCEV	0.4038	2	10
	School Bus	BEV	0.2793	17	8
	Overall				664
PM 2.5 (tpy)	MHD	BEV	0.0061	7.28	<1
	HHD	BEV	0.0036	0.27	<1
	HHD	ePTO	0.0012	0.23	N.A.
	Urban Bus	BEV	0.0910	43.95	2
	Urban Bus	FCEV	0.0910	0.46	2
	School Bus	BEV	0.0322	1.93	1
	Overall				54
ROG (tpy)	MHD	BEV	0.0073	9	<1
	HHD	BEV	0.0152	1	<1
	HHD	ePTO	0.0069	1	N.A.
	Urban Bus	BEV	0.0113	6	<1
	Urban Bus	FCEV	0.0113	<1	<1
	School Bus	BEV	0.0109	1	<1
	Overall				17

⁵⁰⁶ Totals may not add up due to rounding.

Table C - 27 shows the combined emission reductions to provide the overall reductions for each pollutant for the vehicles supported by HVIP and Zero-Emission Truck and Bus Pilot Projects during FY 2014-2015 through FY 2017-2018 over the 15-year quantification period.

Table C - 27 Total Emission Reductions for HVIP and Zero-Emission Truck and Bus Pilot Projects (FY 2014-2015 - FY 2017-2018 Supported Vehicles, 15-Year Quantification Period)

Pollutant	HVIP - Total	Zero-Emission Truck and Bus Pilot Projects- Total
GHG (1,000 metric tons CO ₂ e)	852	56
NO _x (tons)	664	36
PM 2.5 (tons)	54	6
ROG (tons)	17	1

These calculated GHG emission reductions are different than those of the 2019 California Climate Investments Annual Report (CCI report)⁵⁰⁷ due to differences in each methodology. The CCI report quantifies project lifetime benefits attributed only from Cap-and-Trade Proceeds. In contrast, this SB 498 analysis quantifies the project benefits regardless of the funding source, but only for four fiscal years, and only for zero-emission vehicles.

For HVIP, the GHG emission reductions are relatively similar with 879,000 MTCO₂e for the CCI report versus 852,000 for this SB 498 report. Despite HVIP first receiving AQIP funding from FY 2009-10, it did not receive Cap-and-Trade Funds until FY 2013-14. In FY 2013-14 and FY 2014-15 HVIP received funding from both AQIP and Cap-and-Trade Funds. Beginning in FY 2015-16, zero-emission vehicles in HVIP were fully funded via Cap-and-Trade Proceeds. Overall, through FY 2017-18, HVIP has received \$228 million from Cap-and-Trade Proceeds and \$64 million from AQIP. The SB 498 analysis does not include HVIP's emission benefits from the conventional hybrid or low-NO_x vehicles funded.

For the Zero-Emission Truck and Bus Pilot Projects, the GHG emission reductions are very different with 107,000 MTCO₂e for the CCI report versus 56,000 MTCO₂e for this SB 498 report. The quantification period and total vehicles quantified⁵⁰⁸ are the same for both reports. The main reason for this large discrepancy has to do with the different usage assumptions since the CCI report was calculated based on the

⁵⁰⁷ https://ww3.arb.ca.gov/cc/capandtrade/auctionproceeds/2019_cci_annual_report.pdf.

⁵⁰⁸ Since only zero-emission trucks and buses were funded.

applicant usage projections, and this SB 498 analysis is based on conservative estimates.

For simplicity, in the SB 498 report the MHD and HHD vehicle classes are combined, although they were calculated separately in this appendix.

APPENDIX D: CALIFORNIA'S ZERO-EMISSION VEHICLE PROGRAMS



This page intentionally left blank.

Overview

This appendix describes each of the primary responsibilities and programs of State agencies involved with accelerating the transition to light-, medium-, and heavy-duty ZEVs. There are other agencies involved as well, but only the ones most relevant for this report are included. Additionally, only the programs relevant to ZEVs are described below. Each of these agencies also has wide portfolio of other programs.

California Air Resources Board (CARB)



CARB is the primary State agency responsible for actions to protect public health from the harmful effects of air pollution, including to attack the serious problem caused by motor vehicles. In addition, CARB is leading the State's efforts to address climate change. Therefore, CARB has a suite of regulatory, incentive, and supporting programs—as more fully described in Appendix B—that support the transition of the transportation sector to zero-emission technology in order to reduce air pollutants and GHG emissions.

- Requires a fraction of all light-duty vehicles sold to be ZEVs.
- Requires public transit agencies and airport shuttle operators to utilize ZEVs.
- Is developing GHG per passenger mile, and zero-emission mile targets for transportation network companies.
- Is developing regulation to require fraction of all on-road motorcycles to use zero-emission technology.
- Is developing multiple regulations to require a portion of all medium- and heavy-duty vehicles sold to be ZEVs, and for specific fleets to operate ZEVs.
- Provides purchase incentives for consumers and fleets to purchase or lease new light-duty ZEVs and PHEVs.
- Provides incentives and financing assistance for low-income and disadvantaged community residents to purchase or lease a used or new light-duty ZEV or PHEV, and funding for clean mobility option pilots.
- Provides fleets and operators incentives to buy and demonstrate medium- and heavy-duty ZEVs and supporting infrastructure.
- Identifies hydrogen fueling station gaps for light-duty fuel cell electric vehicles through Assembly Bill (AB) 8, in collaboration with CEC.
- Provides incentives for electricity dispensed at residential locations, and for electricity and hydrogen dispensed at non-residential refueling stations, ZEV infrastructure development, and for the purchase or lease of eligible electric vehicles.

Governor's Office of Business and Economic Development (GO-Biz)



GO-Biz leads serves as the State of California's leader for job growth and economic development efforts. GO-Biz offers a range of services to business owners including: attraction, retention and expansion services, site selection, permit assistance, regulatory guidance, small business assistance, international trade development, and assistance with state government.

- Leads the State's Interagency ZEV Task Force and oversees the development and implementation of the ZEV Action Plan.
- Is assessing compliance with AB 1236, and works with communities to streamline permit processes.

California Energy Commission (CEC)



The State Energy Resources Conservation and Development Commission, also known as the CEC, is the State's primary energy policy and planning agency. It has seven core responsibilities, including transforming transportation. Its investments include electric vehicle charging infrastructure and hydrogen refueling stations, as well as innovation in medium- and heavy-duty advanced technology vehicles. The CEC is also investing in workforce training in cleaner transportation technologies.

- Administers the Clean Transportation Program—previously known as the Alternative and Renewable Fuel and Vehicle Technology Program (ARFVTP)—and invests up to \$100 million per year to promote accelerated development and deployment of advanced transportation and fuel technologies.
 - Funds the California Electric Vehicle Infrastructure Project (CALeVIP) that provides guidance and funding for local governments and organizations to develop charging station incentive projects.
 - Assesses electric charging infrastructure needs of the off-road, light-, medium-, and heavy-duty sectors in response to AB 2127, in collaboration with CARB and CPUC.
 - Is funding an initial network of 100 hydrogen refueling stations through AB 8, in collaboration with CARB and GO-Biz.
 - Has funded two renewable hydrogen production projects, and may fund additional projects in the future.
 - Funds ZEV regional readiness plans.
 - Provides funds for the training and development of California's alternative fuel workforce and ZEV-related manufacturing.

- Administers the School Bus Replacement Program that replaces dirty diesel school buses with cleaner technology including zero-emission, and helps support the installation of necessary fueling infrastructure.
- Assessing equity distribution of electric charging stations in response to Senate Bill (SB) 1000.
- Assesses the timing and costs of establishing the 100 hydrogen refueling station network jointly with CARB.
 - Is preparing an update to the California Vehicle-Grid Integration Roadmap (expected in 2019), in coordination with other State agencies.

California Public Utilities Commission (CPUC)



CPUC is the State agency in charge of regulating electric, natural gas, telecommunications, water, railroad, rail transit, and passenger transportation companies. The CPUC protects consumers and ensures the provision of safe, reliable utility service and infrastructure at reasonable rates, with a commitment to the environment and the economy. Because the CPUC regulates the investor-owned electric utilities, it guides and oversees their transportation electrification projects, including investments in ZEV infrastructure for residential and workplace charging, as well as the medium- and heavy-duty sectors, and implementing new electric vehicle rate structures.

- Overseeing utility programs to install electric vehicle charging infrastructure for light-, medium-, and heavy-duty applications.
- Overseeing an evaluation of the results of the SB 350 programs the CPUC authorized in 2018.
- Developing and enabling operational strategies and rate designs supportive of transportation electrification that both protect against negative grid impacts, and minimize costs in response to SB 350 and SB 1000, in collaboration with CEC and CARB.
- Considering approaches to help mitigate or manage demand charges for high power uses such as electric buses and trucks, fast chargers, transit systems, hydrogen production, and freight movement.
- Exploring vehicle-to-grid integration (VGI) through pilots to develop standards, and to ensure harmonization across utility territories.

California Department of Transportation (Caltrans)



Caltrans manages more than 50,000 miles of California's highway and freeway lanes, provides inter-city rail services, permits more than 400 public-use airports and special-use hospital heliports, and works with local agencies. Caltrans carries out its mission of providing a safe, sustainable, integrated and efficient transportation system to enhance California's economy and livability, with six primary programs: Aeronautics, Highway Transportation, Mass Transportation, Transportation Planning, Administration, and the Equipment Service Center.

- Provides incentives for the purchase of ZEVs and other clean technology by transit agencies, including installation of ZEVs, and supporting infrastructure through the Low Carbon Transit Operations Program and Transit, and Intercity Rail Capital Program.
- Installing DC fast chargers throughout state at highway rest stops and other strategically located Caltrans properties, and exploring locating hydrogen fueling stations on Caltrans properties, in collaboration with CEC, CARB, GO-Biz.
- Exploring providing land for public transit agencies or fleets to build ZEV infrastructure.
- Increasing visibility of ZEV infrastructure through signage.
- Provides Sustainable Transportation Planning Grants to encourage local and regional planning that furthers State goals, including transportation electrification.

California Building Standards Commission (CBSC)



CBSC oversees development, adoption, approval, publication and implementation of California's building codes. These building codes serve as the basis for the design and construction of buildings in California.

- Proposes California Green Building Standards Code (CALGreen) standards for non-residential structures, which includes EV-capable building standards.

California Department of Housing and Community Development (HCD)



HCD administers grants and loans that create rental and homeownership opportunities for all, manages the titling and registration of mobile homes, plays a critical role in the housing planning process, and protects the health and safety of Californians by enforcing standards for housing construction.

- Proposes California residential building standards, including EV-charging standards in the CALGreen Code.

California's Division of the State Architect (DSA)



DSA provides design and construction oversight for K-12 schools, community colleges, and various other state-owned and state-leased facilities to ensure that they comply with all structural, accessibility, and fire and life safety codes.

- Proposes CALGreen standards for public K-12 schools and community colleges.
- Proposes California Building Code accessibility standards for EV charging stations in order to ensure accessibility by individuals with disabilities to public buildings, public accommodations, commercial buildings, and public housing in order to clearly convey the construction requirements to station developers, building owners, and local building departments.
- Provides training and outreach regarding EVCS accessibility requirements to local government building officials and administrators, as well as architectural and building official professional organizations.

California Department of Food and Agriculture (CDFA)



The Division of Measurement Standards (DMS) of the CDFA is responsible for ensuring the accuracy of commercial weighing and measuring devices, verifying the quantity of both bulk and packaged commodities, and enforcing the quality, advertising, and labeling standards of multiple products, including most conventional and zero-emission transportation fuels.

- Overseeing the quality, dispenser accuracy, and advertising of fuel sold at hydrogen and electricity refueling retail facilities.
- Developing hydrogen contamination detectors in collaboration with the U.S. Department of Energy.

California's Department of General Services (DGS)



DGS serves as business manager for the State. DGS provides a variety of services to the State agencies through procurement and acquisition solutions, real estate management and design, environmentally friendly transportation, and more. DGS leads by example with respect to zero-emission vehicles and infrastructure, including the design and construction of electric vehicle charging infrastructure at State facilities.

- Overseeing and assisting with the State fleet light-duty annual ZEV purchase requirement of 50% by 2025.
- Overseeing and assisting with the State fleet medium- and heavy-duty ZEV purchase requirement of 15% by 2025, and 30% by 2030.
- Continuing to expand the number of ZEVs available on State contracts, including medium-, and heavy-duty ZEVs, and providing the option of leasing and/or financing these ZEVs.
- Leading State agencies efforts to install workplace charging in at least 5% of parking spots at State facilities.
- Supporting State agencies in their efforts to install ZEV infrastructure to meet their fleet needs.

California's Department of Motor Vehicles (DMV)



DMV's two primary functions are to license California's 26.5 million drivers, and register more than 34.7 million vehicles. In addition, DMV maintains and oversees many other functions, including maintaining records of accidents and convictions of licensed drivers; issuing identification cards for individuals; licensing and regulating driving and traffic violator schools; licensing and regulating vehicle manufacturers, transporters, dealers, distributors, vehicle salespeople, and dismantlers; collecting revenues, and regulating autonomous vehicles.

- Administers the Clean Air Vehicle Decal Program; a non-monetary incentive exempting new light-duty ZEVs and PHEVs from occupancy requirements to access carpool lanes, in collaboration with CARB.
- Is establishing a new component to the Clean Air Vehicle Decal Program for used ZEVs and other eligible vehicles bought by residents at or below 80 percent of the State median income per SB 957 (Lara, Chapter 367, Statutes of 2018) that will begin in early 2020.

- Will collect a \$100 annual registration fee for ZEVs and PHEVs starting in 2020 per SB 1 (Beall, Chapter 5, Statutes of 2017) in order to ensure these vehicles contribute to road construction and maintenance costs.

California Pollution Control Financing Authority (CPCFA)



CPCFA provides low-cost innovative financing to California businesses with an objective of making California more economically prosperous and environmentally clean.

- Provides loans for the design, development, purchase and installation of charging stations at small businesses through the California Capital Access Program (CalCAP) Electric Vehicle Charging Station Financing Program.

California Alternative Energy and Advanced Transportation Financing Authority (CAEATFA)



CAEATFA works collaboratively with public and private partners to provide innovative and effective financing solutions for California's industries, assisting in reducing the State's greenhouse gas emissions by increasing the development and deployment of renewable energy sources, energy efficiency, and advanced transportation and manufacturing technologies to reduce air pollution, conserve energy, and promote economic development and jobs.

- Provides sales and use tax exclusion for qualified manufacturers of advanced transportation products, component, or systems, including for ZEVs.

Governor's Office of Planning and Research (ORP)



The Office of Planning and Research (ORP) serves the Governor and his Cabinet as staff for long-range planning and research, and constitutes the comprehensive state planning agency.

- Generates resources for local jurisdictions and community leaders, such as the [ZEV Community Readiness Guidebook](#).

California Strategic Growth Council (SGC)



**CALIFORNIA
STRATEGIC
GROWTH
COUNCIL**

SGC was established to coordinate State agency activities in supporting the planning and development of sustainable communities. SGC also administers a suite of grant programs funded through the California Climate Investments—a Statewide initiative that puts billions of Cap-and-Trade dollars to work reducing greenhouse gas emissions while providing a variety of other impactful benefits—particularly in disadvantaged communities.

- Administers the Transformative Climate Communities (TCC) Program, which funds development and infrastructure projects that achieve major environmental, health, and economic benefits in California’s most disadvantaged communities, including projects with zero-emission transportation components.

California Workforce Development Board (CWDB)



CWDB is responsible for the oversight and continuous improvement of the workforce system in California, which encompasses a wide array of work, including: policy development; workforce support and innovation; performance assessment, measurement, and reporting. CWDB’s workforce development efforts span all economic sectors, including transportation- and freight-related industries.

- Provides policy guidance to State agencies looking to integrate workforce development in ZEV-related programs and procurement. CWDB’s High Road Training Partnerships initiative includes investments in ZEV-related industries (public transit, freight/trucking and cargo-handling).
- Supports the transportation infrastructure workforce through its High Road Construction Careers initiative.

Employment Training Panel (ETP)



Employment Training Panel

ETP provides funding to employers to assist in upgrading the skills of their workers through training that leads to good paying, long-term jobs.

- Provides funding to train employees in zero-emission vehicle and infrastructure manufacturing, installation, maintenance, and repair skills, in collaboration with CEC.