



# LIGHT DUTY VEHICLE E-CERT APPLICATION LOADER

Data Development Services Section  
On Road Light Duty Certification Section

Mina Fanous  
July 31, 2013

## Agenda

- E-Cert LDV History
- The LDV XML Schema
- Tools for Creating an XML File
- Business Rules
- E-Cert Application Loader
- Timeline

## E-Cert LDV History

- January 2008
  - Workshop introducing E-Cert LDV.
- January 2013
  - Workshop describing new LDV data requirements.
  - Individual workshops with associations and manufacturers.
- June 2013
  - Finalized LDV data requirements with industry.
- Today
  - Demonstrating loading an application to E Cert.

## The LDV XML Schema

- Available for download at:  
<http://www.arb.ca.gov/msprog/arbectert/arbectert.htm>
- The XML schema defines rules and structure for an XML file. The XML schema is used to validate an XML file.
  - E Cert will only accept valid XML files.
- All XML files must be complete
  - XML files with partial information will not be accepted.
  - The LDV Data Requirements document details required versus optional fields. Also identifies fields that are required for a specific vehicle type and fuel category.
  - User guides also illustrate fields required for each vehicle type and fuel combination.

## Tools for Creating an XML File

### ● InfoPath

- Available for download at:  
<http://www.arb.ca.gov/msprog/arbcert/arbcert.htm>
- Performs inline validation against the XML schema as you fill in the form.

### ● Custom Systems

- Please use the XML schema to validate the data in the XML files.

## Business Rules

### Registration

### ● Manufacturers

- Register with CARB to certify vehicles. (ARB Certification Administrative Requirements: <http://www.arb.ca.gov/msprog/onroad/cert/ldctp/ldctp.htm>)
- Will receive a CARB manufacturer code.
  - This code is required for submitting applications.

### ● Users

- Contact your certification representative to register.
- Two types of accounts: CERT and EO.
  - CERT: These users can submit applications to E Cert.
    - Receive an email with your account password.
  - EO: This user will receive the actual signed Executive Order.
- Must be registered prior to submitting an application.
- Can only submit applications for the manufacturer and vehicle categories which they are registered.

## Business Rules

### XML Application Rules

- First application submission for a new test group in a new model year must have an application type of **“NEW”**.
  - Only one **NEW** application will be accepted per test group.
- Acceptable application types for subsequent submissions:
  - **Correction**: Pertains to applications with corrections to the initial application submitted.
  - **Running Change**: Production changes (both emission and non emission related) to the original certified vehicle/engine configurations.
  - **Field Fix**: A way to modify/change in use certified vehicle/engine configurations (both emission and non emission related).
- Only one test group per application.

## Business Rules

### File Naming Convention

- File Naming Convention:
  - **<CARB\_MFR\_CODE> LDV <TEST\_GROUP>.xml**
  - Consists of 3 parts
    1. **<CARB\_MFR\_CODE>**:
      - The CARB manufacturer code that was assigned to your manufacturer.
    2. **LDV**
      - This will remain the same for each file. LDV {PC, LDT, MDV}
    3. **<TEST\_GROUP>**
      - This is the name of the test group for the particular application.
  - Everything is **bold italics** is what should be changed.
  - Example: **ABCD LDV FABXV09.3CDZ.xml**

# E-CERT APPLICATION LOADER

## Login Page



LOGIN

User ID

Password

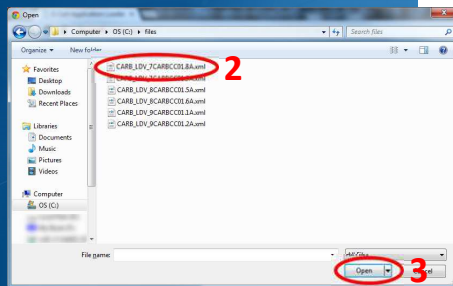
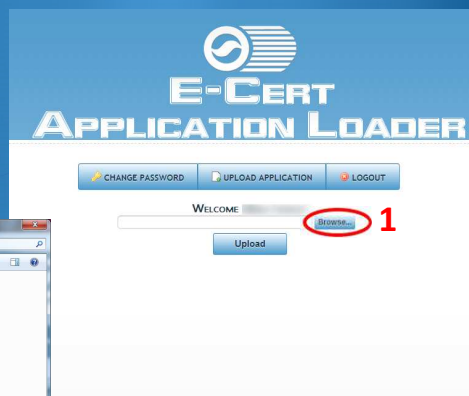
Login

[Forgot your password?](#)

# E-CERT APPLICATION LOADER

## Selecting Files

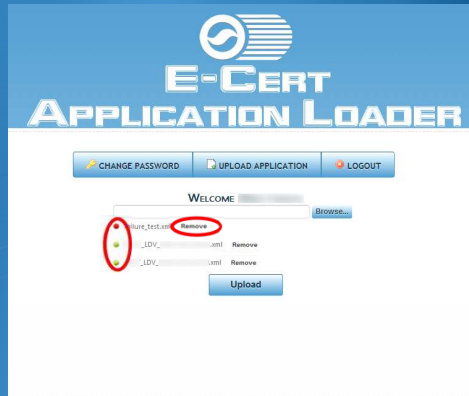
- Upload Application Page
  1. Click **Browse**.
  2. Select an XML file.
  3. Click **Open**.



# E-CERT APPLICATION LOADER

## Adding & Removing Files

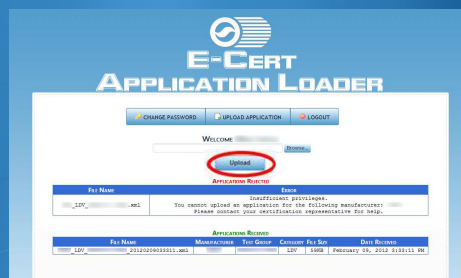
- Repeat steps 1 through 3 to **add** additional files.
- Click the **Remove** button next to a file to remove it.
- Green & Red Indicators**
  - Green:** The application meets the naming convention.
  - Red:** The application does not meet the naming convention.



# E-CERT APPLICATION LOADER

## Loading Files

- Click the **Upload** button to submit the file(s) to CARB.
- Results**
  - Indicated on the **screen**.
  - A **confirmation email** will also be sent.



Dear [REDACTED],  
This is an automated e-mail message from CARB's E-Cert System. Please Do NOT Reply To This E-mail.

Listed below is the result from the application submittal from your most recent session at February 07, 2012 4:53:43 PM.

FILE NAME	APPLICATION RECEIVED	ERROR
aire_test.xml		Insufficient privileges. You cannot upload an application for the following manufacturer: Please contact your certification representative for help.

FILE NAME	MANUFACTURER	TEST GROUP	CATEGORY	FILE SIZE	DATE RECEIVED
_LDV_20120207044119.xml			LDV		February 07, 2012 4:41:19 PM

Please contact your assigned certification staff for review status.

From:  
CARB's E-Cert System

# E-CERT APPLICATION LOADER

## Live Demo

## Timeline

- Voluntary testing will begin August, 2013
  1. Register with CARB.
    - Email Seong Kim: [skim@arb.ca.gov](mailto:skim@arb.ca.gov)
  2. Generate an XML file.
  3. Load the application through the website.
    - Testing will last one month.
      - All test data will be deleted.
- Voluntary applications received in October, 2013 will be officially processed.
- Mandatory submittals begin with the 2016 model year applications.

## Contact Information

- Certification Support

- **Seong Kim (LDV)**: 626 450 6164, skim@arb.ca.gov
- **Duc Nguyen**: 626 575 6844, dnguyen@arb.ca.gov

- Technical Support

- **Mina Fanous**: 626 575 6867, mfanous@arb.ca.gov
- **Dilip Patel**: 626 450 6141, dpatel@arb.ca.gov

## Questions & Answers