

ARB's Study of Emissions from "Late-model" Diesel and CNG Heavy-duty Transit Buses: *Toxic Compounds and PM Emissions*



**Alberto Ayala, Norman Kado,
Robert Okamoto, and Paul Rieger**

Technical Collaborators:

Dr. B. Holmen (UCD), Dr. L. Zafonte, Dr. M. Gebel, H. Porter (CAVTC), K. Stiglitz (CAVTC), F. Gonzalez (CAVTC), P. Kuzmicky (UCD), Reiko Kobayashi (UCD), K. Sahay, G. Gatt, N. Verma, C. Maddox, Dr. B. Dharmawardhana, Dr. S. Paulson (UCLA)

Briefing # 2 Content

RESULTS:

- Speciation of Gas-Phase Hydrocarbons
- Carbonyl Compounds
- Organic and Elemental Carbon and Elemental Composition of PM
- Phase distribution of PAH's
- Mutagenicity: Ames Bioassay Analysis
- *Emission Factors Summary Table*

Project Update

- *Majority of results already in ...*
- Remaining PAH results expected early '02
- Remaining bioassay results expected early '02
- ELPI results expected Dec '01

Test Fleet

	<u>“CNG”</u> <u>“CNG re-test”</u>	<u>“Diesel</u> <u>(OEM)”</u>	<u>“CRT”</u>
<i>Model</i>	2000 DDC Series 50G	1998 DDC Series 50	1998 DDC Series 50
<i>Aftertreatment</i>	None	OEM Catalyzed Muffler	CRT™
<i>Fuel</i>	CNG	ECD-1	ECD-1
<i>Odometer</i>	19,629	15,169	15,569
<i>Weight</i>	33,150 lbs	30,510	30,510

- Los Angeles County Metropolitan Transit Authority fleet
- 8.5 liter, 4-stroke, turbocharged, 4-cylinder, New Flyer Low 40 passenger transit buses


NOTE: CNG retest fuel sample below specification

Toxic Gas-Phase HC's - Sampling Methodology

Target Analytes

- 1,3-Butadiene - Benzene
- Toluene - Ethylbenzene
- m,p-xylene - o-xylene
- Styrene

Tedlar Bag Collection

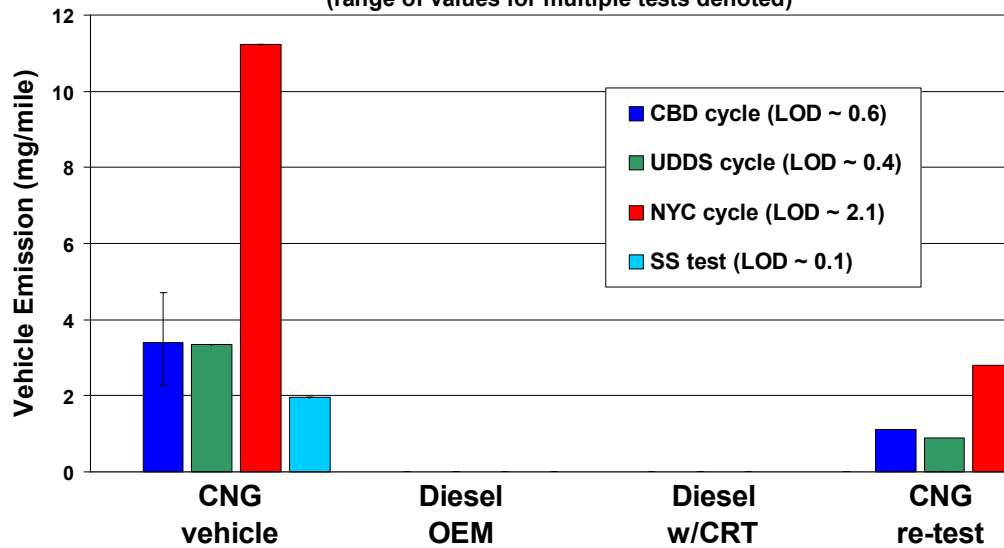


On-site GC-FID's



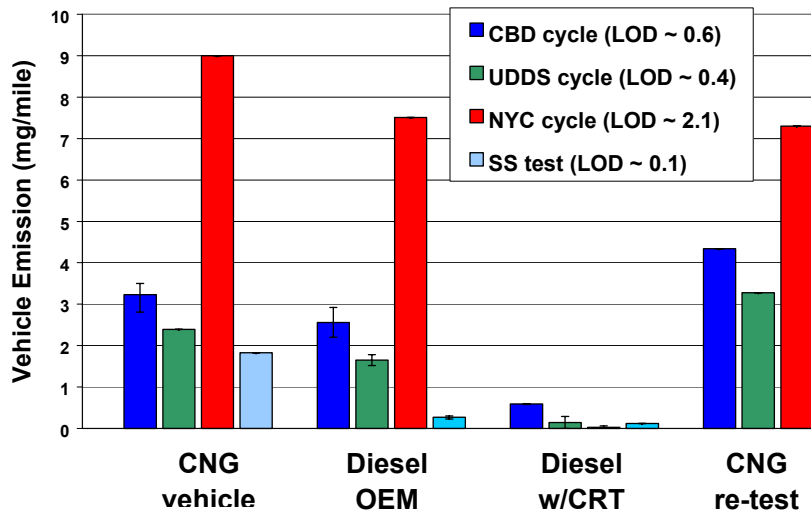
1,3-Butadiene Vehicle Emission

(range of values for multiple tests denoted)



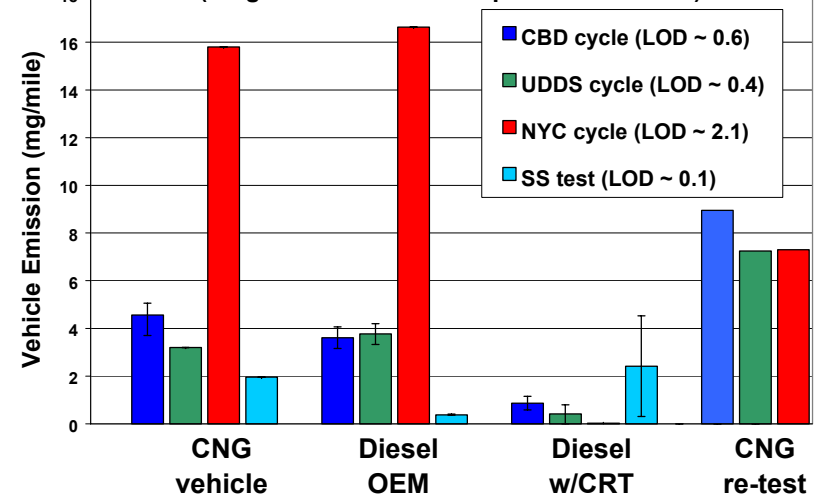
Benzene Vehicle Emission

(range of values for multiple tests denoted)



Total BTEX Vehicle Emission

(range of values for multiple tests denoted)



Carbonyl Compounds


Sampling Methodology and Analysis

- Collection on DNPH cartridges
- High-precision Liquid Chromatography Analysis

Target Analytes

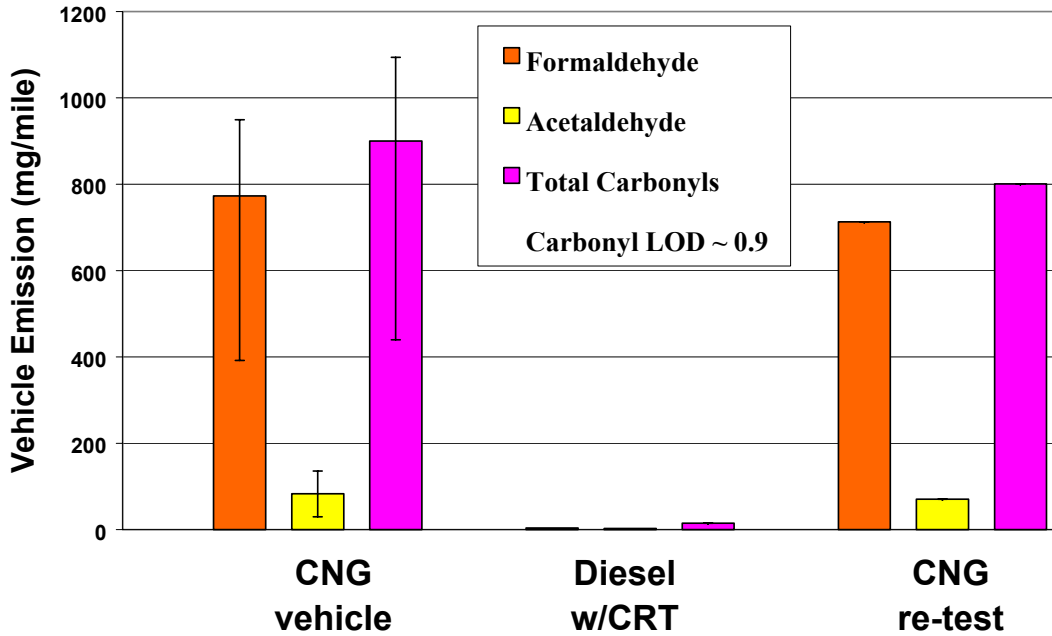
- | | |
|-----------------------|------------------|
| - Formaldehyde | - Acetaldehyde |
| - Acetone | - Acrolein |
| - Propionaldehyde | - Crotonaldehyde |
| - Methyl ethyl ketone | - Methacrolein |
| - Butyaldehyde | - Benzaldehyde |
| - Valeraldehyde | - M-tolualdehyde |
| - Hexanal | |

Aldehydes Bench



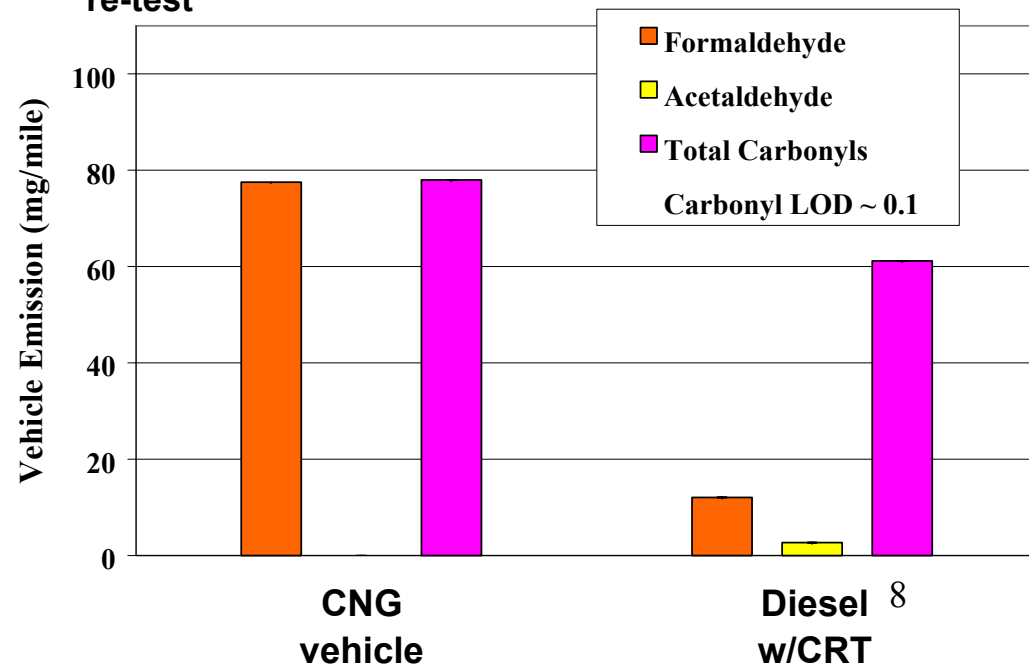
Carbonyl Emission for CBD Cycle

(range of values for multiple tests denoted)

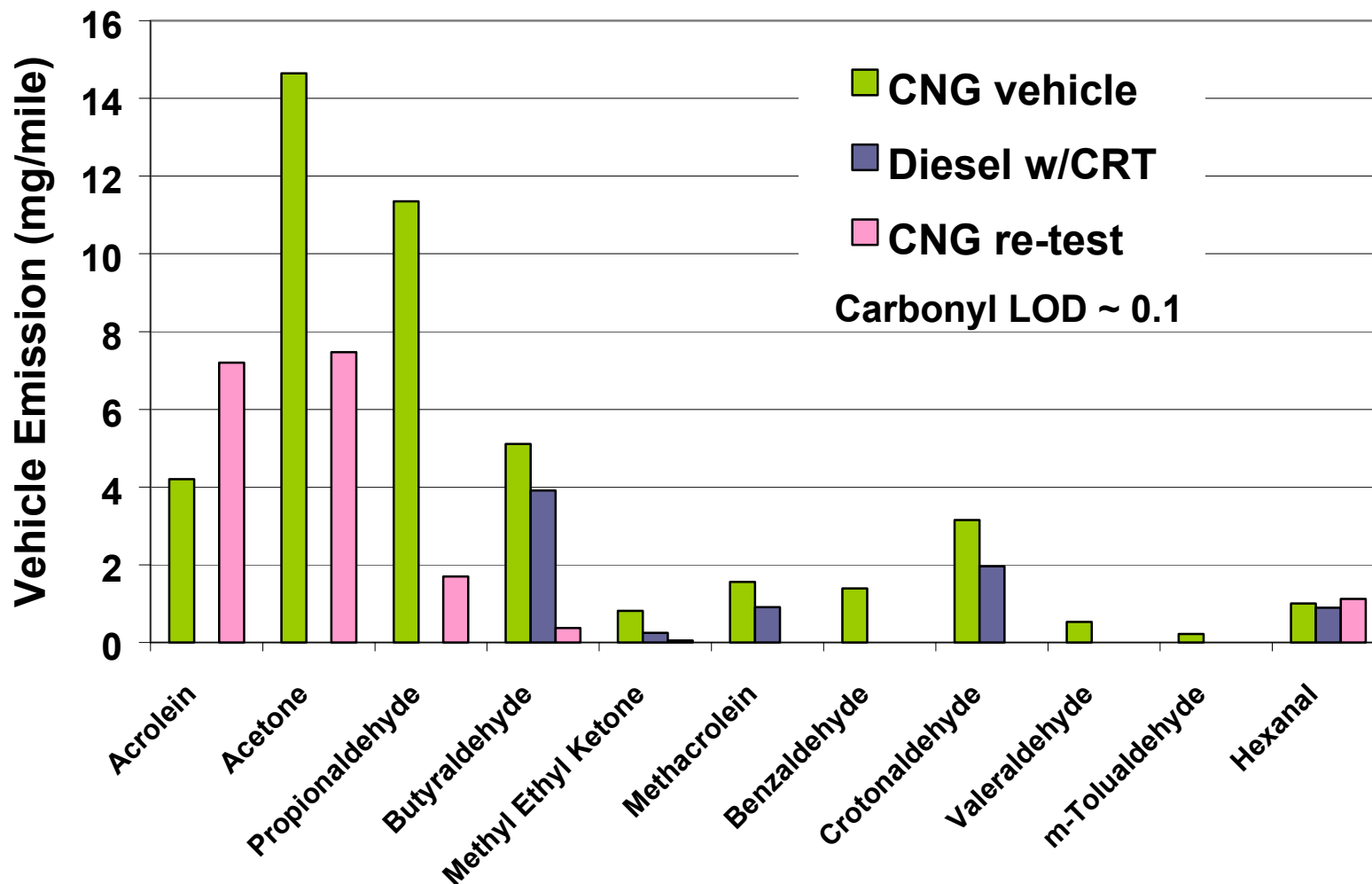


Carbonyl Emission for SS tests

(range of values for multiple tests denoted)



Additional Carbonyls for CBD Cycle



EC/OC and Elemental Analysis

EC/OC Procedure


- Quartz-Filter
Collection of PM
- DRI/IMPROVE
Optical/Thermal
Analysis

Elemental Analysis

- Teflon-Filter
Collection of PM
- X-ray Fluorescence

Primary Dilution Tunnel

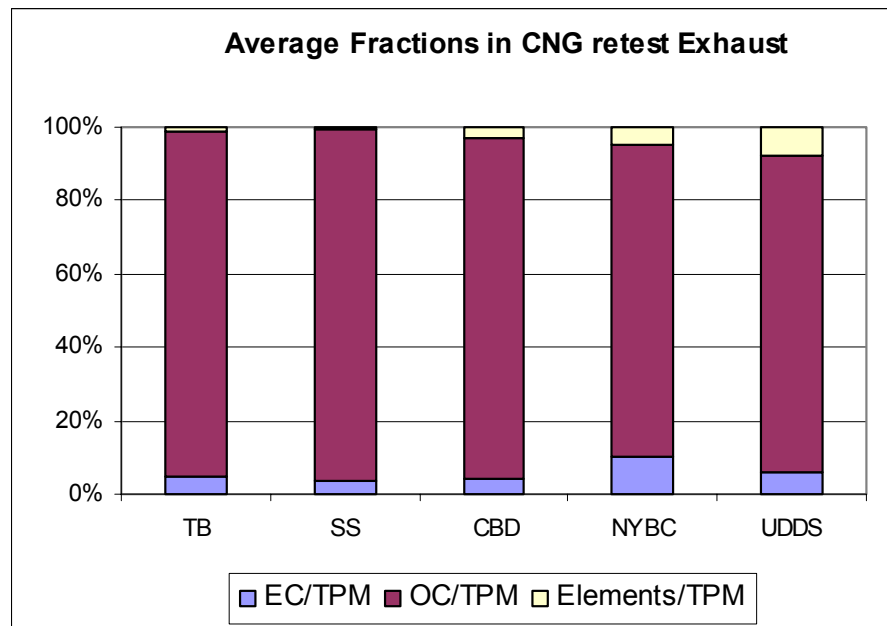
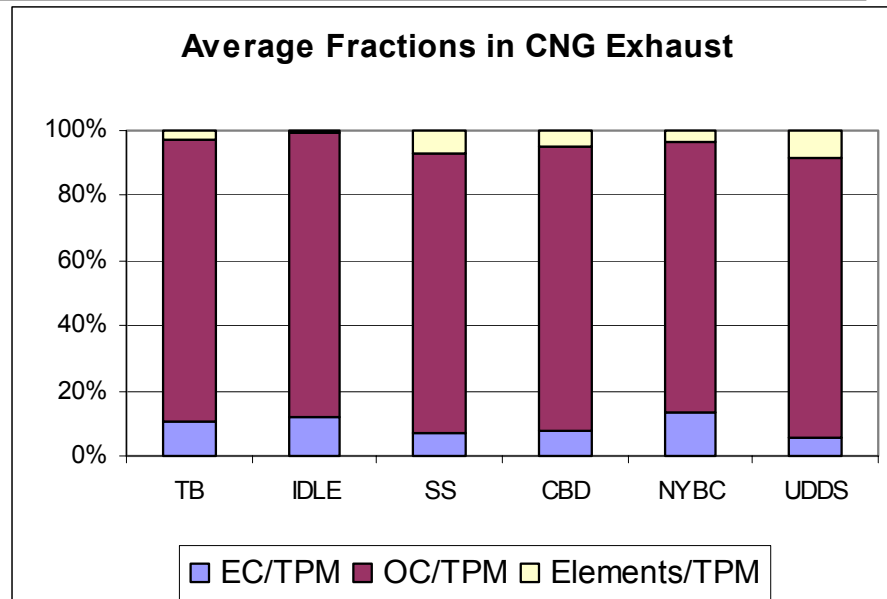
Sampling Probes



Average Composition of PM

- OC dominates CNG PM composition across all cycles
- Similar tunnel blank composition

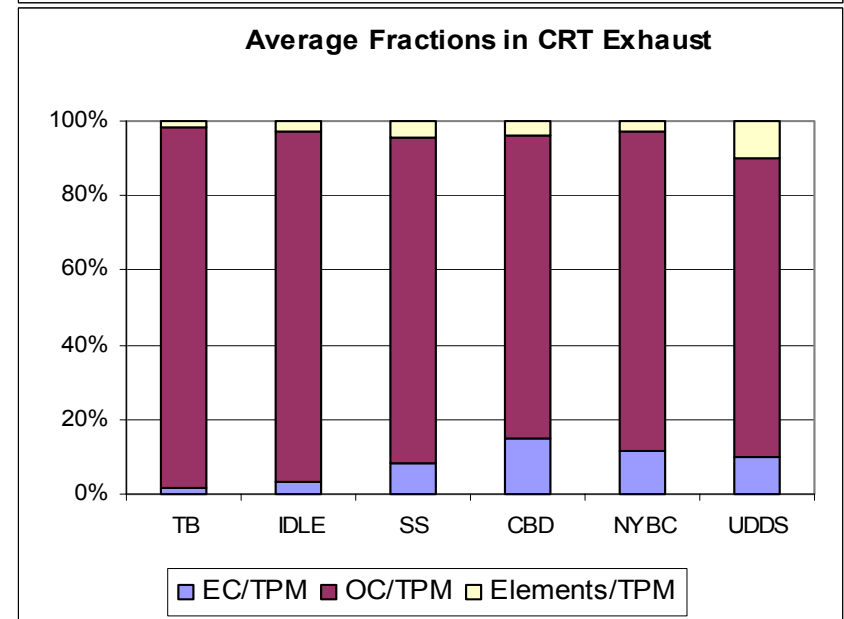
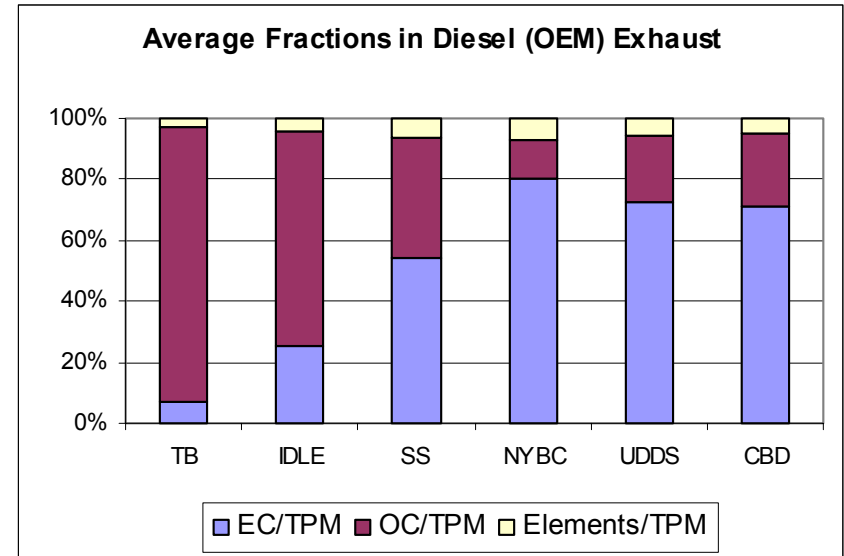
*NOTE: TPM=Total PM=
EC+OC+Elements*



Average Composition of PM (cont'd)

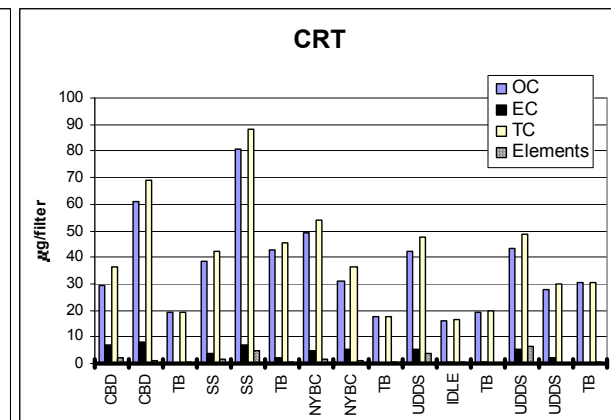
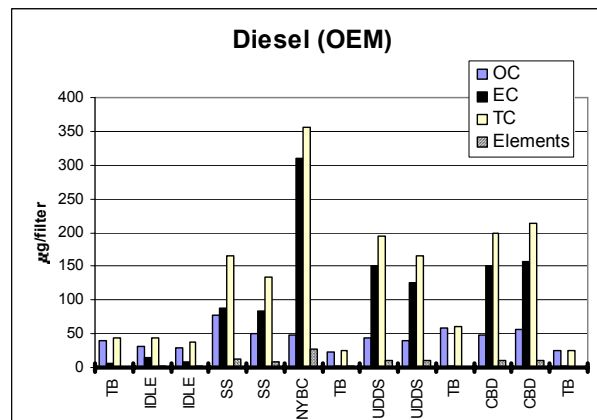
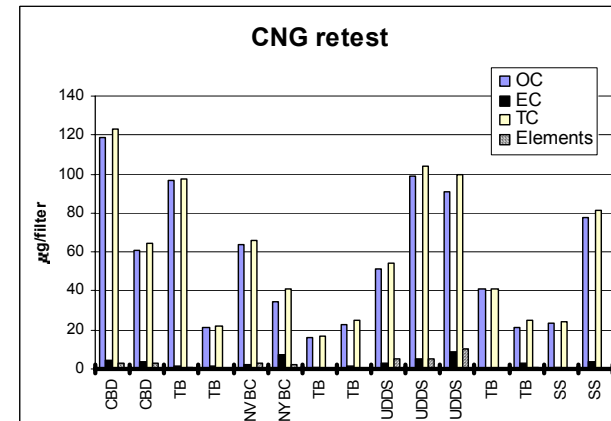
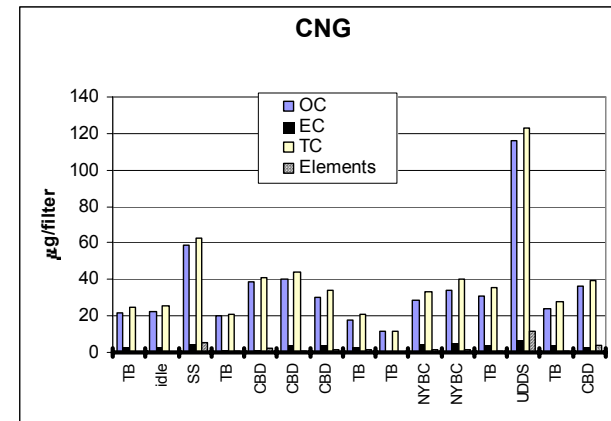
- EC/OC fraction in Diesel (OEM) PM shows strong cycle dependence
- OC dominates CRT PM composition across all cycles

*NOTE: TPM=Total PM=
EC+OC+Elements*



EC/OC/Elements-Total Emissions

- EC/OC/Elements fractions show cycle dependence and variability
- In general, emissions:
 Diesel (OEM) > CNG > CRT
 TB ~ Idle < other cycles

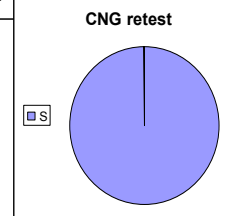
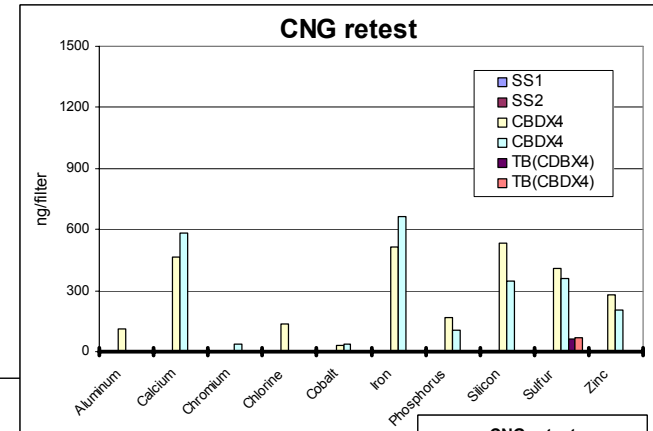
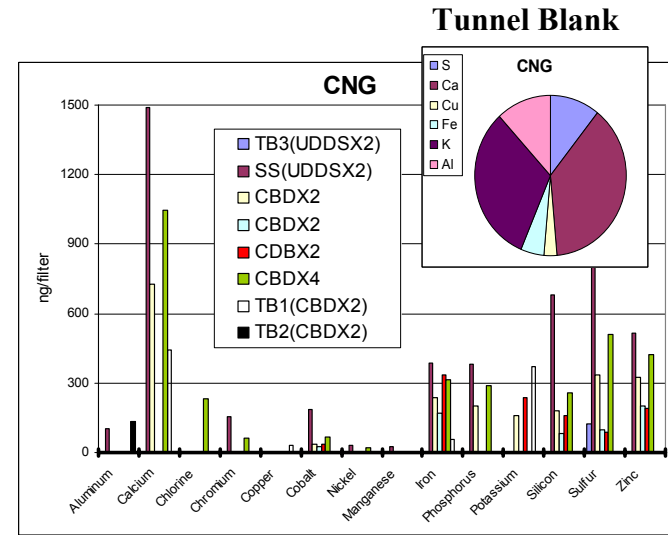
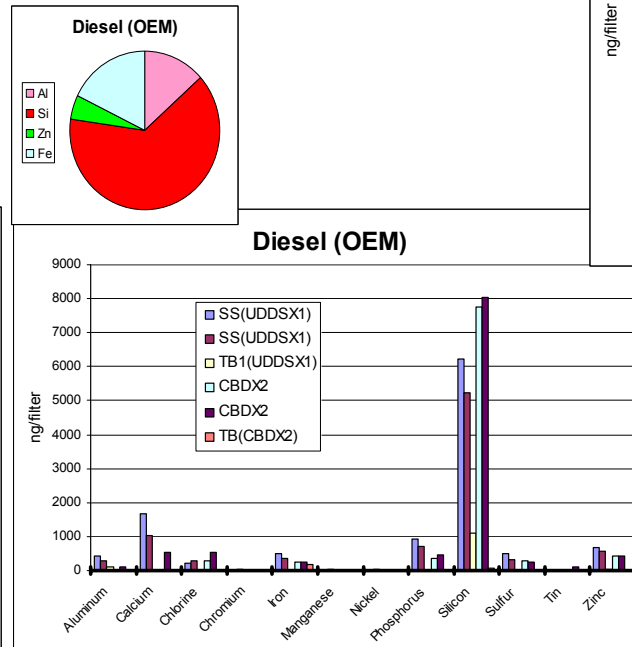
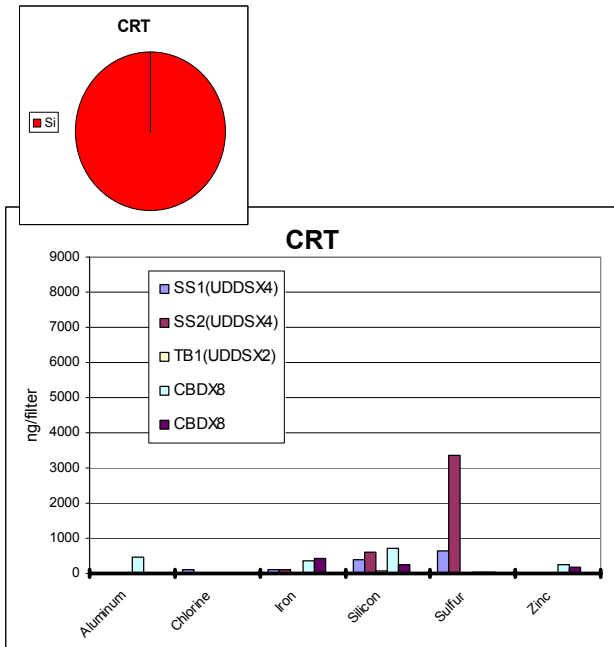


NOTE: Cumulative results per test sequence, not per cycle

Elemental Analysis Results

- Ca, Cl, P, Zn, S are oil components
- Fe from engine wear
- Si source unknown
- Si emissions: Diesel (OEM) >> CNG ~ CRT
- In general, TB << SS and CBD

NOTE: Cumulative results per test sequence, not per cycle



Polycyclic Aromatic Hydrocarbons

TARGET PAHS

Particle Associated PAHs

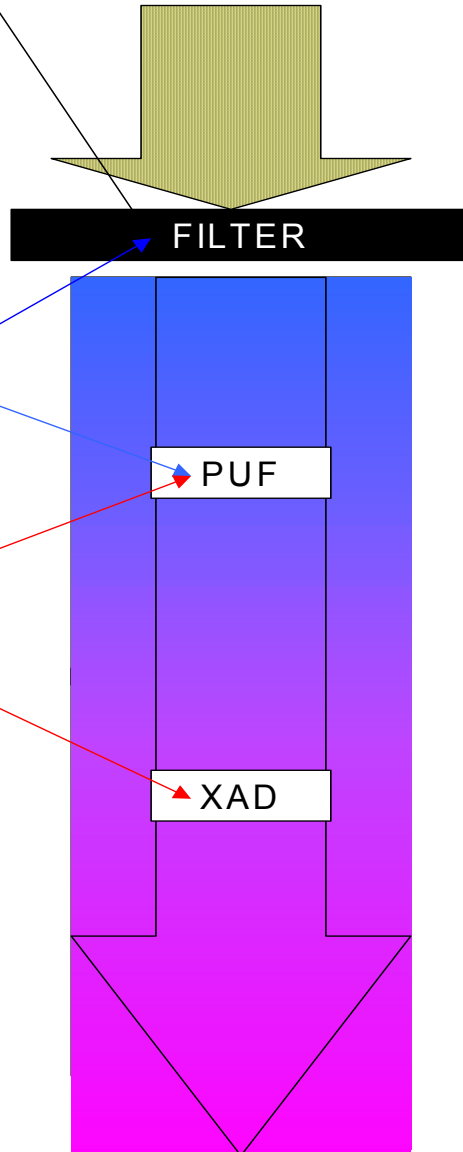
Benzo[ghi]perylene
 Dibenz[ah]anthracene
 Indeno[1,2,3-cd]pyrene
 Perylene
 Benzo[a]pyrene
 Benzo[e]pyrene
 Benzo[k]fluoranthene
 Benzo[b]fluoranthene
 Chrysene
 Benz[a]Anthracene

Semi-Volatile PAHs

Pyrene
 Fluoranthene
 Methyl Phenanthrene
 Anthracene
 Phenanthrene
 Fluorene

Volatile PAHs

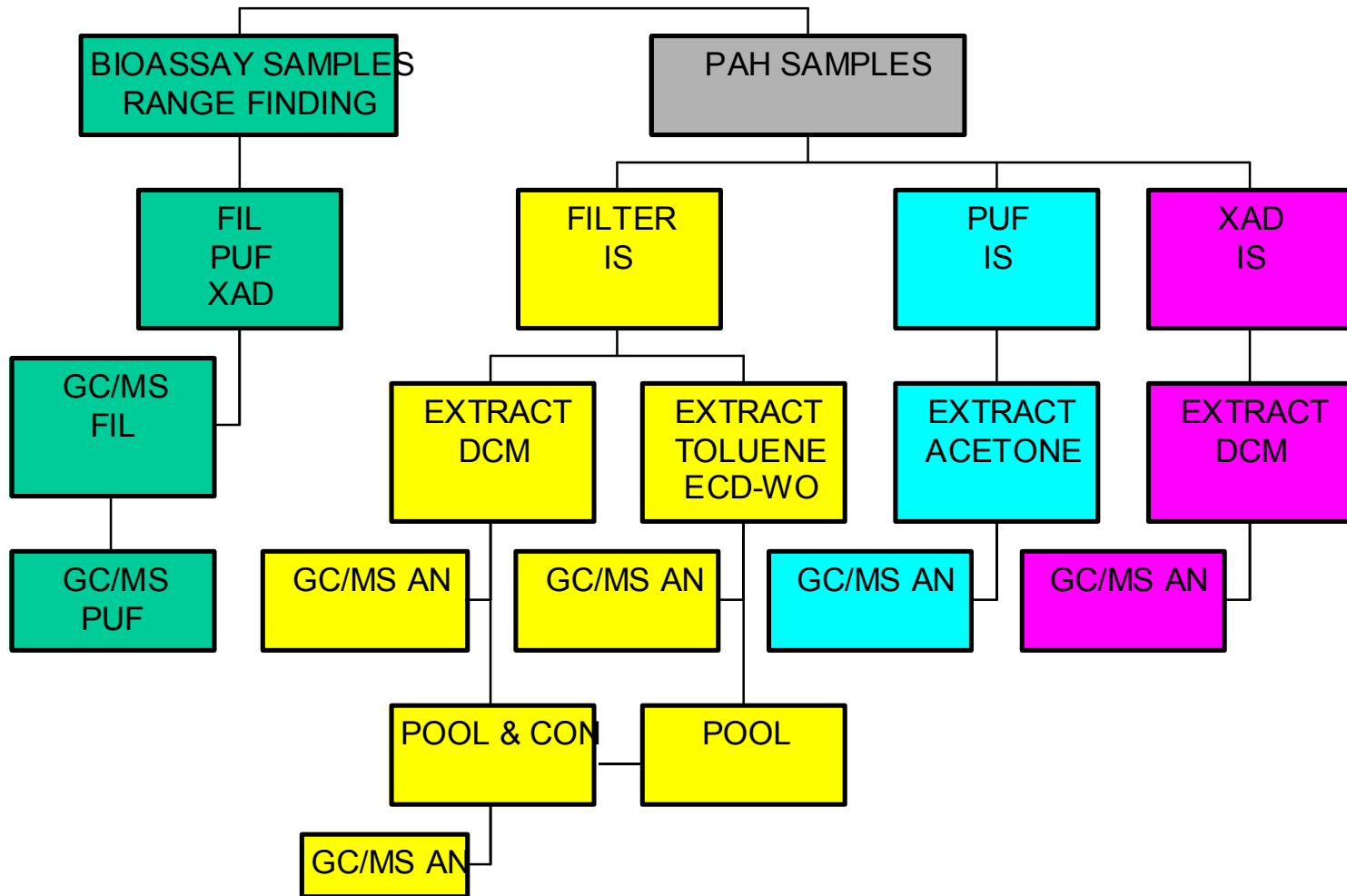
Dimethyl naphthalene
 Acenaphthene
 Acenaphthylene
 Dimethyl naphthalene
 Biphenyl
 1-methyl naphthalene
 2-methyl naphthalene
 Naphthalene



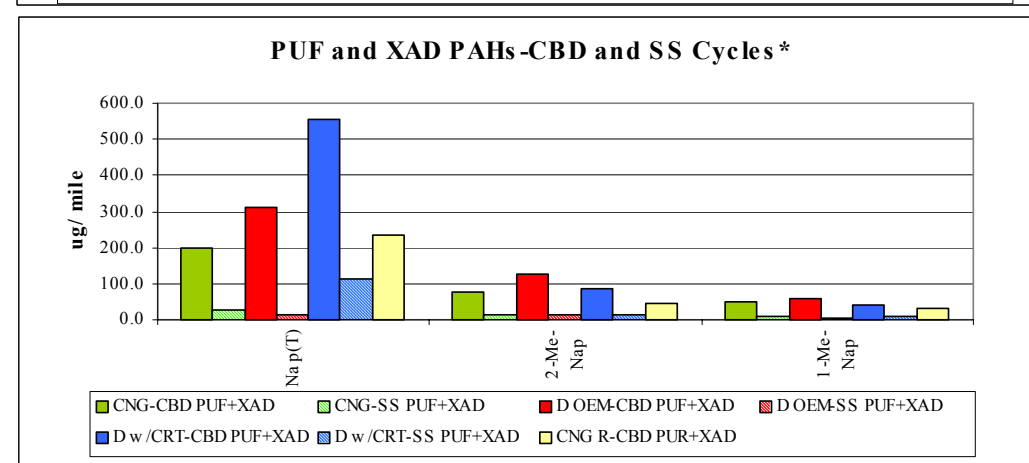
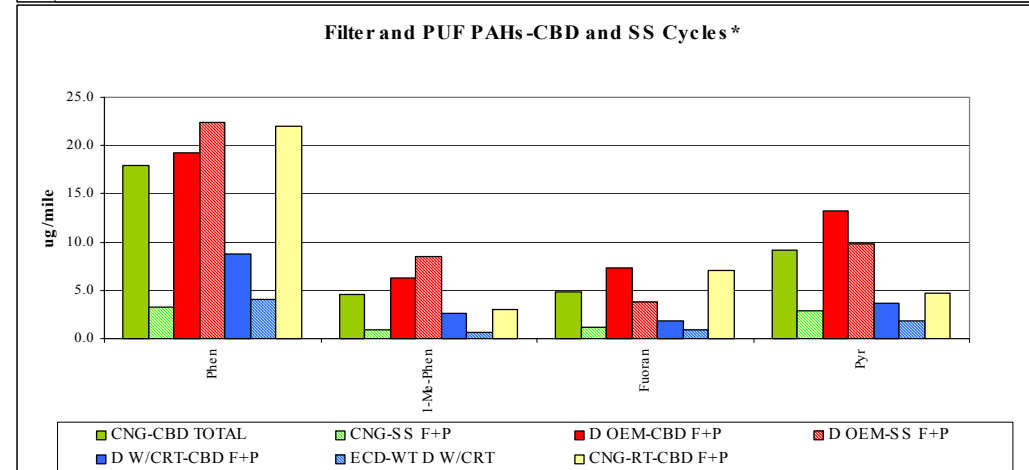
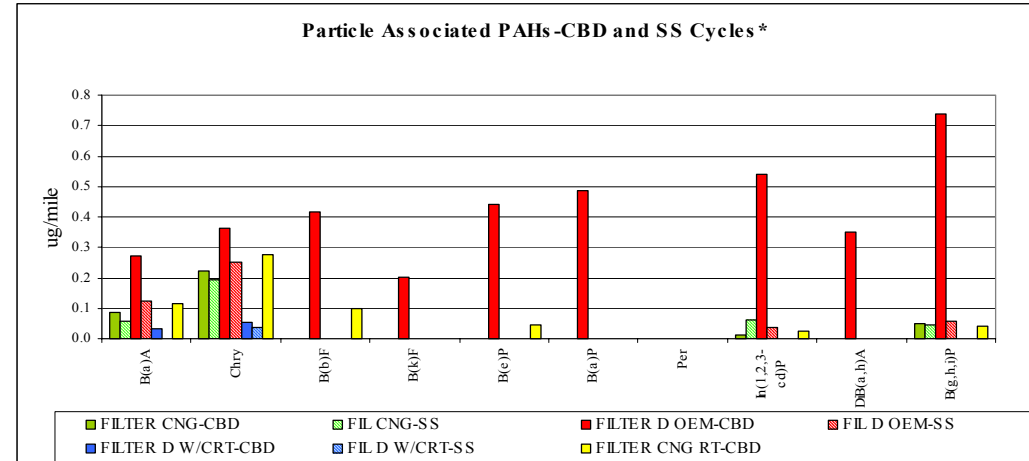
Particle Associated PAH's	OEHHA Unit risk for cancer by inhalation per million (ug/m3)E-1
Benz[a]anthracene	
Chrysene	11
Benzo[b]fluoranthene	110
Benzo[k]fluoranthene	110
Benzo[a]pyrene	1100
Dibenz[ah]anthracene	1200

Expected PAH phase distribution in ambient and CARB diesel exhaust samples

PAH ANALYSIS



*All results not corrected for tunnel blanks and XAD values corrected for background contamination



•CBD and SS Results PAHs in PM

- Diesel (OEM)-Most PAHs Detected
- CNG CBD - Most PAHs m.w. 252 Not Detected except for BaP
- CNG SS- All PAHs m.w. 252 Not Detected
- CRT- CBD and SS Only Benz[a]anthracene and Chrysene Detected

•CBD and SS Semi-volatile PAHs

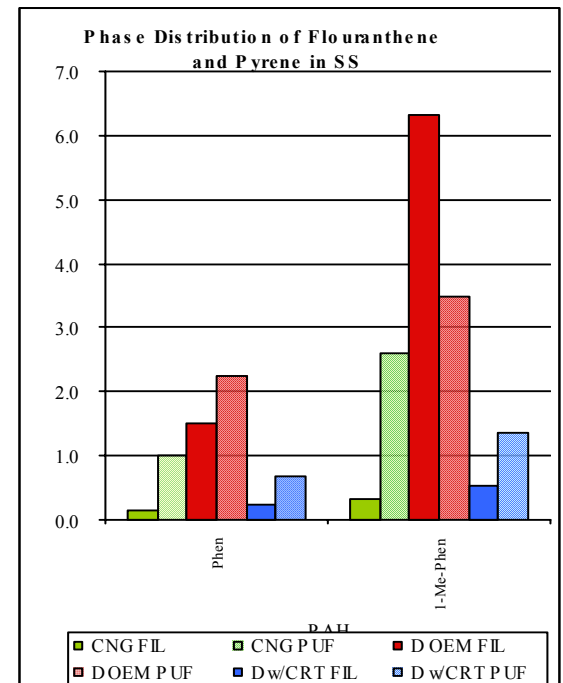
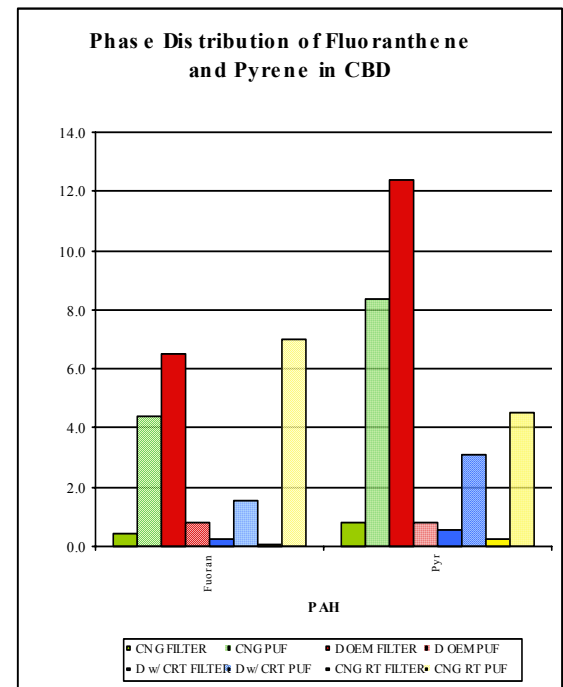
- Diesel (OEM) Generally the Highest Levels
- CNG Similar Levels to Diesel OEM
- CRT Lowest Levels

•CBD and SS Volatile PAHs

- At Similar Levels

•Fluoranthene and Pyrene Phase Distribution

- CBD Diesel(OEM)-Primarily in Filter
- SS Distributed more evenly between the Filter and PUF
- CRT and CNG-Primarily in PUF



Bioassay Analysis

Procedure

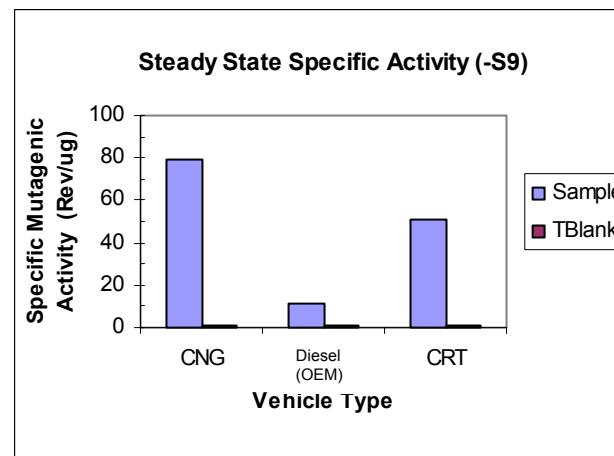
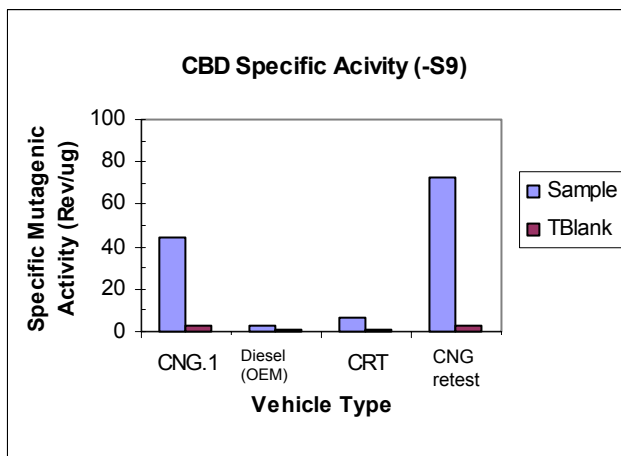
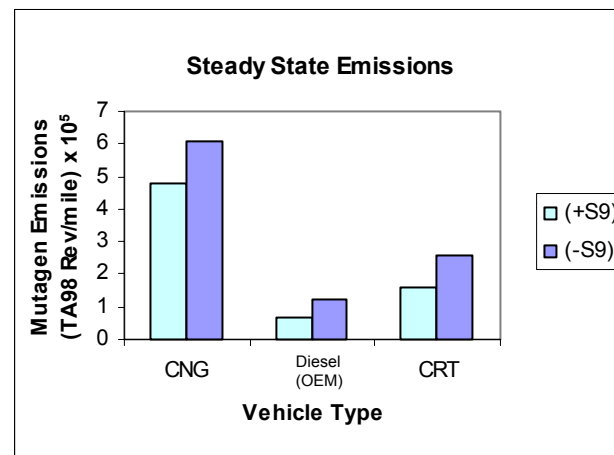
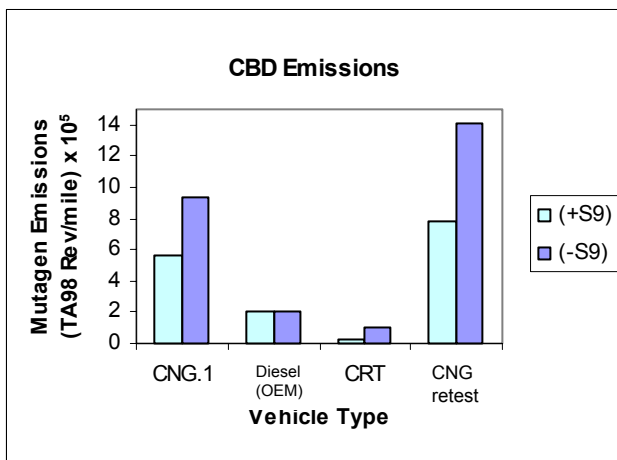
- Collection of PM on Filter
- Collection of vapor-phase on PUF
- Solvent Extraction
- Salmonella/Microsuspension procedure
- TA98 and TA 100 Tester Strains with and w/o +S9 Metabolic Enzymes

CVS Tunnel



2-stage Sampler

Mutagenicity Results



Emission Factor Summary

CBD				
	CNG emission rate mg/mi	CRT emission rate mg/mi	Diesel(OEM) emission rate mg/mi	OEHHA Unit risk for cancer by inhalation per million (ug/m3)E-1
Total PM	40.0	14.0	119.0	300*
Butadiene	3.5	0.0	0.0	170
Benzene	3.2	0.6	1.6	29
Formaldehyde	780.0	0.0	**	6
Acetaldehyde	90.0	0.0	**	2.7
<i>Total PAH's</i>	0.58	0.78	0.80	
<i>heavy</i>	0.0004	0.0001	0.0038	
<i>semi-vol</i>	0.04	0.02	0.05	
<i>volatile</i>	0.54	0.77	0.75	
B[a]a	9.0E-05	4.0E-05	2.7E-04	110
Chr	2.3E-04	5.0E-05	3.7E-04	11
B[b]f	0	0	4.1E-04	110
B[k]f	0	0	2.0E-04	110
B[a]p	***	***	4.5E-04	1100
Dib[ah]a	0	0	3.5E-04	1200
Spec.Mut. Activity**** (TA98 Rev/mi)X10E5)	9.6/6	1/2.5	2/1.2	

* For diesel total PM only from ARB TAC document

** Data not available

*** Emission factor under development

****CBD/Steady State

Challenges

- **Test Low-emission Technologies: CNG and CRT**
 - Current methodologies needed improvement or required modification
- **Emissions Testing**
 - Large Test Matrix
 - Extremely low levels of PM requiring large number of samples to be collected
 - Interferences from the Tunnel Background
- **Analytical**
 - Low levels of PM and gaseous emissions require lower detection limits
- **Logistics**
 - Short Turn-Around Time
 - Limited Resources

Meeting the Challenge

- **Developed ARB in-house Expertise**
- **Modified existing sample collection and analysis methods:**
 - For PAH's, 1) concentrated samples, 2) required different solvent to extract samples, and 3) developed a faster method to extract XAD
- **Required Pooling of Samples to Obtain sufficient Sample for analysis**

What Was Learned From This Study?

- **Not Routine...Research Effort**
- **Tunnel Background Interferences**
 - To evaluate accurately low-emission technologies will require new sampling methodologies including different types of dilution tunnels to address tunnel background interferences
- **Changes to Sampling Methodology**
 - Need samplers that can collect greater PM mass
 - Apply what was learned from this study to improve on future studies
- **Analytical Techniques**
 - Methodology for particle number/size characterization is needed
 - For PAH's, may need to develop additional clean-up procedures to eliminate interferences
 - For PAH's, automate sample preparation
 - Develop techniques that lower the Method Detection Limit

Final Remarks

Toxic Hydrocarbons and Carbonyl Compounds

- Butadiene was only detected in CNG vehicle exhaust (with 1 exception: Diesel without trap idle test).
- Generally, BTEX concentrations in CVS exhaust samples were close to ambient levels
- Generally, BTEX emission follows the order: CNG > Diesel (OEM) > CRT
- Carbonyl emissions from CNG vehicle were much higher than from CRT-equipped vehicle
- Total carbonyl emissions (by mass) from CNG vehicles are two orders of magnitude higher than BTEX and 1,3 Butadiene emissions
- CNG vehicle carbonyl emissions are dominated (>80%) by formaldehyde

Final Remarks (cont'd)

Composition of PM

- OC dominates CNG PM composition across all cycles
- Similar tunnel blank composition
- EC/OC fraction in Diesel (EOM) PM shows strong cycle dependence
- OC dominates CRT PM composition across all cycles
- EC/OC/Elements fractions show cycle dependence and variability
- Emission of EC/OC/Elements: Diesel (OEM) > CNG > CRT
- Ca, Cl, P, Zn, S are oil components
- Fe from engine wear
- Si source unknown
- Si emissions: Diesel (OEM) >> CNG ~ CRT

Final Remarks (cont'd)

PAH's and Bioassay

- Emission rates (ug/mi) for most PAH's were higher in the CBD than SS
- Emission rates for CNG retest were generally higher than CNG
- Differences were observed in the properties of PM from CNG, Diesel (OEM), and CRT
- New substrate is needed to replace XAD because of backgrounds of some PAH's approach the low PAH levels in tunnel blank and samples
- CRT PAH levels are similar levels to TB's
- Generally, CNG and Diesel (OEM) are higher than TB's
- Emissions of mutagenic compounds showed cycle dependence
- For CBD, bioassay follows: CNG > Diesel (OEM) > CRT
- For SS, bioassay follows: CNG > CRT > Diesel (OEM)

“Bottom Line” and Next Step

- *Thus far, the cumulative results in this study suggest that the “adverse” impact from emissions follows:*

Total PM Mass: Diesel(OEM)>CNG>CRT

Secondary PM: CRT>Diesel (OEM)> CNG

Particle Size/Counts: CNG>Diesel(OEM)>CRT

Toxicity/Mutagenicity: CNG>CRT~?Diesel(OEM)

- *Results show cycle dependence*
- *PM is not PM and is not PM !*

What is next?

- SCAQMD Briefing
- Finish data analysis and subject it to peer review
- Report back once publications accepted

IDEAS FOR FOLLOW-UP STUDY:

Investigation of Toxics from Interim and “2007” Heavy-Duty Emission Controls

Scope Cuts Across Applications:

- Baseline
- CRT and SCRT on bus or truck (*in-house*)
- DPX and DPX/EGR on bus or truck (*in-house*)
- SCR/DPF engine tests (*piggy back on current work: DOE or EPA*)
- NO_x Adsorber/DPF engine tests (*piggy back on current work: DOE or EPA*)
- CNG/Catalyst, “Advanced” CNG, CNG/H₂, or CNG/Trap?? bus (*in-house*)
- Other? (*i.e.*, fuel-borne cat, active PM trap)

Approach:

- Duplicate samples, one fuel, one oil, one or two duty cycles

FOLLOW-UP STUDY (*cont'd*)

Emissions of Concern:

- DPF Ash
- Regulated Emissions
- Elements
- Toxic VOC's and Carbonyls
- PAH's and Nitro-PAH's
- Bioassay Analysis
- Characterization of Particle Number and Size
- Dioxins
- Other? (HONO, N₂O, etc.)

Participants:

- Lead Team: RD, SSD, MSCD
- In-house Testing: RD, MSCD
- Analysis: UCD, MLD, NREL, EPA, Private Lab
- Data Reduction: RD, SSD, MSCD