

# Welcome! ¡Bienvenidos!

Simultaneous interpretation is being provided – English speakers may need to select English as their language.


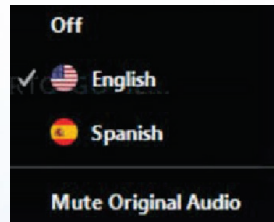
## Accessing Zoom from a computer

- Click the globe icon located at the bottom of the screen
- Choose **English**



## Accessing Zoom from a smart phone

- Click the **3 dots (more)** on the bottom right side of the screen
- Choose **Language Interpretation**
- Choose **English**
- Press **Done** on the top right side of the screen



Interpretación simultánea al español disponible – los hispanohablantes deben seleccionar su idioma.

## Entrando a Zoom por computadora

- Haga clic en el símbolo del globo terráqueo en la parte inferior de la pantalla
- Selecciona **Español**
- Apague el **Audio Original** (para solo escuchar una voz)

## Entrando a Zoom por un teléfono inteligente

- Haga clic en los **3 puntos** encima de la palabra **more o más** en la parte inferior derecha de la pantalla
- Selecciona **Interpretación**
- Selecciona **Español**
- Haga clic en **Done** o **Finalizar** arriba y de lado derecho de la pantalla



# **Evening Community Meeting: Clean Transportation Incentives - Clean Mobility Investments, San Diego County Tribal Tour**

Public Workgroup Meeting  
July 15, 2025

# Meeting Agreements

- Be respectful
- Take space, make space
- Listen to understand
- Strive to follow an equitable approach when helping to strategize solutions for our clean transportation incentive programs
  - Equity recognizes that advantages and barriers exist, and that, as a result, we do not all start from the same place

# Evening Community Meetings

Monthly community meetings will provide a space for community members across the state to engage with California Air Resources Board staff.

## Community Meeting Goals

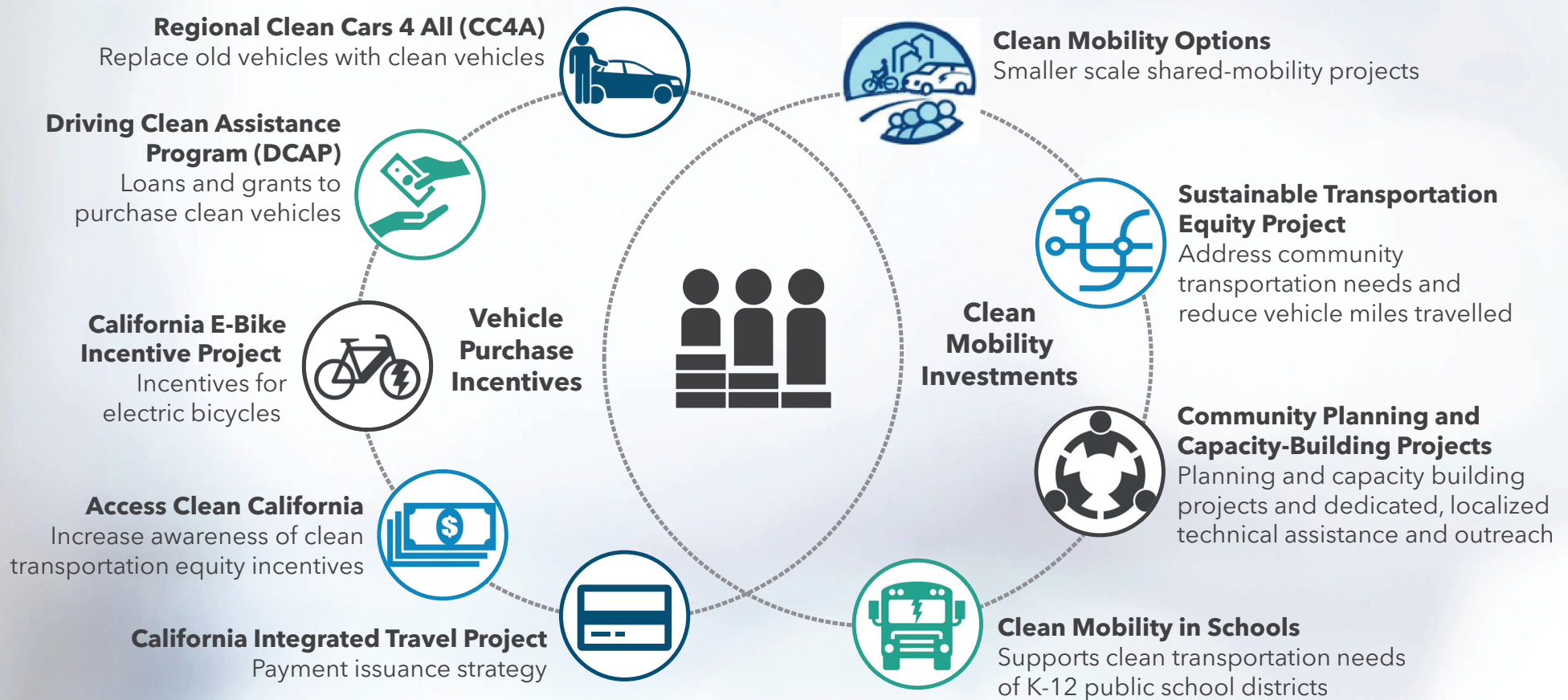
- Hold a platform for community voices and their priorities
- Brainstorm solutions for clean transportation needs
- Highlight the most important information for communities
- Continuous two-way communication between staff and communities

# Today's Agenda

Time	Session
5:00 – 5:10 p.m.	Introduction
5:10 – 5:50 p.m.	Funding Plan Workgroup for Clean Mobility Investments
5:50 – 6:10 p.m.	San Diego County Tribal and Rural Clean Energy and Mobility Tour
6:10 – 6:20 p.m.	Wrap Up and Next Steps

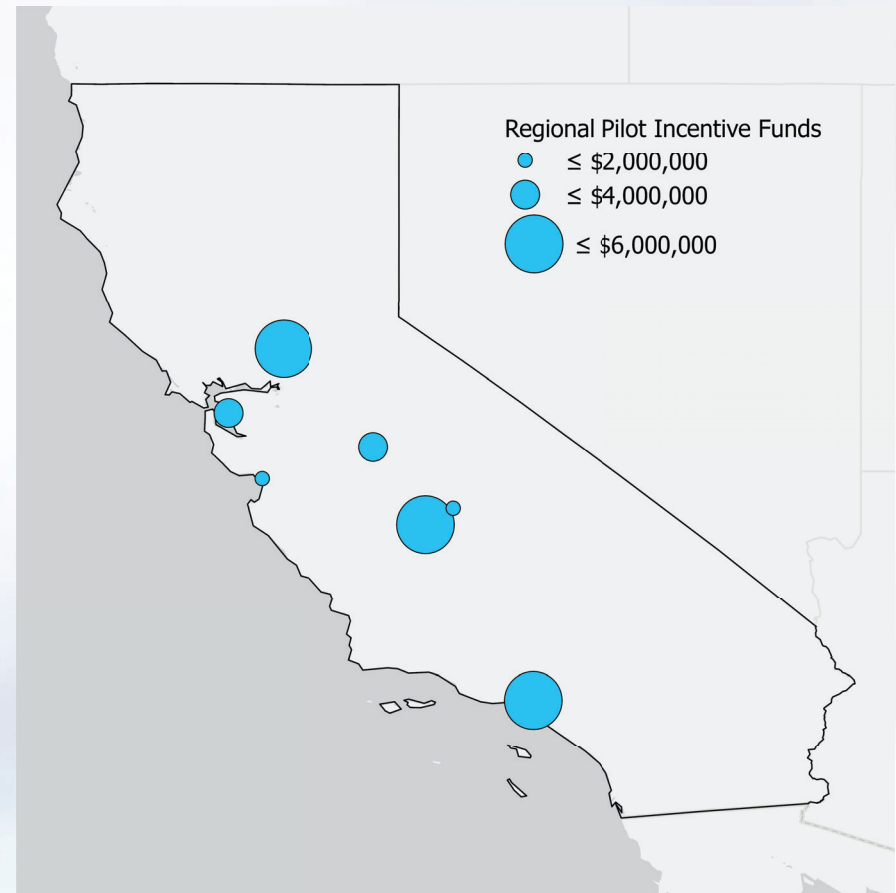
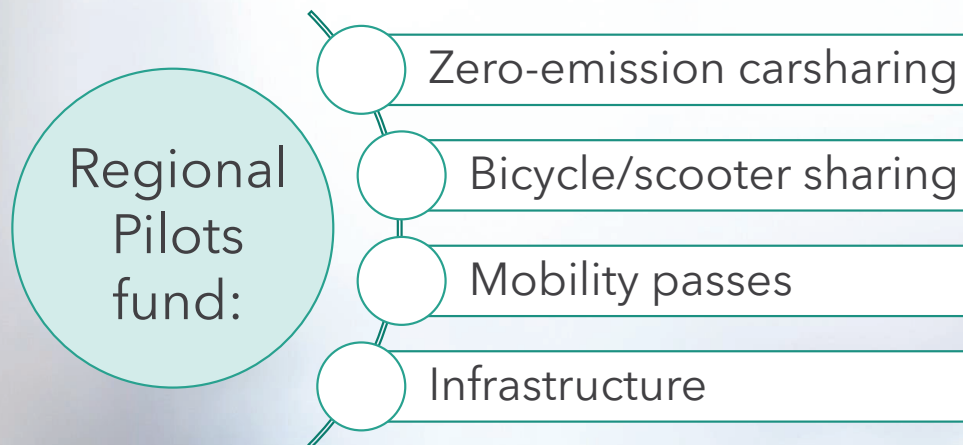
# **Funding Plan Workgroup for Clean Mobility Investments**

# Light-Duty Vehicle & Clean Transportation Equity Investments



# Regional Pilots Overview

- Project funds allocated: \$23.9 million
- Five regional pilot grants completed
- Two pilots exploring long-term funding models



# Regional Pilots: Successes

- Meet **critical need for affordable and flexible transportation services** and focus on serving households and communities that cannot afford private car ownership
- The availability of carshare **can change people's daily lives and improve their wellbeing** by allowing them expanded access to grocery shopping, medical appointments, and other important errands or social visits.



Source: CARB Research Contract 19MSC006, "Climate Smart Communities Consortium Research: Metrics and Evaluation Methodologies for Clean Mobility and Sustainable Transportation Equity Projects"

## Regional Pilots: From the Community

From the Our Community Carshare (OCCS) Final Report:

“Most members who responded to a post-trip survey answered that **they would not have been able to make a trip if an OCCS vehicle was not available.**

Survey results reported that the majority of members (> 60%) used OCCS services **to access groceries and household goods**, and 35% of those members did not have access to a vehicle prior to OCCS. OCCS is serving a critical need, and members want transportation services to be maintained.”

# Statewide Clean Mobility Options (CMO) Overview

- Project funds allocated: \$64.2 million
- 38 mobility projects, 21 launched and active


Statewide  
CMO  
funds:

Zero-emission carsharing

On-demand shuttles

Bicycle/scooter sharing

Carpooling/vanpooling



# Clean Mobility Options (CMO): Successes

- **CMO has increased mobility & accessibility** for communities served:
  - 28% of survey respondents who used CMO services do not have access to a private vehicle.
- Provide people living in “food deserts” with **access to vehicles for grocery shopping** and other shopping.
  - Surveys show that 32% of CMO trips are to get groceries or run errands.
- As of 2024, **120 jobs have been created** because of CMO.



# CMO: From the Community



Play Video: [Good2Go E-Bike service: Active transportation solutions in Rancho San Pedro, California](#) (2:17)

# Planning & Capacity Building Overview

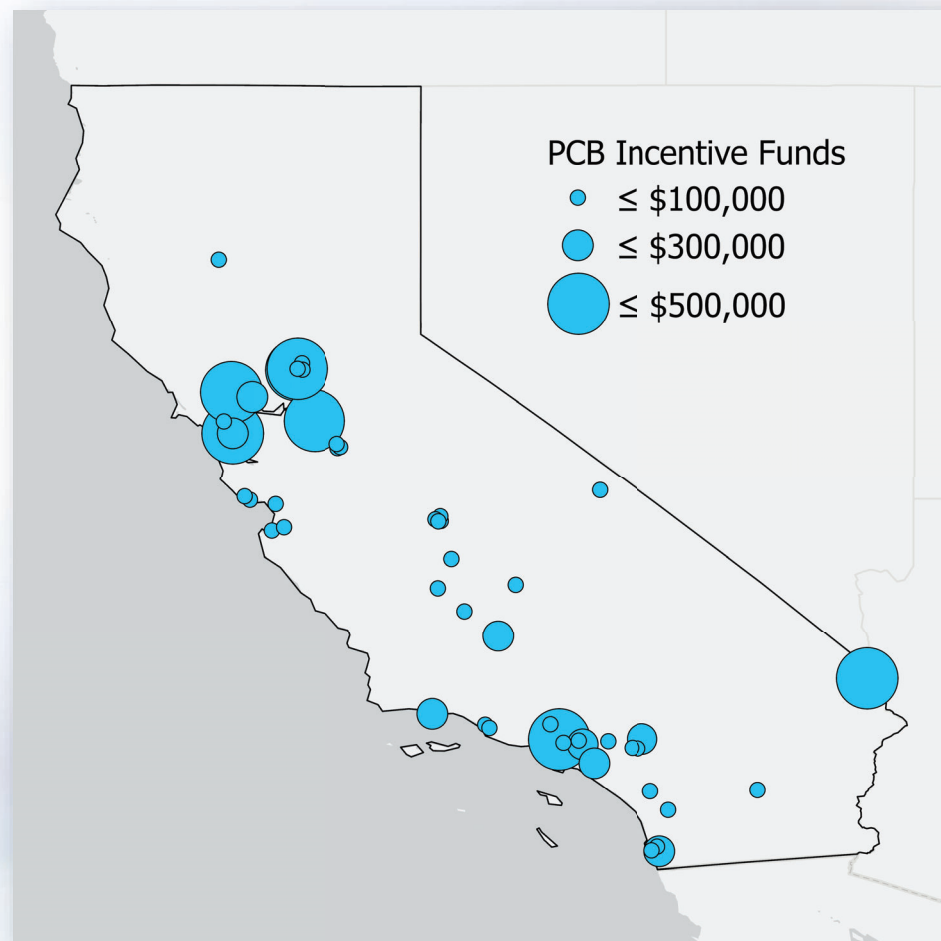
- Project funds allocated: \$14.5 million
- 15 planning grants (7 active)
- 36 transportation needs assessments, 30 completed

Planning grants fund:

Community transportation needs assessments

Community engagement

Workforce training and development



# Planning Sets Communities up for Success

## City Heights & Omnitrans

Leveraged Planning efforts to carry on their work through implementation grant **funding**



**Isla Vista** “Produced a comprehensive and **actionable** Mobility Plan, grounded in community input & technical analysis.”

## Circle of Life Development Foundation

“Efforts invested into this project have been and will continue to support the work that we are doing in **partnership** with the City of Bakersfield under the Transformative Climate Communities.”

# Planning: From the Community

- **Effective capacity building** helps communities independently compete for future funding and implement projects.
- Emphasizing **cross-sector connections** to project teams fosters greater community trust and participation.
- Actively **involving and advocating for those often exclude** from transportation planning processes creates a pathway to empowerment and improvement of living conditions being paved.

# Upcoming Planning Request for Applications

- Draft requirements underway for public and tribal government input
- \$7.3 million available
  - 15+ community-led projects
  - Up to \$500,000 for each project
- Application support available
- [Interest survey](#)

## Planning RFA interest survey



# Sustainable Transportation Equity Project Overview

- Project funds allocated: \$77.9 million
- 11 implementation grants

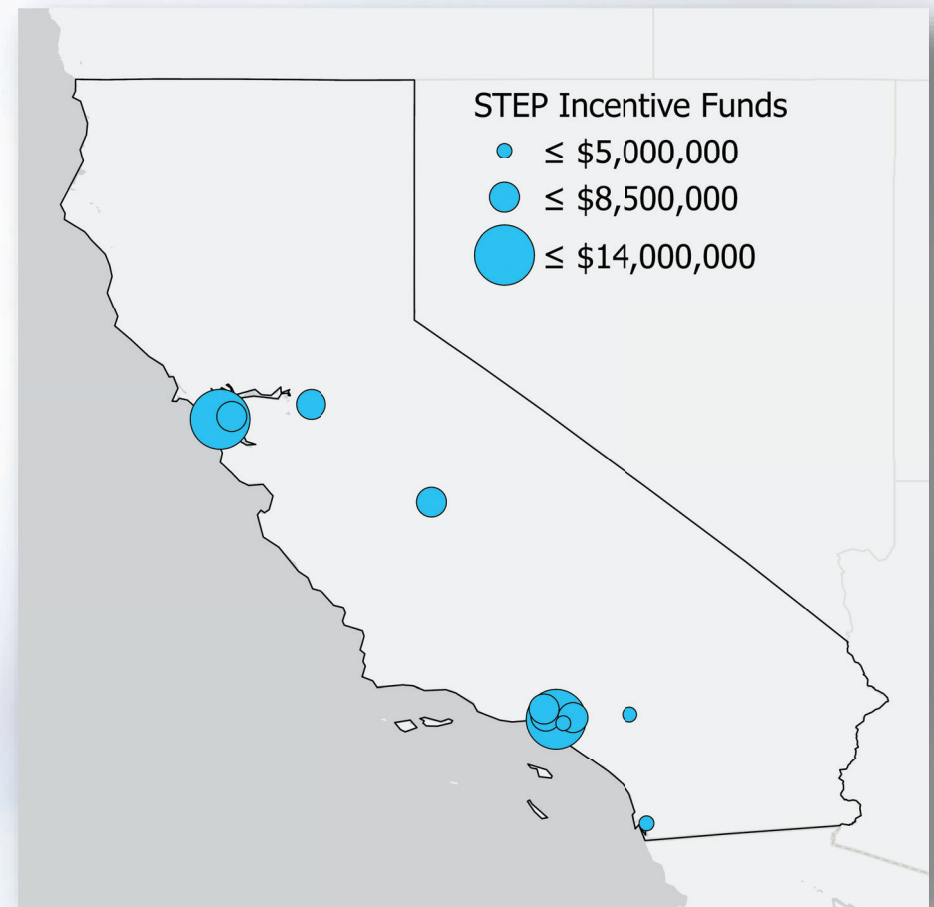
STEP  
grants  
fund:

Public transit and shared mobility

Active transportation  
infrastructure

Urban greening and  
neighborhood placemaking

Land use planning, housing  
policy, workforce development



# STEP Successes: Stockton Mobility Collective

Reduced 1,870 metric tons of CO<sub>2</sub>e and 3.4 million vehicle miles traveled

Workforce development: 6 of 8 paid bike- and carshare fellows offered long-term positions



California Association of Councils of Governments 2025 Eureka! Award for creative leadership and thinking



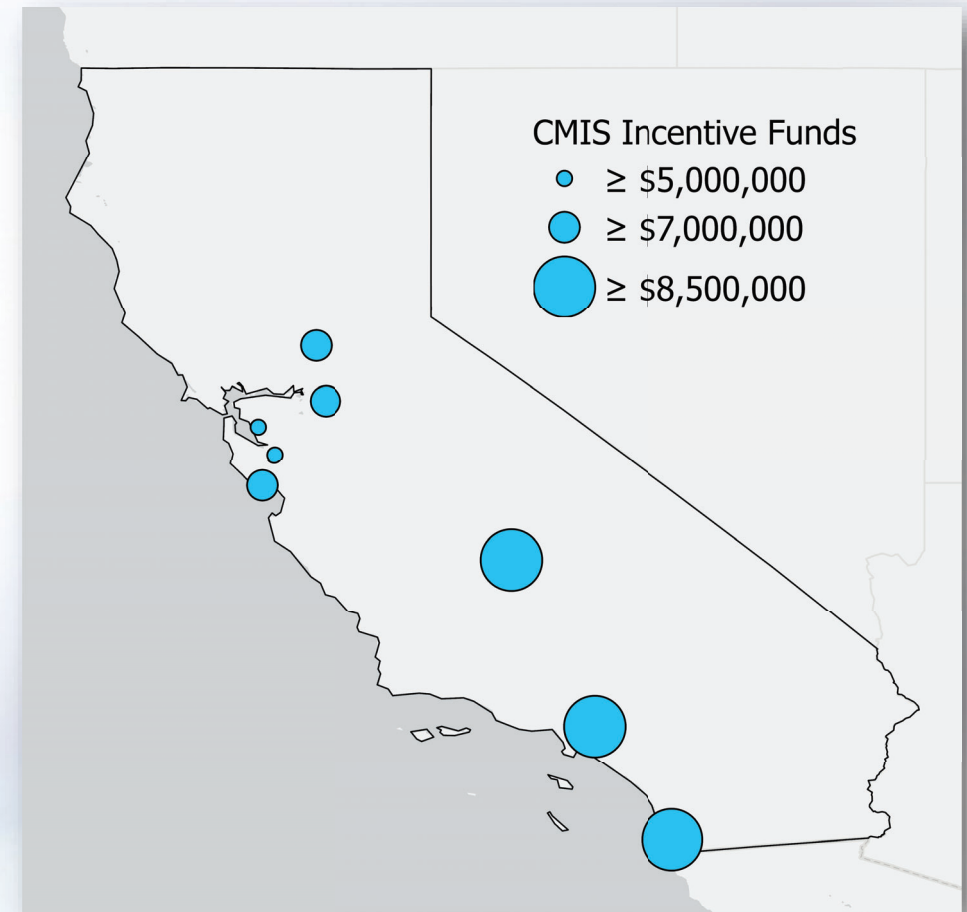
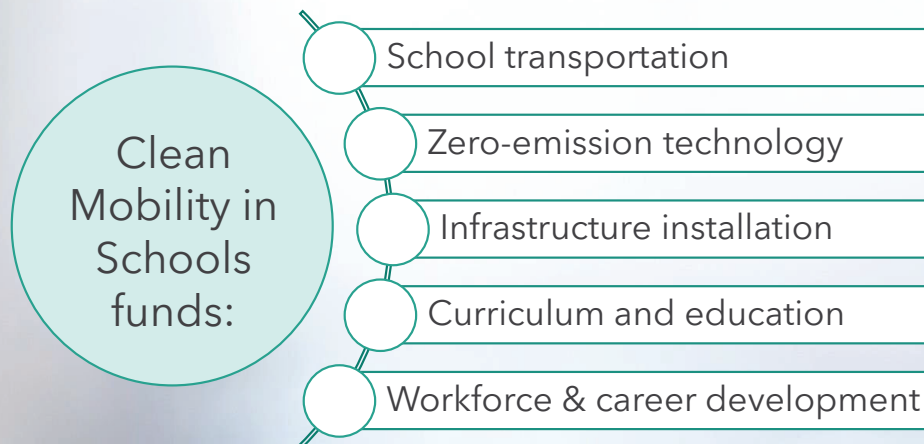
# STEP: From the Community



Play Video: [Stockton Mobility Collective Grant](#) (0:34)

# Clean Mobility in Schools Overview

- Funds Allocated: \$62.1 million
- Grants funded: 8  
3 complete & 5 ongoing



# Clean Mobility in Schools: Successes

- Trainings on how to service new zero-emission vehicles and other grant-funded equipment – **bring new skills and unlock opportunities.**
- **Zero-emission and clean technologies on display** for students, teachers, families, and the community.



# CMIS: From the Community



[Play Video: SUSD celebrates Earth Day \(2:30\)](#)

# **Budget & Allocations for Mobility Projects**

# Fiscal Year 2025-26 Proposed Budget (millions)

Project Category	Air Quality Improvement Fund
Medium- and Heavy-Duty Zero-Emission Projects	-
Air Quality Improvement Program <sup>1</sup>	\$35
Air Pollution Control Fund (Hino Settlement)	\$132
<b>Total Proposed Funding</b>	<b>\$167</b>

- **Cap-and-Invest Strategy** (formerly Cap-and-Trade) (Greenhouse Gas Reduction Fund)
  - Prior to Sept. 12: legislature to determine Greenhouse Gas Reduction Fund full scope
- **No proposed funding:** individual & community mobility incentive projects
  - Assembly Bill 100 appropriation: Regional Clean Cars 4 All = additional \$17 million from Fiscal Year 2024-25 Funds

<sup>1</sup> Only for medium- and heavy-duty projects (California Health & Safety Code, Section 44274.(a))

# Past Funding Demand

The demand for **Clean Mobility Options** funding has always exceeded the amount of funding available.

## Regional Pilots

### Car Sharing and Mobility Options Pilot Project Solicitations

**2014-15:** 13% of applications funded  
(\$16 million requested; ~\$2 million awarded)

**2016-17:** 26% of applications funded  
(\$21.5 million requested; ~\$5.5 million awarded)

## CMO Statewide Voucher Pilot Project

### Community Transportation Needs Assessments

**2020 Window 1:** 60% of applications funded  
(\$1.9 million requested; \$1.15 million funded)

**2022 Window 2:** 41% of applications funded  
(\$2.9 million requested, \$1.2 million funded)

### Mobility Project Vouchers

**2020 Window 1:** 61% of applications funded  
(\$32 million requested; \$19.5 million funded)

**2023 Window 2:** 40% of applications funded  
(\$62 million requested, \$24 million funded)

## Past Funding Demand (cont.)

The demand for **Clean Mobility in Schools (CMIS)**, the **Sustainable Transportation Equity Project (STEP)**, and **Planning and Capacity Building (Planning)** funding has always exceeded the amount of funding available.

### CMIS

**2019:** 41% of applications funded  
(\$60 million requested; \$24.6 million awarded)

### **2023 Joint Solicitation: Combined CMIS/STEP applications**

30% of applications funded  
(\$207 million requested, \$62.9 million awarded)

### STEP

**2020:** 18% of applications funded  
(\$109 million requested, \$19.5 million awarded)

### Planning

*Prior to 2023, planning grants were funded through STEP and CMO Community Transportation Needs Assessments.*

**2023:** 36% of applications funded  
(\$9.2 million requested; \$3.3 million awarded)

# **Input on Future Funding Allocations Across Mobility Projects**

## Questions:

- Pending a future total allocation for the Sustainable Community-Based Transportation Equity Projects:
  - Should funding be split among the projects similar to last allocation?
  - If not, what should CARB take into consideration as funding splits between projects are considered and proposed?
  - Should more funding go to planning grants than has in the past?
- Are there any other recommendations or requested topics for discussion related to funding allocations for mobility projects?

# Long-Term Plan for Light-Duty Vehicles and Clean Mobility Projects

- Update to the three-year projection estimates for clean mobility investments following Senate Bill 1275
- Previous methodologies based on:
  - Historical funding requests and investment gaps
  - Assessment of current project needs and demands
  - Scalability, sustainability, capacity and resources
- Future focus on:
  - Maintaining current project funding levels
  - Funding needed to increase project implementation

# Future Mobility Workgroups

- **One upcoming Clean Mobility Investments Public Workgroup** (as part of the 2025-26 Funding Plan development process)
  - **Mobility Workgroup 2:** July 31, 9:00 a.m. - 12:00 p.m.
- **Mobility Implementation Workgroups**
  - Occur after the Board has approved the 2025-26 Funding Plan
  - Dates, times, and topics to be determined

# Comments and Questions



Use the raised hand function (#2 if calling in by phone)



Please state your name and affiliation, if any, before asking a question or making a comment



You may also email questions to  
[cleantransportationincentives@arb.ca.gov](mailto:cleantransportationincentives@arb.ca.gov)

# **San Diego County Tribal and Rural Clean Energy and Mobility Tour**

# Tours Overview

## Purpose

Tours offer a meaningful opportunity to understand transportation barriers that residents in priority communities face

## Intention

- Planning with Community-Based Organizations
- Audience - CARB Staff & Program Administrators

## Objectives



Travel to priority communities



Learn about unique local priorities



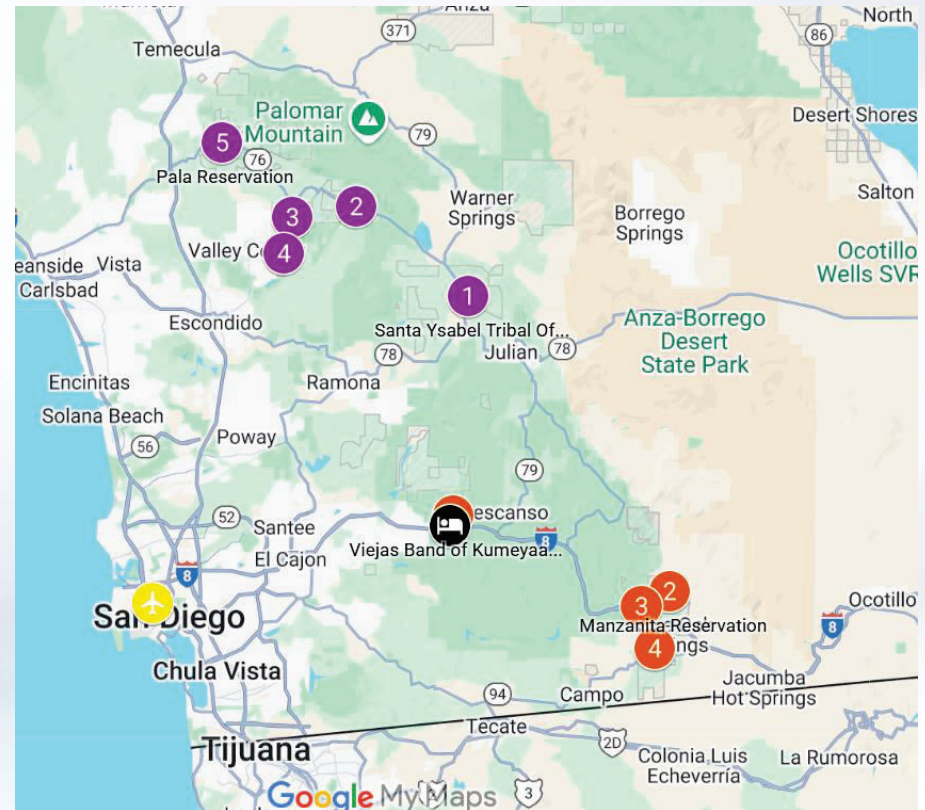
Tour-informed community-driven policymaking



Build relationships through dialogue

# Tribal Tour Locations

- **Dates:**  
June 24 - 25, 2025
- **Starting location:**  
Viejas Casino & Resort in  
Alpine, CA
- **8 San Diego County tribes**



# Participants

## State / Regional Agencies

CARB

California Energy  
Commission

California Environmental  
Protection Agency

San Diego County Air  
Pollution Control District

Governor's Office of  
Business and Economic  
Development

## Private Sector Companies

Native American Energy  
Services Company  
(NESCO)

Hyundai Motor North  
America

## Nonprofits / NGOs / Community-Based Organizations

EVGIDE, Inc.

Center for Sustainable  
Energy (CSE)

The Greenlining Institute

The Niles Foundation

Native American  
Environmental Protection  
Coalition (NAEPC)

## Program Administrators

Momentum

Data for Social Good  
(DFSG)

Community Housing  
Development Corporation  
(CHDC)

GRID Alternatives

# Tour Stops

## Day 1



Manzanita Band of Kumeyaay Nation



La Posta Band of Diegueño Mission Indians



Campo Kumeyaay Nation/Lunch

## Day 2



Lipay Nation of Santa Ysabel



La Jolla Band of Luiseño Indians



Rincon Band of Luiseño Indians



Pala Band of Mission Indians/Lunch

## **Final Takeaways**

1. Lack of infrastructure
2. Access to reliable energy
3. Grant application barriers

# Thank You to Coordinating Partners

## **Native American Environmental Protection Coalition (NAEPC)**

Executive Director

California Environmental  
Protection Agency Tribal  
Advisory Committee  
Member

CARB's Environmental  
Justice Advisory  
Committee Member

## **CARB Tribal Tour Planning Team**

Mobile Source Control  
Division

Office of Environmental  
Justice Tribal Affairs and  
Border Relations

Sustainable  
Transportation and  
Communities Division

## **Program Administrator**

CALSTART


# Stay connected with us!

## Contact

**[Arvin.Ocampo@arb.ca.gov](mailto:Arvin.Ocampo@arb.ca.gov)**

Phone: (279) 895-5686

**Scan the QR code to subscribe  
to our Environmental Justice  
Blog and stay in the loop!**



# Comments and Questions



Use the raised hand function (#2 if calling in by phone)



Please state your name and affiliation, if any, before asking a question or making a comment



You may also email questions to  
[cleantransportationincentives@arb.ca.gov](mailto:cleantransportationincentives@arb.ca.gov)

# **Wrap-Up and Next Steps**

# Funding Plan Development Schedule

Milestone	Date
Zero-Emission Assurance Project Workgroup	July 17
Medium- and Heavy-Duty Vehicle and Equipment Workgroup	Jul. 22
Clean Mobility Investments Workgroup 2	Jul. 31
Light-Duty Vehicle Purchase Incentive Projects Workgroup 2	Aug. 6
August Workshop on Draft Ideas	Aug. 14

Milestone	Date
Evening Community Meeting	Aug. 19
Evening Community Meeting	Sep. 16
Proposed Funding Plan Released	Oct. 10
Evening Community Meeting	Oct. 21
CARB Board Meeting	Nov. 20
Evening Community Meeting	Dec. 16

## Contacts

- **Adalina Paez** - Air Pollution Specialist  
[Adalina.Paez@arb.ca.gov](mailto:Adalina.Paez@arb.ca.gov)
- **Noemi Vitela** - Air Pollution Specialist  
[Noemi.Vitela@arb.ca.gov](mailto:Noemi.Vitela@arb.ca.gov)
- **Stephanie Parent** - Lead Staff/Staff Air Pollution Specialist  
[Stephanie.Parent@arb.ca.gov](mailto:Stephanie.Parent@arb.ca.gov)

## Team Contact

- **Email** - [cleantransportationincentives@arb.ca.gov](mailto:cleantransportationincentives@arb.ca.gov)
- **Funding Plan** - [Engagement Opportunities](#)