



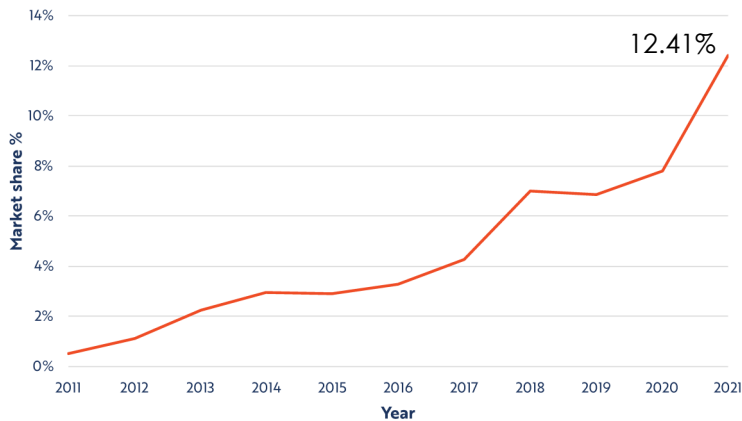
ZERO-EMISSION VEHICLE MARKET METRICS SNAPSHOT — Q4 2021

This snapshot collects high-level metrics to provide an overview of California's ZEV market and track progress toward state targets. It will be adjusted each quarter as needed to better capture market trends. Click images and links to access data sources.

VEHICLES

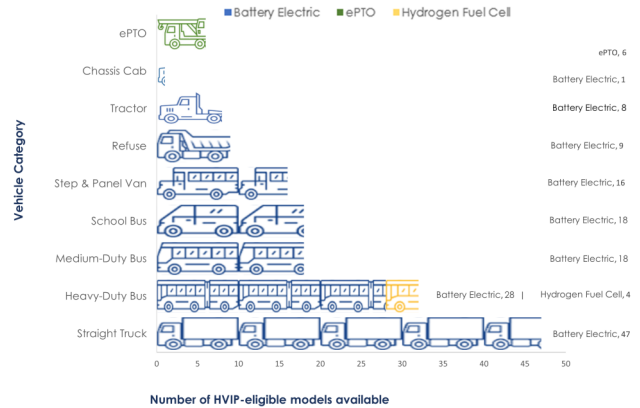
Light-Duty Passenger Vehicles

Target: 100% passenger car market share by 2035



Medium & Heavy-Duty Vehicles

Target: 100% of vehicles in the state are ZEVs by 2045



- ◆ **87** light-duty ZEV models available¹
- ◆ **1 million+** ZEVs sold in California to date¹
- ◆ Largest used ZEV inventory in the nation²

Data Sources
 - 1. [Veloz Q4 Electric Vehicle Market Report](#) with data from the [California Energy Commission Zero Emission Vehicle and Infrastructure Dashboard](#)
 - 2. [Recurrent California Electric Vehicle Trends](#)

- ◆ **159** HVIP-eligible models available
- ◆ **3%** of transit buses operating and **27%** of buses purchased in 2020 were zero-emission³

Data Sources
 - Chart based on [CA HVIP Eligible Vehicle Catalog](#)
 - 3. 2020 transit agency reports to CARB Innovative Clean Transit Reporting Tool. Retrieved October 25, 2021

END USER

Voucher & Rebate Programs

447,994

Clean Vehicle Rebate Project Rebates issued over life of program—with **30%** of funds going to priority communities.

Data Source: [Clean Vehicle Rebate Project Rebate Statistics](#)

12,919

ZEVs obtained through Clean Cars 4 All from June 1, 2015 through June 30, 2021

Data Source: [EFMP Scrap & Replace and CC4A Summary Report](#)

4,495

vouchers issued for zero-emission trucks, buses, and off-road equipment through HVIP and CORE

Data Sources: [CORE Voucher Funding Map](#), [HVIP Voucher Data](#)

Consumer Awareness & Experience

26%

of Californians surveyed in 2020 said they definitely plan to buy an EV for their next car—compared to 4%* of people nationwide.

*Recent nationwide surveys show an increase, but we are citing 2020 in order to ensure CA-US comparability

Data Sources:
[Consumer Reports 2020 survey of Consumer Attitudes in California](#)
[Consumer Reports 2020 National Survey on Electric Vehicles and Fuel Economy](#)

\$5 million

dedicated to GO-Biz to fund ZEV consumer awareness projects through May 2023

[GO-Biz ZEV Consumer Awareness Grant](#)




ZERO-EMISSION VEHICLE MARKET METRICS SNAPSHOT — Q4 2021

The infrastructure targets below were established by Executive Order B-48-18 in 2018. Funding sources to meet these targets include private capital, settlement investments, investments by utilities, Clean Transportation Program funding, and general fund allocations in the California Comeback Plan.

INFRASTRUCTURE

EV Charging

Target: 250,000 EV charging stations by 2025



Hydrogen Refueling

Target: 200 hydrogen refueling stations by 2025



Data Sources:

[California Energy Commission Zero-Emission Vehicle and Infrastructure Statistics](#), Updated January 2022.
Note: Charger count excludes 629 level 1 chargers, as state targets are for level 2 and DC fast chargers
[California Energy Commission 2021-2023 Investment Plan Update for the Clean Transportation Program](#)

WORKFORCE

A framework for tracking and reporting additional ZEV workforce metrics is currently being developed. Future ZEV Market Metrics Snapshots may feature different workforce indicators and data sources.



43

ZEV-related manufacturing companies are based in California

2,040

contractors and electricians have been approved through the [Electric Vehicle Infrastructure Training Program \(EVITP\)](#) to install EV charging infrastructure

13,400+

jobs make California the **#1 state** in the nation for EV manufacturing jobs

\$250 million

in the [California Comeback Plan](#) (FY 2021-2023 budget) allocated to boost ZEV manufacturing



Data Source: [Atlas Policy EV Hub](#), Updated January 2022.